

Charm reconstruction with STAR's Silicon Vertex Detectors

Spiros Margetis,
For the STAR collaboration

1. Motivation
2. Heavy Flavor measurements in STAR
 - sorted by identification method
 - not a complete list
3. Summary and future measurements



Charmed mesons in Heavy Ion collisions

- Heavy flavor is produced dominantly at the earlier stages of the collision via gluon fusion :
 - not affected by chiral symmetry restoration.
 - production cross section are found to binary scale[1].
 - **ideal to probe the medium created** in HI collision.
- Theoretical models predicted gluon radiative energy loss for heavy quarks to be **smaller** than of light quarks[2], which is **not** experimentally observed [3].
- Measuring collective motion (v_2) of charm mesons will also indicate whether thermalization in light quark sector is reached in the earlier steps of the collision.

[1]Phys. Rev. Lett. **94** (2005) 082301

[2]Phys. Lett. **B519** (2001) 199-206

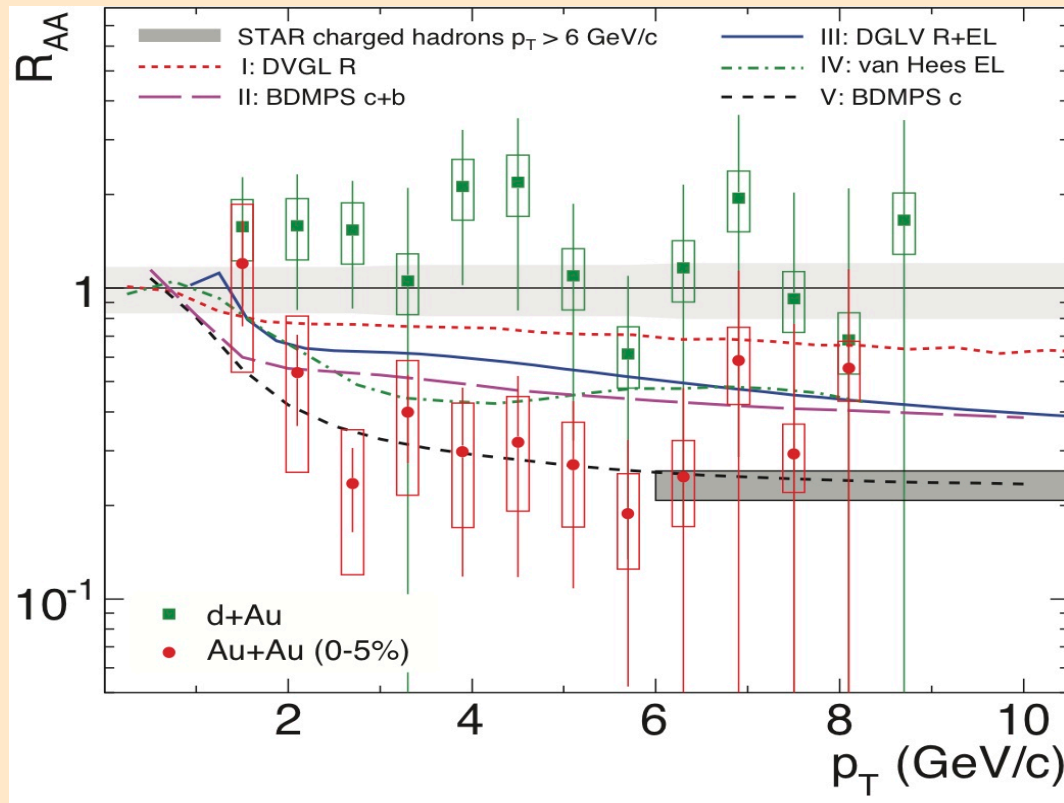
[3]Phys. Rev. Lett. **98** (2007) 192301

The Beginnings - Heavy Quark Energy Loss - NPE Method

STAR: Phys. Rev. Lett, **98**, 192301(2007)

nucl-ex/0607012v3

Still the main method at RHIC



1) Non-photonic electrons
(NPE) decayed from χ -
charm **and** beauty
hadrons

2) At $p_T \geq 6$ GeV/c,

$$R_{AA}(\text{NPE}) \sim R_{AA}(h^\pm) !!!$$

Contradicts naïve
pQCD predictions

Surprising results -

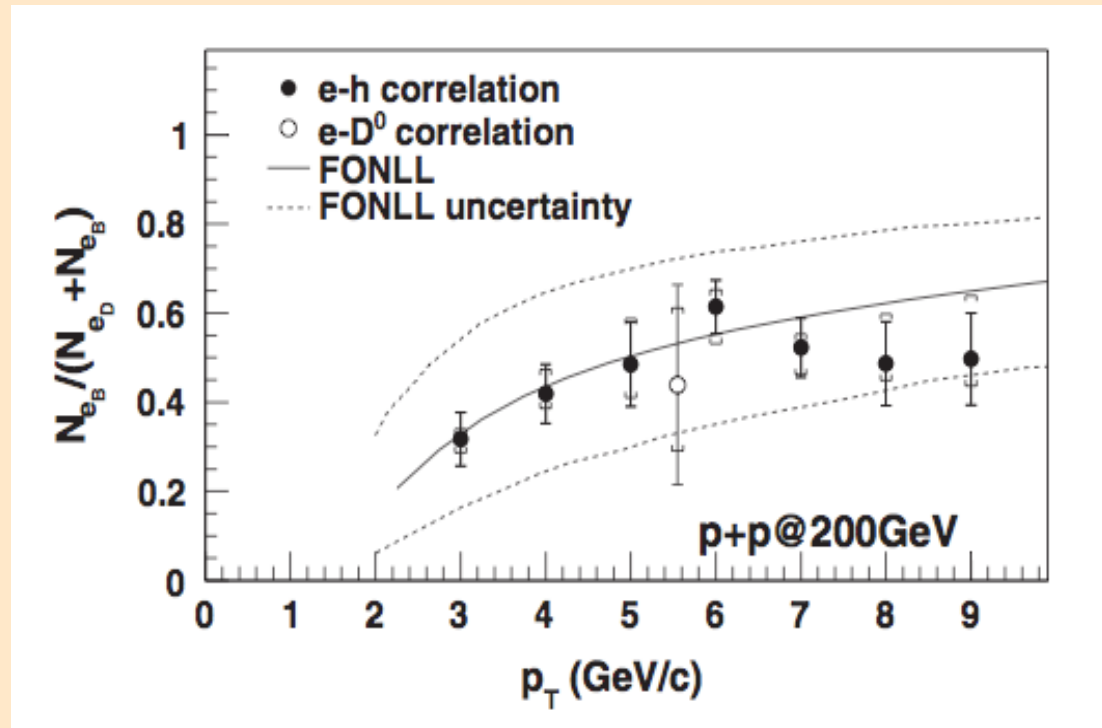
- challenge our understanding of the energy loss mechanism
- force us to RE-think about the elastic-collisions energy loss
- **Requires direct measurements of c- and b-hadrons.**

Next Step/Method in NPE: Charm/Bottom separation (next talk by W. Borowski)

- **Azimuthal correlations** of electrons with hadrons or open charm meson can help disentangle between the charm and bottom contribution[4].
- Data set is typically triggered on high p_T electrons.

[4] *Phys. Lett. B* **671**(2008) 361 ;
Phys. Rev. Lett. **105** (2010) 202301

For NPE results on elliptic flow see talk by S. Kabana



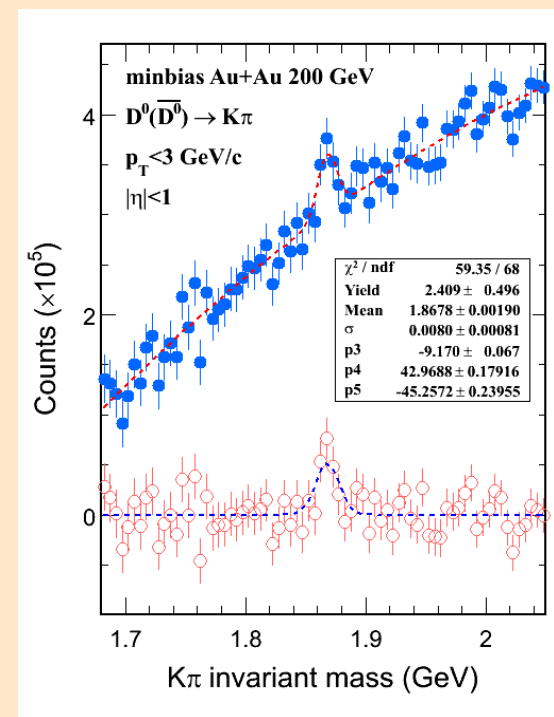
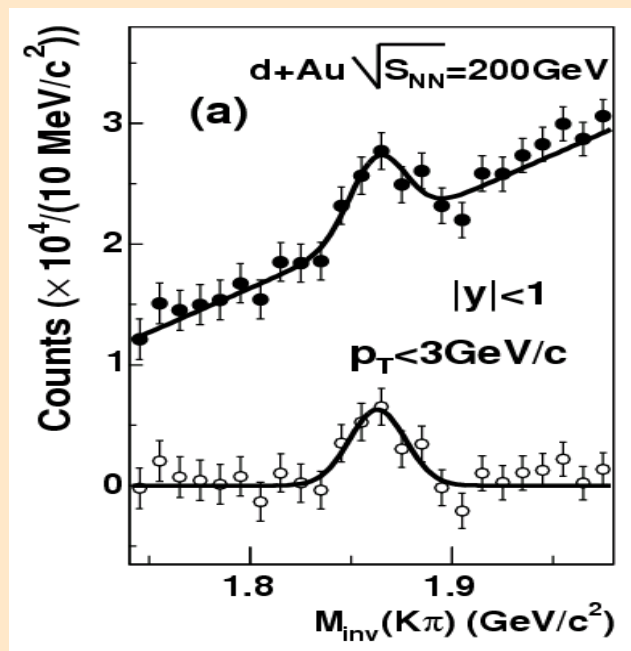
Any information from direct reconstruction of D and B-mesons would help

Next Method: Hadronic decays

d+Au and Au+Au @ 200 GeV/c

- **Combinatorial/Invariant Mass method**

- Measurement of hadronic decay modes via invariant mass analysis.
 - $D^0 (D^{0\text{bar}}) \rightarrow K^-\pi^+ (K^+\pi^-)$ BR : 3.8 %
- Obtained by pairing identified kaons and pions.
- No triggers, no decay vertex reconstruction.
- Typically limited to low momentum ($p_T < 3 \text{ GeV}/c$).

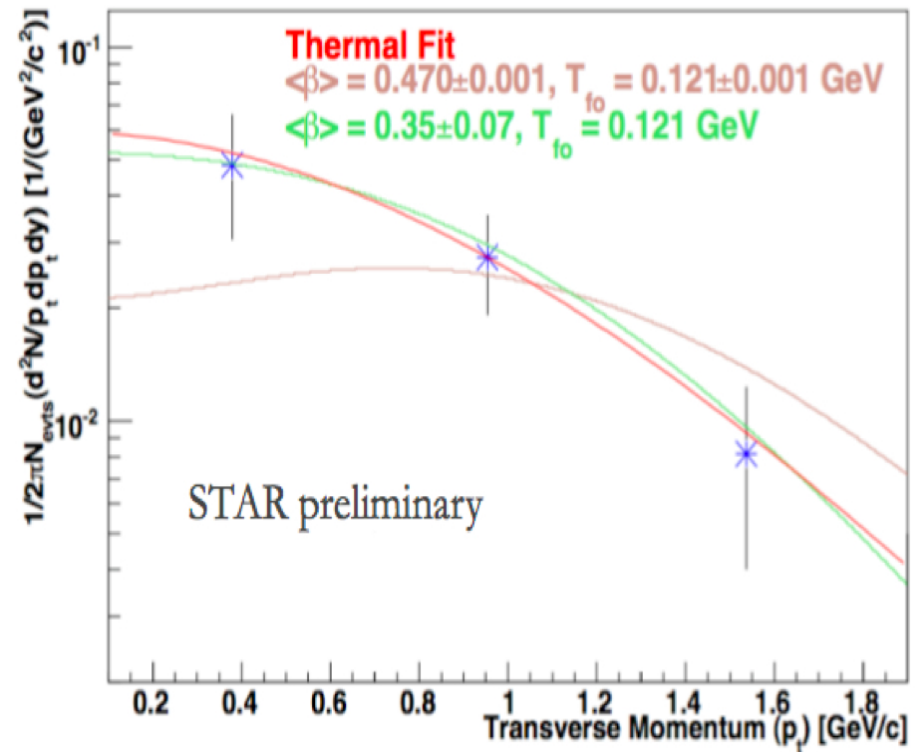
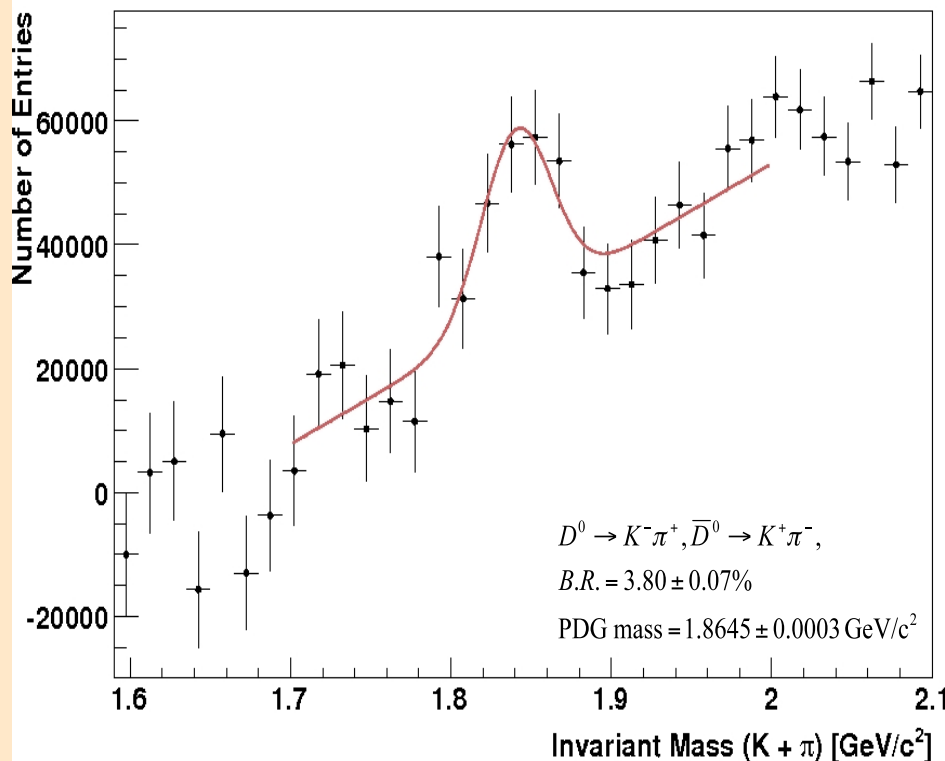


[7]dAu : *Phys. Rev. Lett.* **94** (2005) 62301

[8]AuAu : *arXiv:0805.0364*

Cu+Cu @ 200 GeV/c (0-60% central)

$D^0 + \bar{D}^0$ -bar

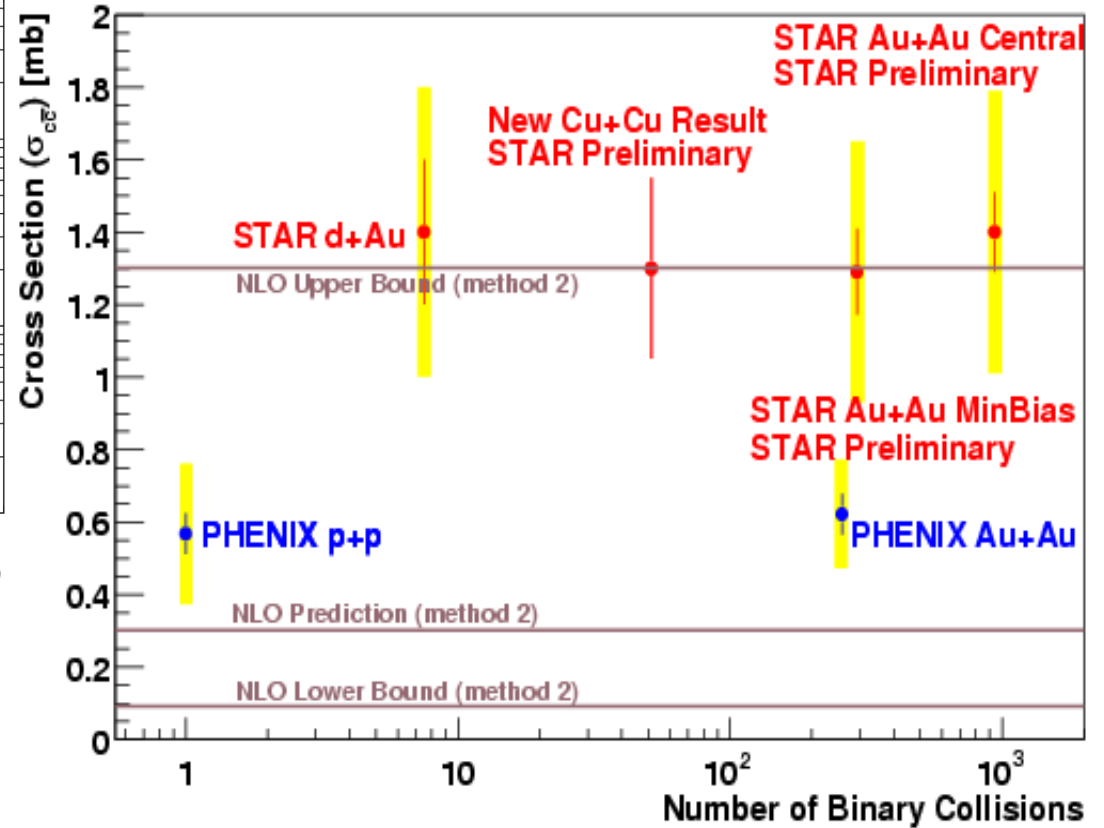
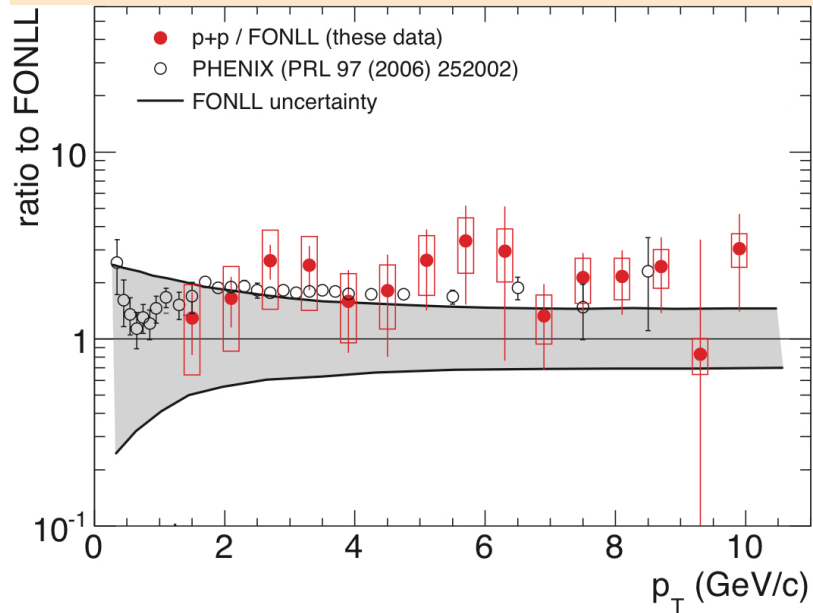


S. Baumgart: PhD Thesis, Yale Univ. and [arXiv:nucl-ex/0709.4223](https://arxiv.org/abs/nucl-ex/0709.4223)

Result-1: It appears that the transverse-flow velocity of charm doesn't follow the light hadrons.

Result-2: x-section estimate -> next slide

Charm Cross-Section Comparison at 200 GeV



Newer STAR data/reanalysis resolved high p_T discrepancies with PHENIX but non-total x-section (see talk by S. Kabana)

NLO Ref: R. Vogt, arXiv: 0709.2531v1 [hep-ph]


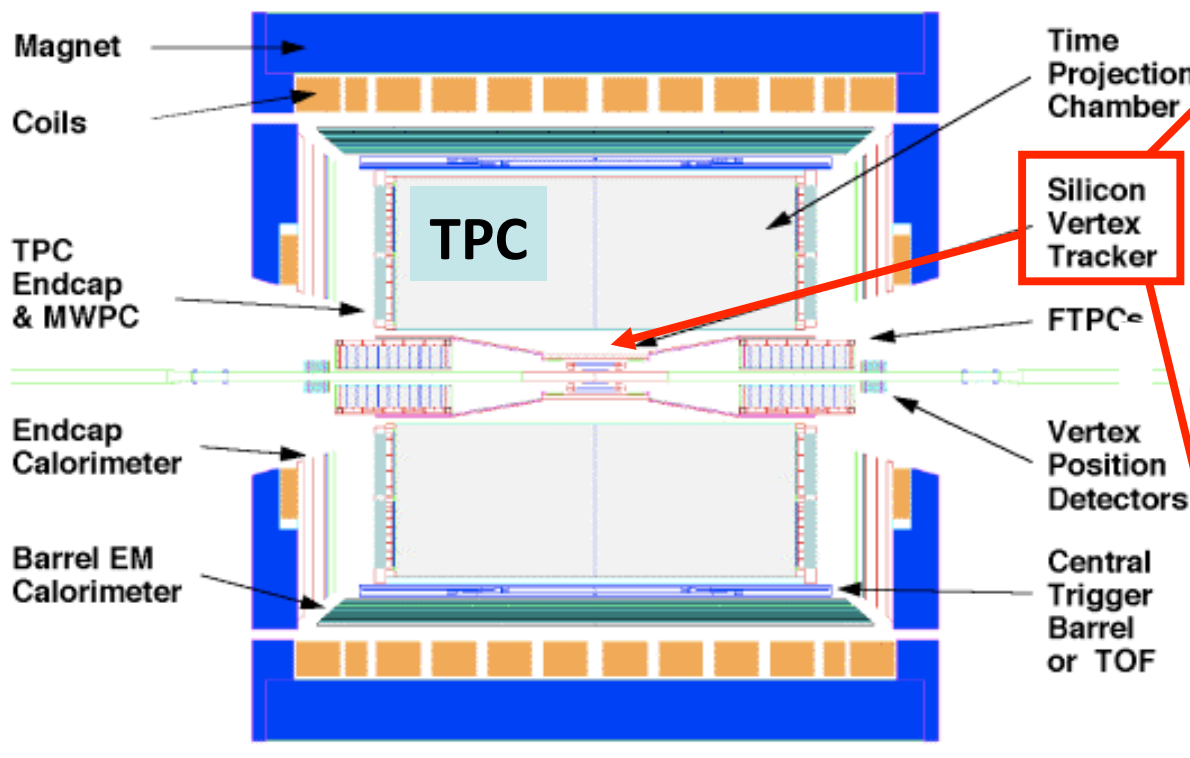
PHENIX:
 S. Adler, et al. Phys. Rev. Lett. 94 082301 (2005)
 S. Adler, et al. Phys. Rev. Lett. 97 252002 (2005)

STAR:
 C. Adler, et al. Phys. Rev. Lett. 91 172302 (2003)
 S. Baumgart, arXiv:nucl-ex/0709.4223
 Y. Zhang, arXiv:nucl-ex/0607011

Next Method: Use the Silicon Vertex Detectors

- STAR used 1990 silicon technology (drift/2d strips):
 - Designed for multi-strange particles **not** charm
 - In Full operation in 2005 and 2007
- LHC used 1995-2000 technology (pixels[“long”, thick]):
- Silicon upgrades (under construction) in STAR use today’s++ technologies (active square/thin pixels)
 - Scheduled for operation in 2013-14 Run
 - Technology can be developed for LHC (ILC) upgrades

STAR detector (in 2007)



The tracking system consisted of :

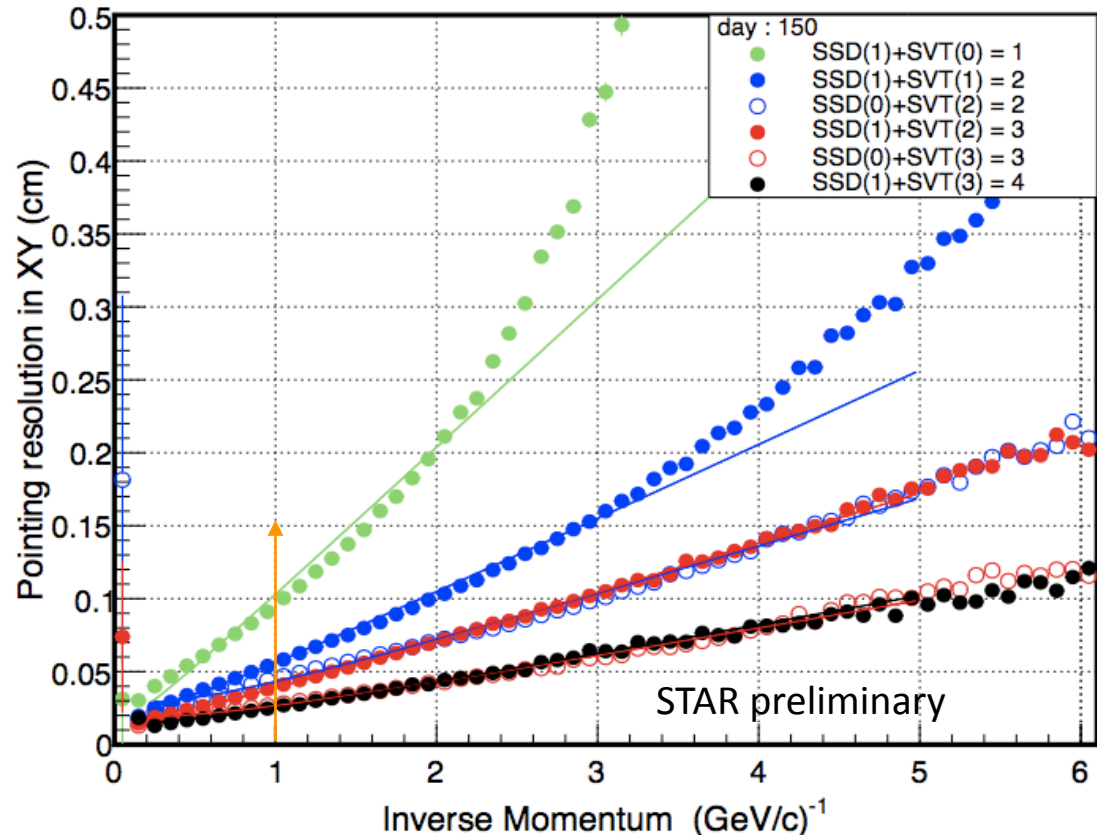
- **TPC** : provides momentum, particle identification.
- **2 silicon detectors** :
 - 1 layer of silicon strip detectors (**SSD**) and 3 layers of silicon drift detectors (**SVT**).
 - **high spatial resolution** : pointing resolution of $\sim 250\mu\text{m}$ in transverse direction was achieved with Cu+Cu data in run 5 (y2005)[9].

[9] Fisyak Y V et al. 2008 J. Phys. Conf. Ser. 119 032017

Silicon system resolution

Fisyak Y V et al. 2008 J. Phys. Conf. Ser. 119 032017

- run 7 Au+Au@200GeV (MinBias trigger) .
- DCA resolution as a function of inverse momentum.
- Reflect the (detector +alignment) resolution and Multiple Coulomb Scattering (MCS).

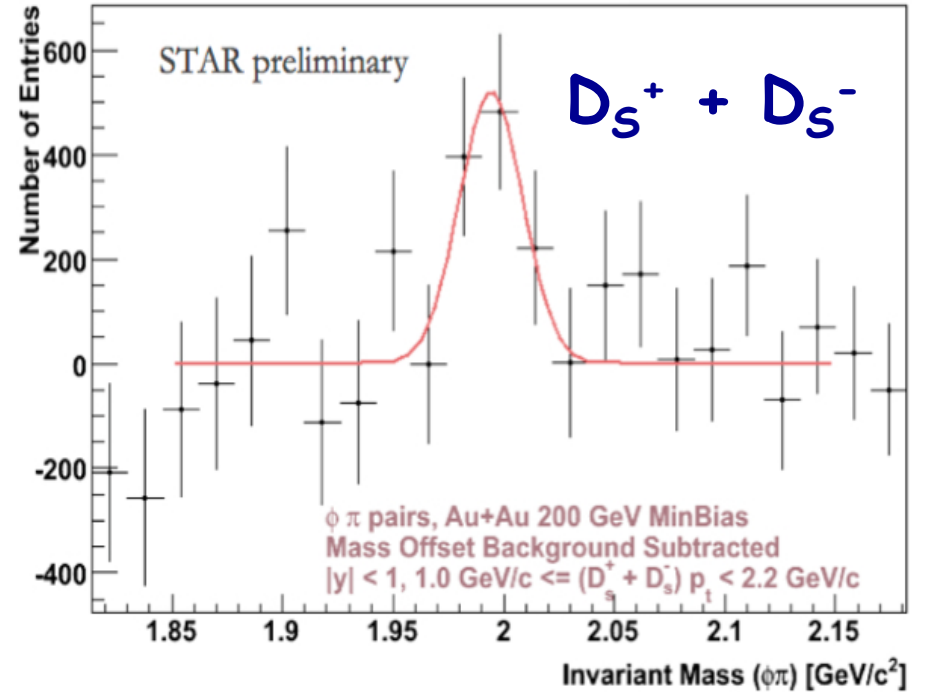
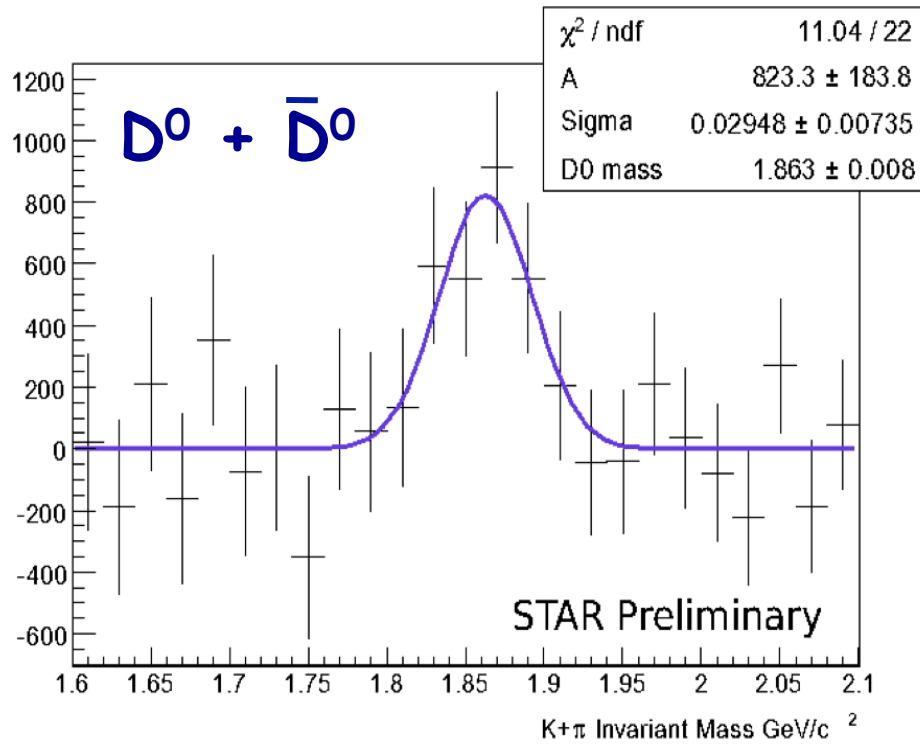


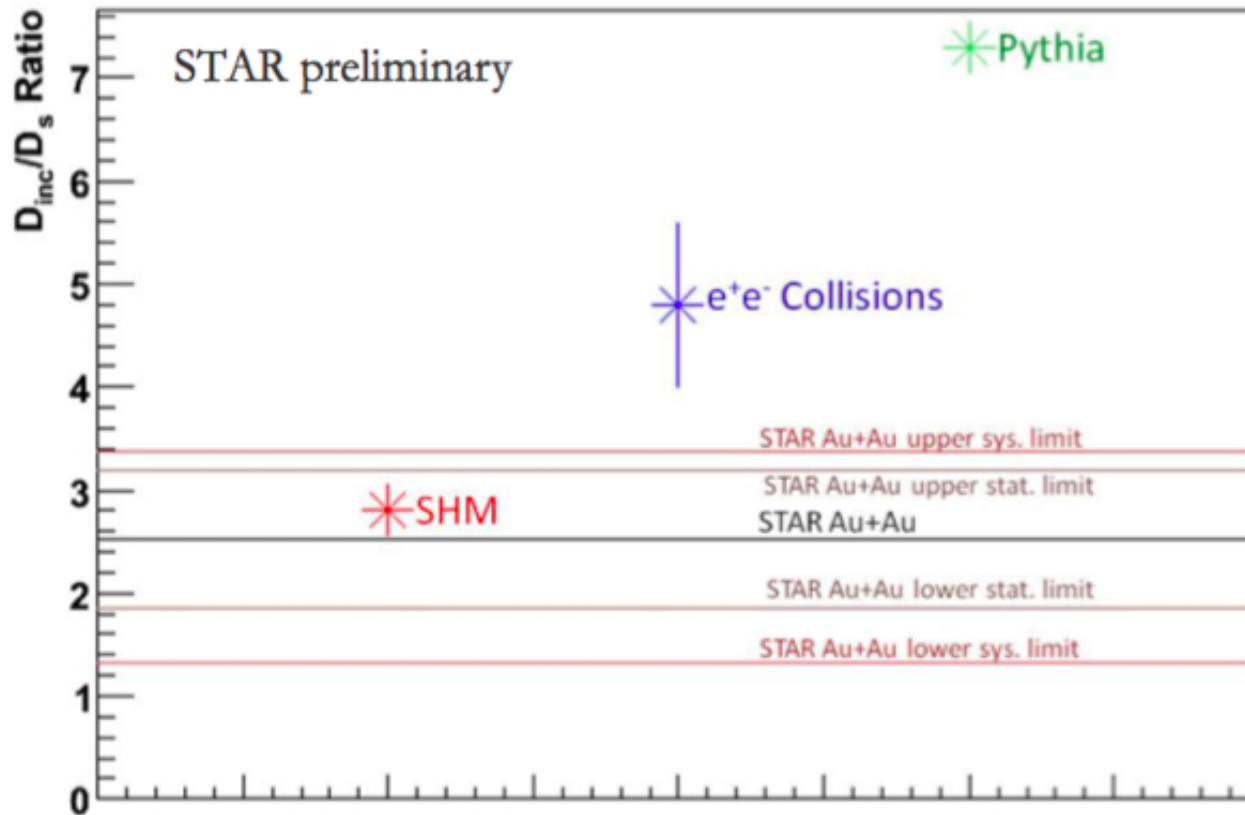
→ Including the silicon detectors in the tracking improves the pointing resolution.

→ with 4 silicon hits, the pointing resolution to the interaction point $\sim 250\mu\text{m}$ at $P = 1\text{GeV}/c$.

☒ Note : the Silicon Vertex detectors were not designed (thickness, geometry) for charm measurement.

Silicon + Decay vertex reconstruction (no fit)





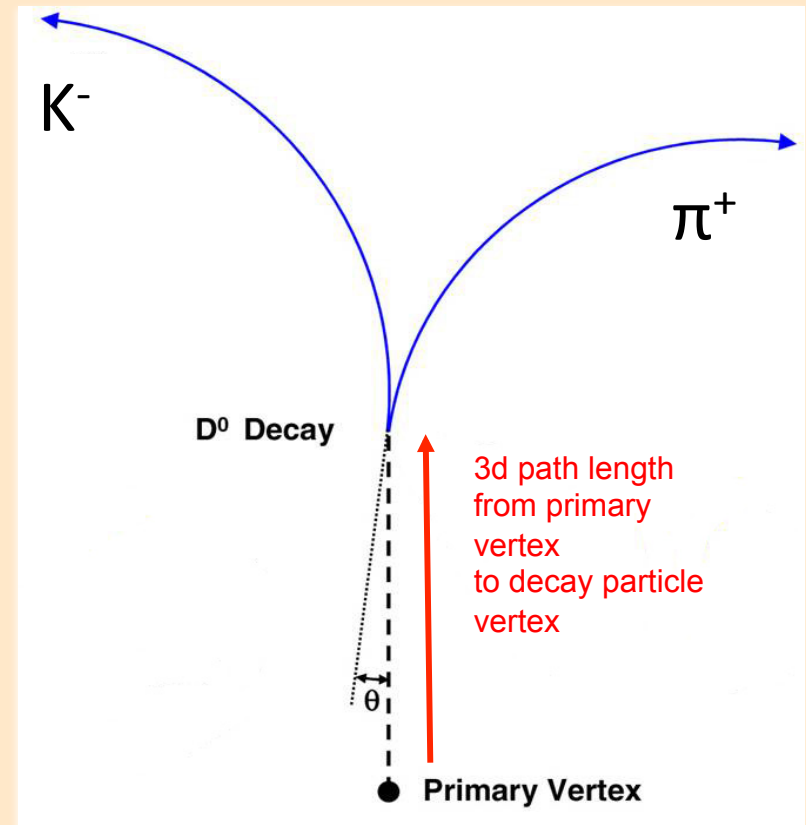
SHM = Statistical Hadronization Model
 I. Kuznetsova and J. Rafelski, Eur. Phys. J. C 51 113 (2007)

Result compatible with SHM and an enhanced strangeness production

Next Step: + decay vertex fitting

- Full reconstruction/fit of the decay vertex [10] .
- Introduction/Use of full track error matrix for best error estimates.
- Optimization of cuts based on MC studies.

An estimated factor of two was gained in sec. vertex resolution



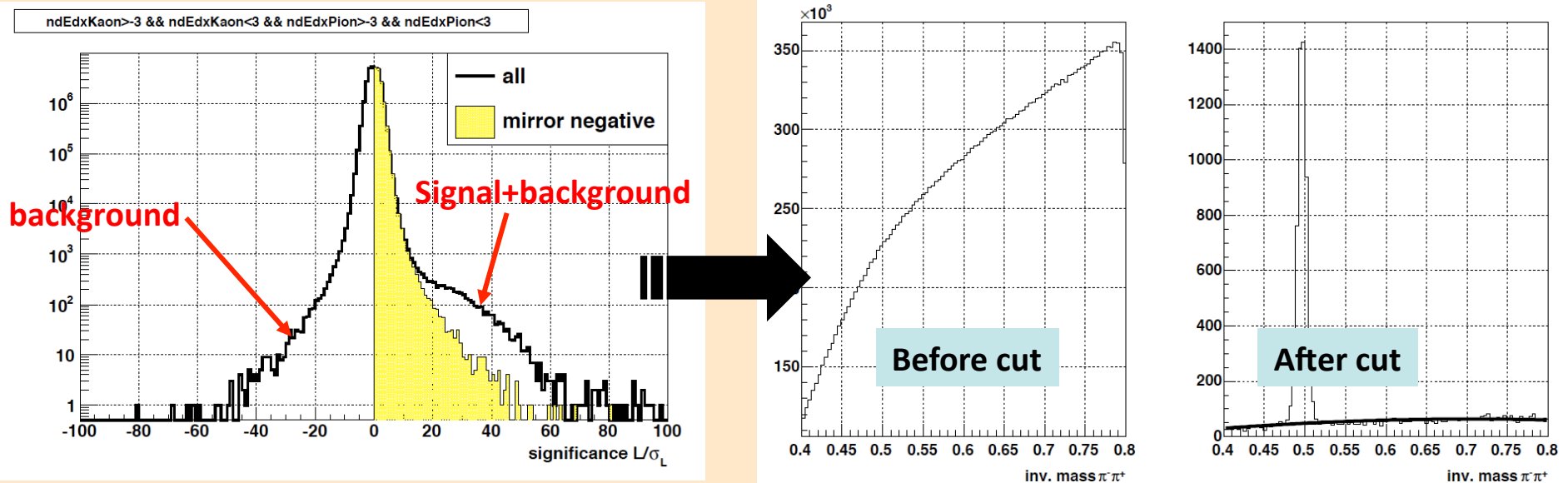
[10] Decay Chain Fitting with a Kalman Filter,
W. D. Hulsbergen (arxiv:physics,0503191)

Proof of principle with K^0_s

- Signed decay length :
 - an excess can be observed on the positive side of the decay length distribution, indicating the presence of long-lived decays.
 - use the decay length significance $S_L = L/\sigma_L$ to improve the signal.
 - more appropriate because of the momentum dependence L and σ_L .

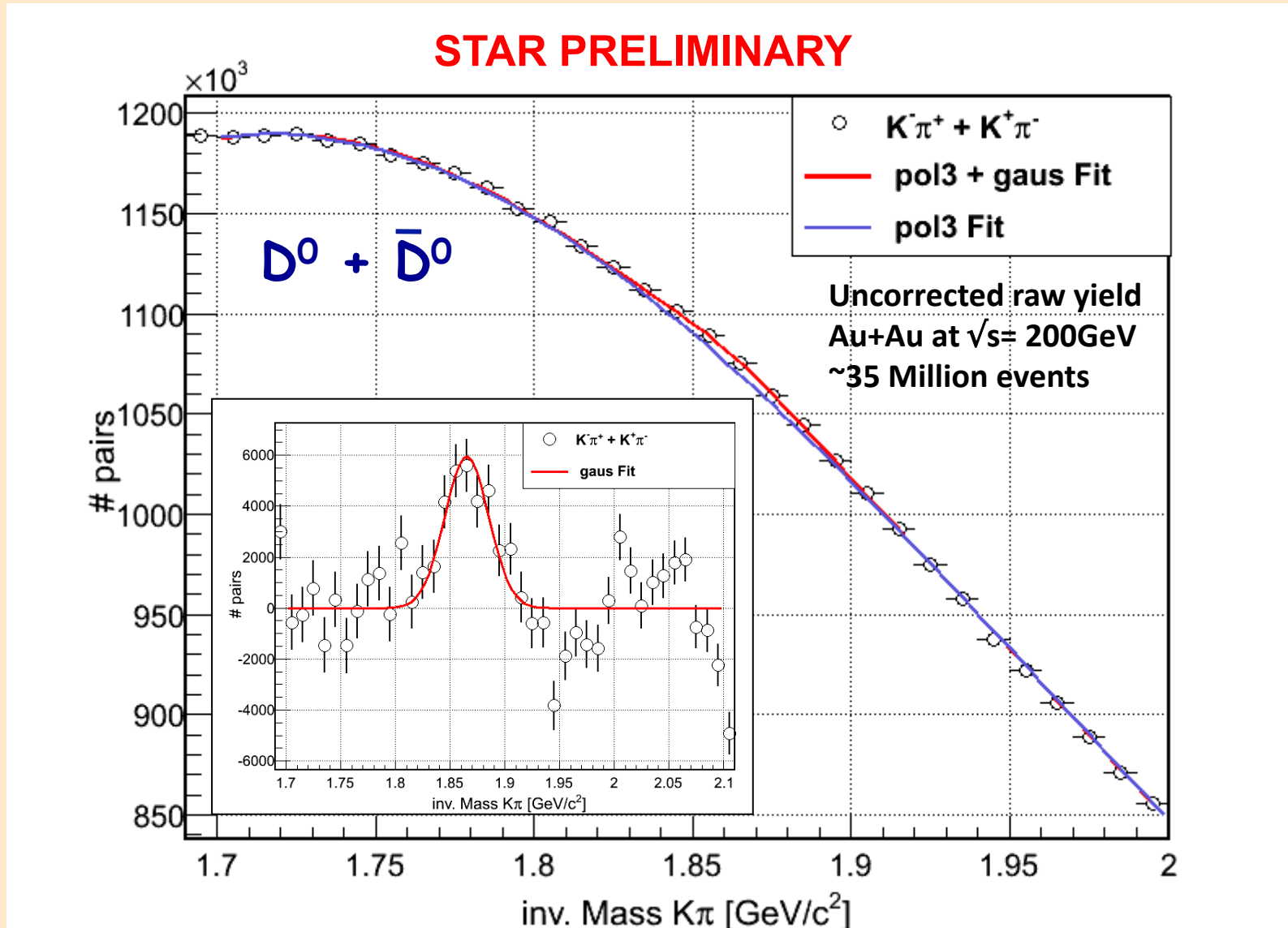
- Test with K^0_s decay reconstruction :

$K^0_s \rightarrow \pi^+ \pi^-$ (BR = 69.2%) ; $c\tau = 2.68$ cm ; Mass = 0.497 MeV/c²



✓ After using a cut $S_L > 10$, a clear peak at the K^0_s mass is observed.

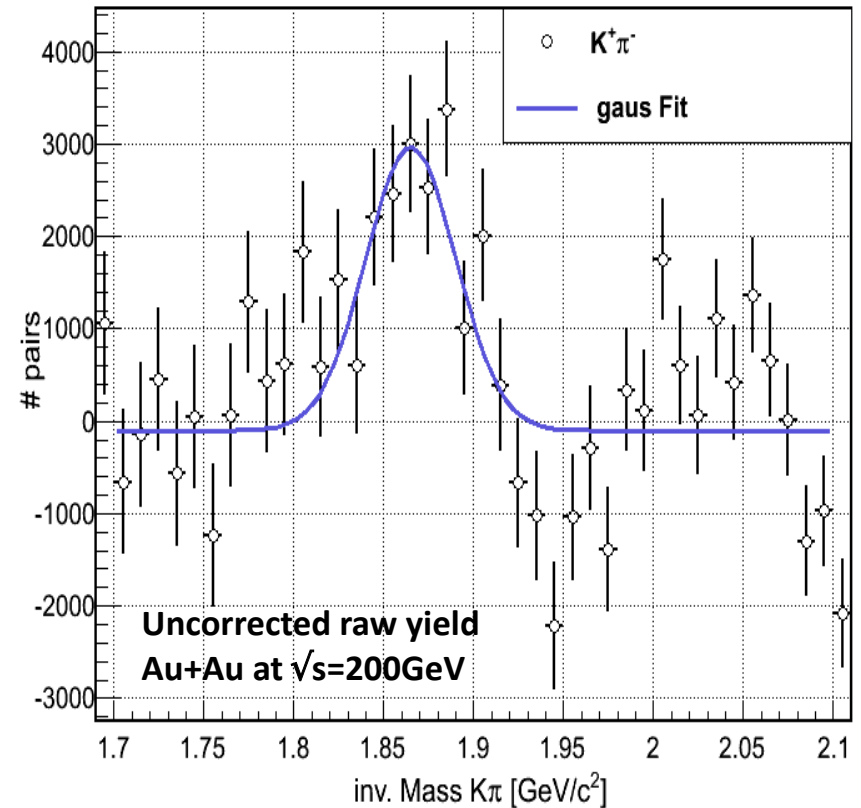
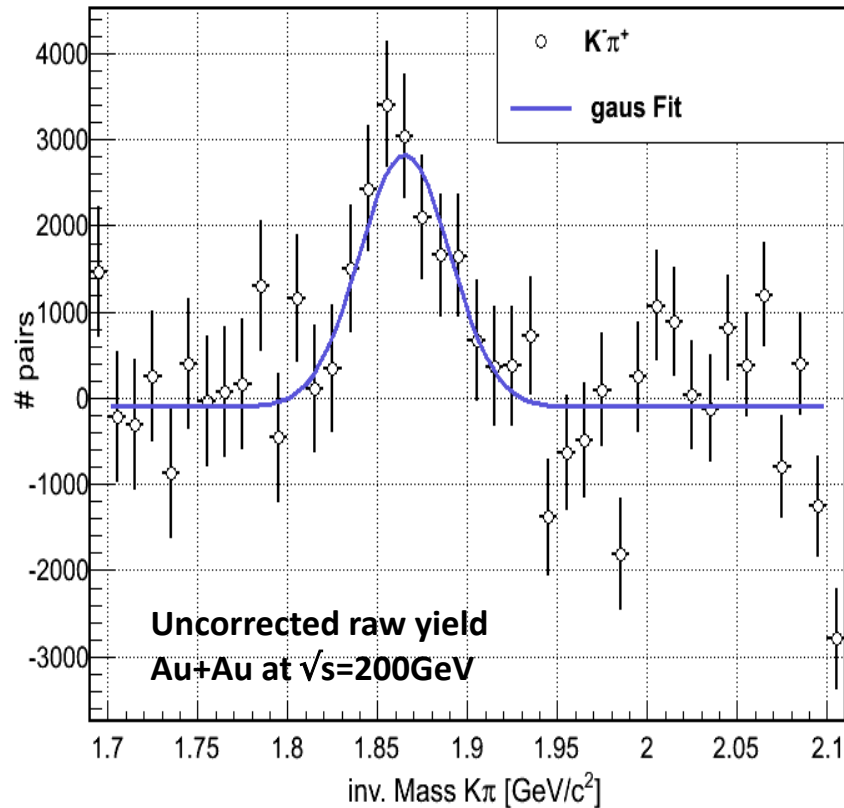
Invariant mass of D^0 and \bar{D}^0 combined



Secondary vertex fit gives a factor of \sim two gain in significance

Invariant mass of D^0 and D^0 bar separately

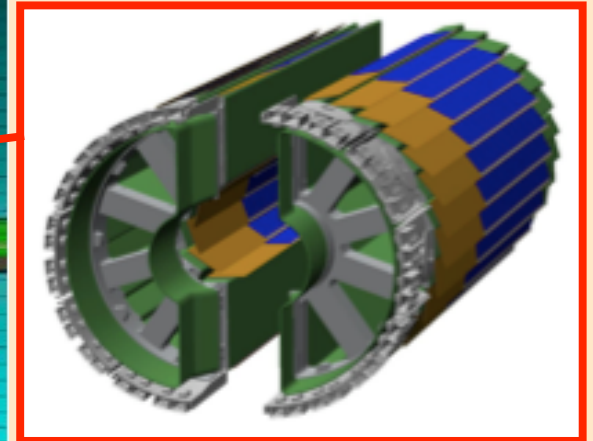
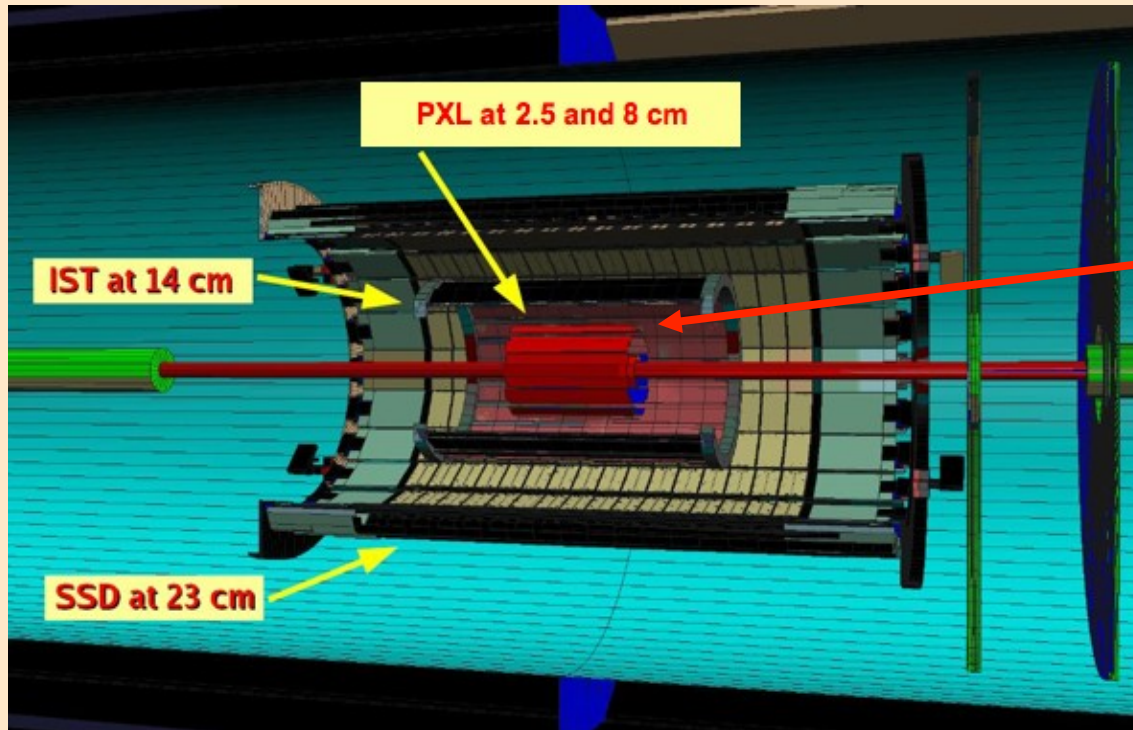
STAR PRELIMINARY



Ratio of $D^0\text{bar}/D^0 = 1.05 \pm .19(\text{stat.})$

Compatible with vanishing μ_B (consistency check)

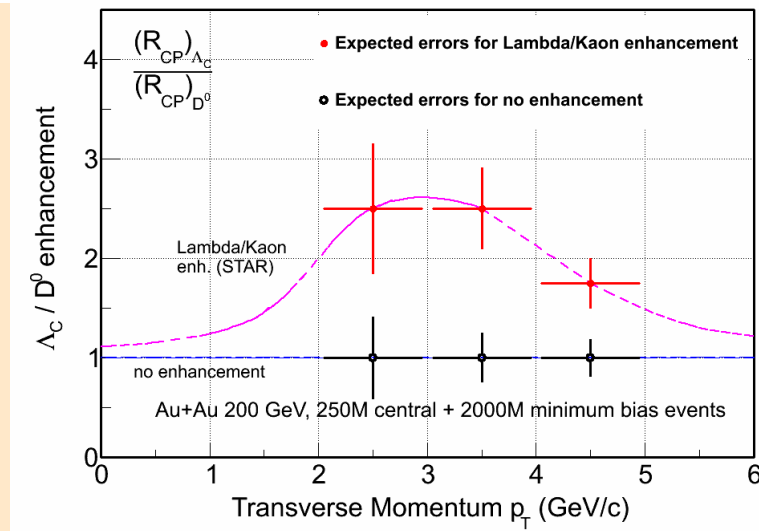
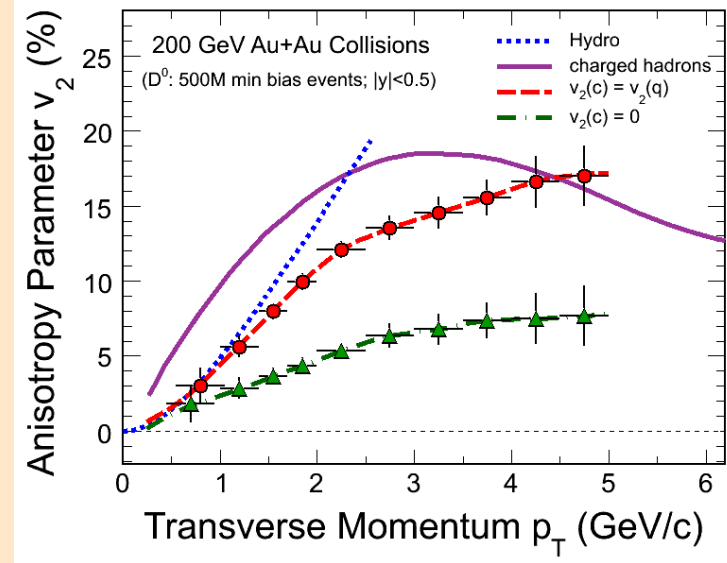
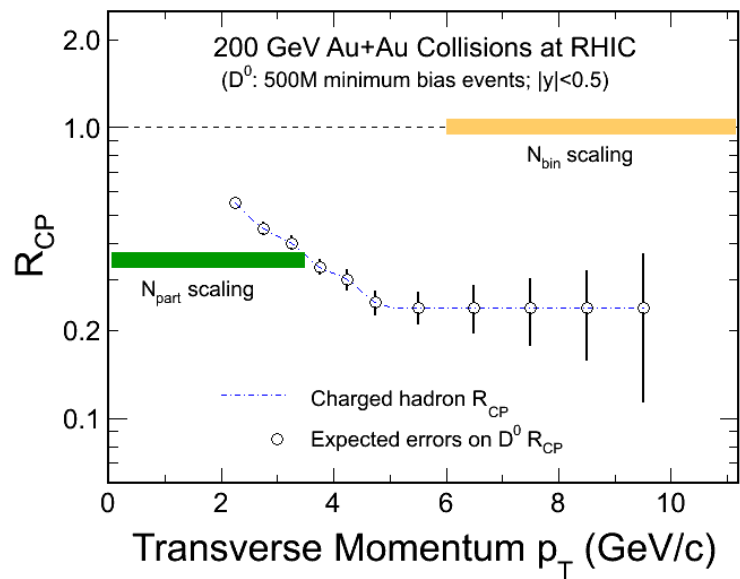
Future measurements at STAR



- future upgrade in STAR : **H**eat **F**lavor **T**racker[11]
 - Low mass detector designed to identify mid-rapidity Charm and Beauty mesons and baryons through direct reconstruction and measurement of the displaced vertex with unprecedented pointing resolution.
 - CMOS sensors will provide single track resolution $\sim 20\text{-}30\ \mu\text{m}$.

[11]: E. Anderssen et al., A Heavy Flavor Tracker for STAR,
<http://www.osti.gov/bridge/servlets/purl/939892-bel2Up/939892.pdf>

Key measurements of the HFT



Measurements:

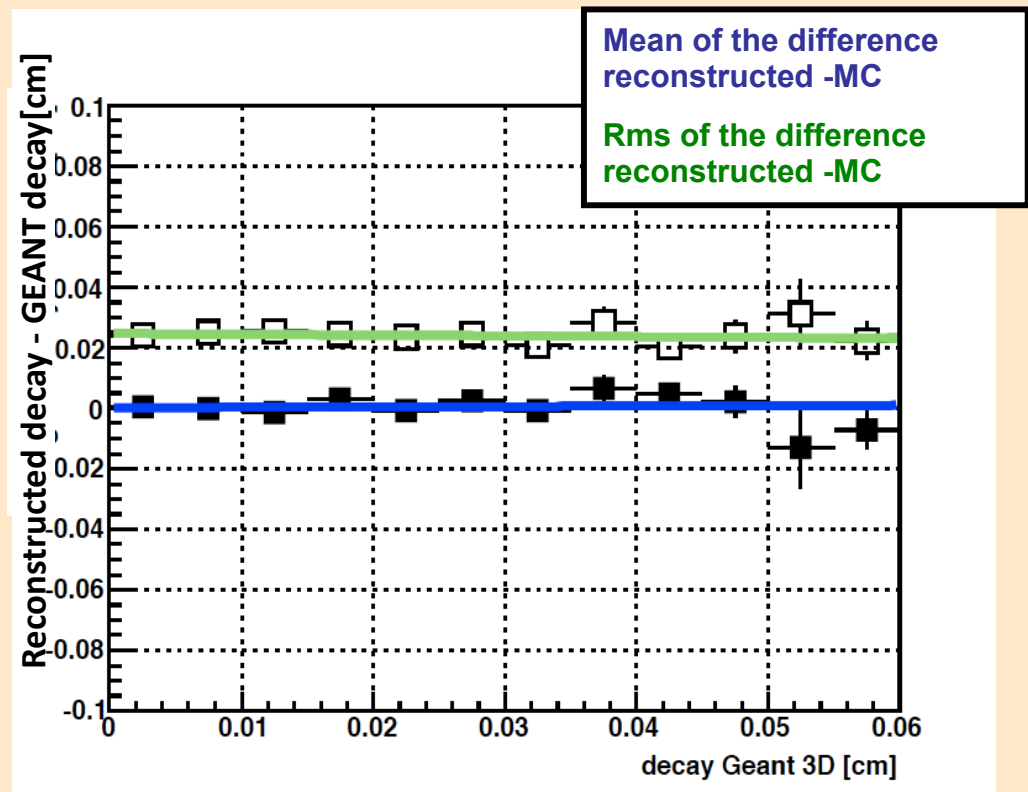
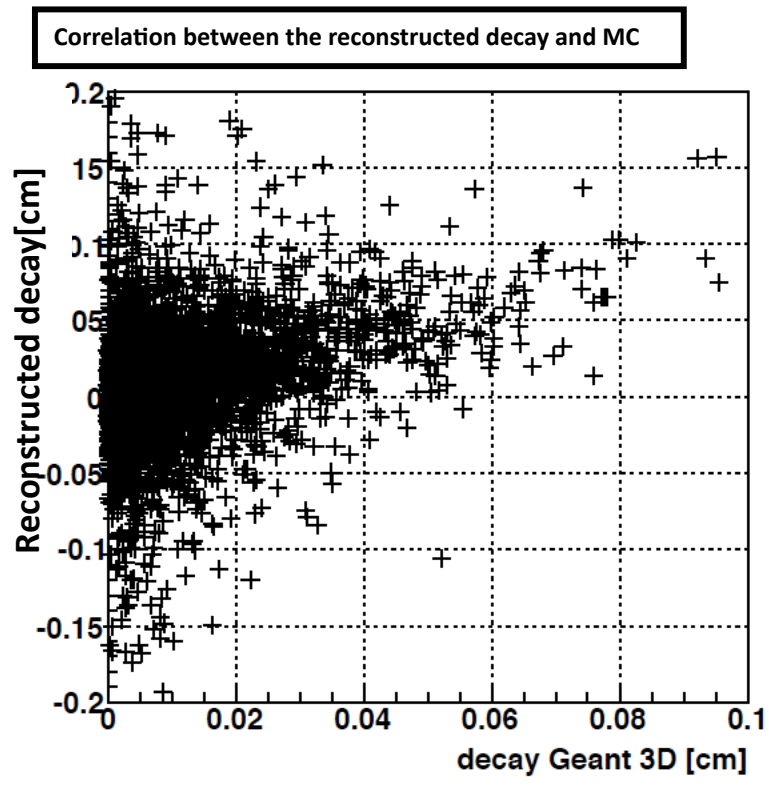
- 1) v_2 and R_{CP} of D^0
- 2) Charm baryon Λ_c
- 3) Bottom cross sections

Summary and perspectives

- We presented a method (not chronological) evolution of heavy flavor reconstruction
- Ongoing efforts and goals for QM2011:
 - Analyze full statistics.
 - Estimate total **x-section** (confirm recent results, smaller errors).
 - First estimate of D^0 s v_2 (to compare with NPE).
- Silicon upgrades (HFT, under construction) in STAR will perform detailed exclusive charm and bottom studies.

End

Secondary vertex fit (simulation studies)



- There is **no systematic shift** in reconstructed quantities.
- The **standard deviation** of the distribution is flat at $\sim 250 \mu\text{m}$, which is of the order of the resolution of (SSD+SVT).

Conversion from dN/dy to Cross-Section

$$\sigma_{c\bar{c}}^{NN} = dN_{D^0}^{Cu+Cu} / dy \times \sigma_{inel}^{pp} / N_{bin}^{Cu+Cu} \times f / R$$

$$dN_{D^0} / dy = 0.184 \pm 0.035 \text{ (stat.)}$$

number of binary collisions $N_{binary}^{Cu+Cu} = 51.5 + 1.0 - 2.9$

p+p inelastic cross section $\sigma_{inel}^{pp} = 42 \text{ mb}$

conversion to full rapidity
(using PYTHIA simulation, ver. 6.152) $f = 4.7 \pm 0.7$

ratio from e⁺e⁻ collider data $R = N_{D^0} / N_{c\bar{c}} = 0.54 \pm 0.05$

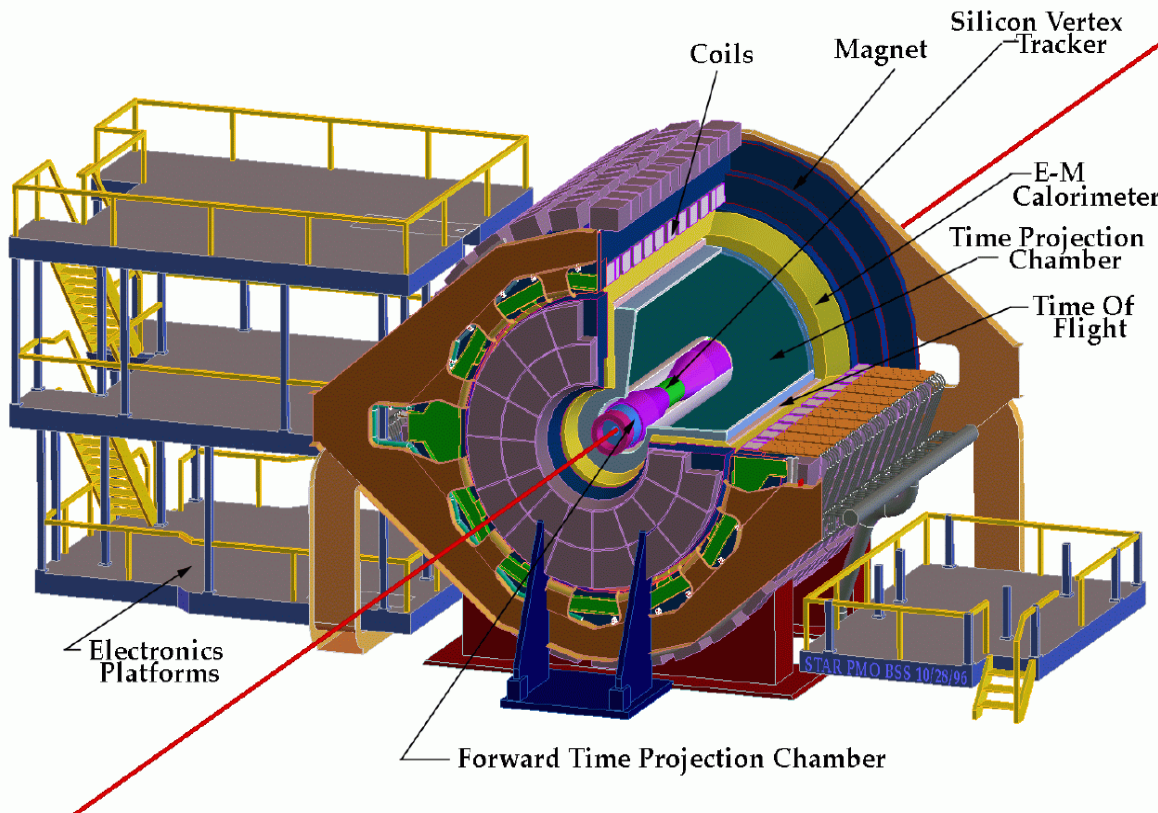
$$\Rightarrow \sigma_{c\bar{c}}^{NN} = 1.30 \pm 0.25 \text{ (stat.) mb}$$

sys. error from dN/dy to σ conversion = +0.17 – 0.18 mb

*Systematic error evaluation for dN/dy in progress.

STAR detector

STAR Detector



Time Projection Chamber :

- provides **momentum**, particle identification.
- separation of electrons from pions for $p > 1.5 \text{ GeV}/c$.

Barrel Electro-Magnetic Calorimeter :

- provides electron energy measurement **E**.
- expect $p/E \sim 1$ for electrons.

Barrel Shower Maximum Detector

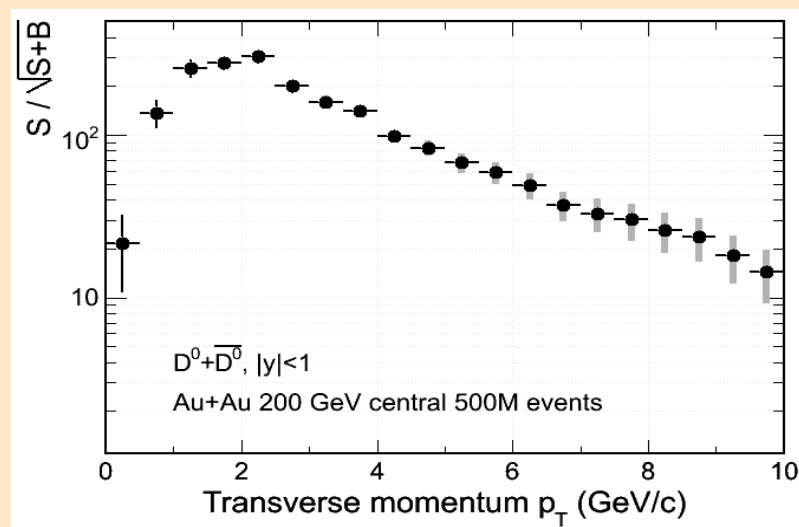
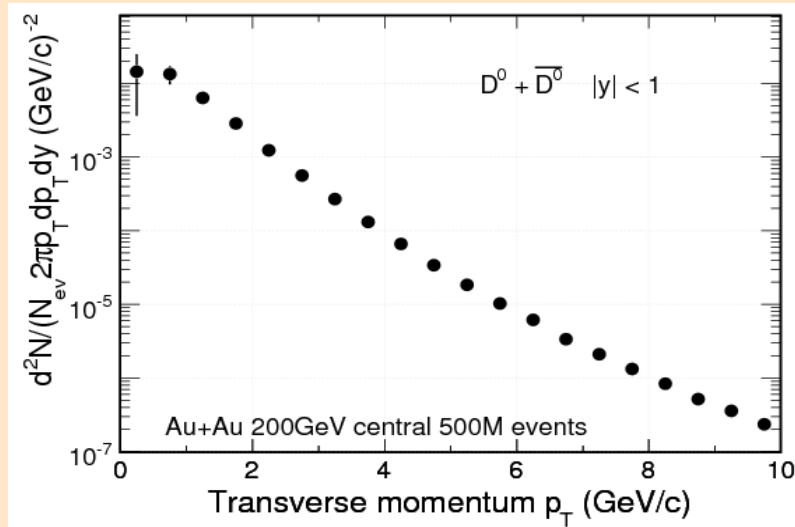
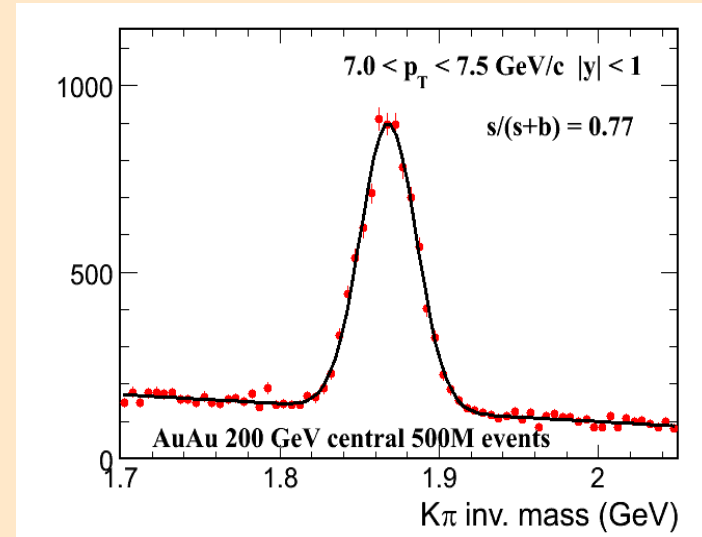
- provides shower position.
- electron shower has broader distribution (# of strips) than hadron shower.

Inner tracker system

	Number of layer (radius)	technology	Sensor size (mm ²)	Intrinsic resolution (design)	Radiation length
SSD	1 (23 cm)	Double sided silicon strips	42 x 73	r/φ ~ 20 μm Z ~ 700 μm	~1% X ₀
SVT	3 (6.8 cm ; 10.8 cm ; 14.8 cm)	Silicon drift	60 x 60	r/φ ~ 20 μm Z ~ 20 μm	~1.5% X ₀ per layer

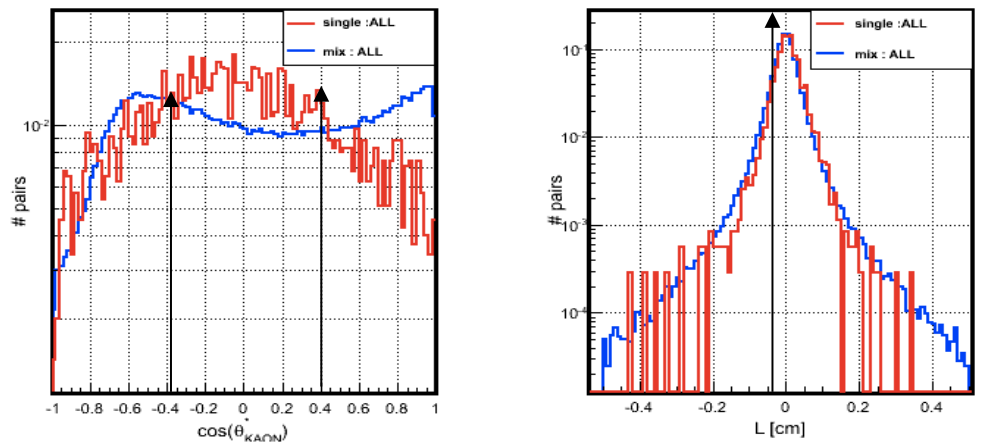
Performance example on the $D^0 \rightarrow K\pi$ reconstruction (HFT)

- Simulation of Au+Au@200GeV Hijing events with STAR tracking software including pixel pileup (RHIC-II luminosity) extrapolated to 500 M events.
- Identification done via topological cuts and PID using Time Of Flight



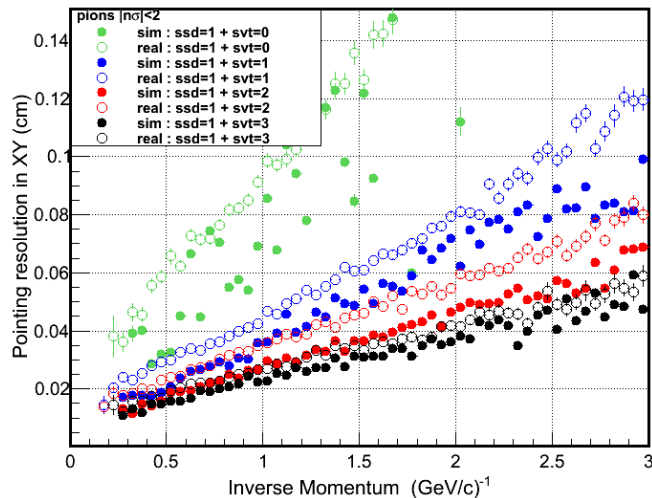
Simulation

- Use of single D^0+D^0 bar mixing in Hijing Au+Au events for cuts study and comparison of simulation with real.



- left panel : cosine of kaon daughter in the D^0 frame for **single D^0** and **$D^0 +$ hijing**

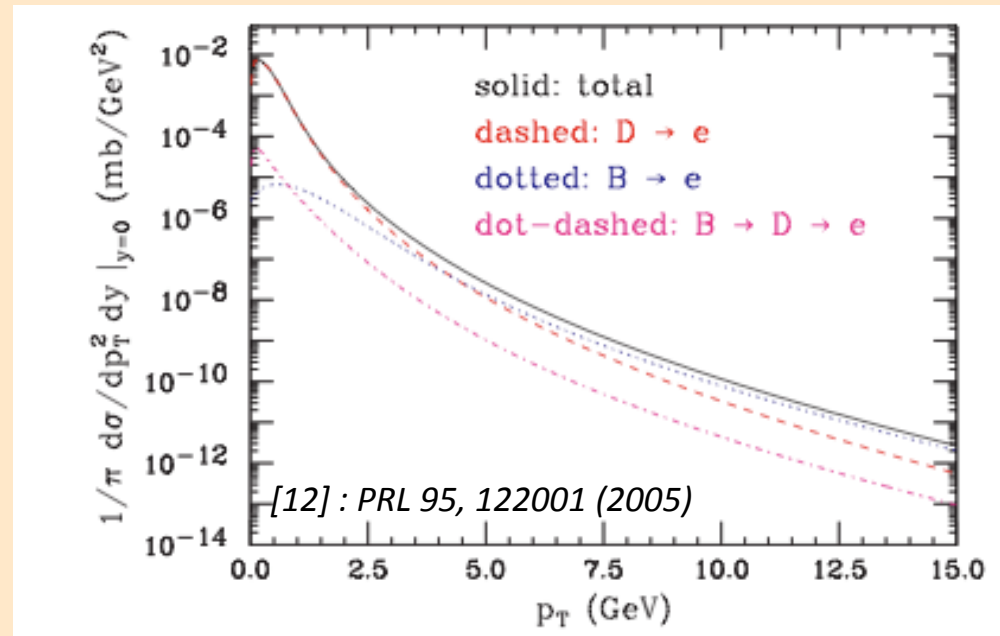
- Right panel : signed decay length for **single D^0** and **$D^0 +$ hijing**



- Comparison of DCA of daughters to PV (open = real data, filled = simulation)

Why using a secondary vertex fit

- Limitations of semi leptonic channel measurement:
 1. uncertainty of difference charm and bottom hadron contributions.
 2. incomplete kinematics measurement.
 3. pQCD predicts bottom contribution to be similar to charm production around $p_T^{\text{electron}} \sim 5\text{GeV}$ [12].



- To achieve precision measurement on the heavy quark production, a full topological reconstruction of the decaying particle is needed.

→ Challenging for charmed particles due to the small decay length ($c\tau$ (D^0) $\sim 123 \mu\text{m}$).

Strategy of reconstruction/ Datasets

→ Apply cuts to reduce the combinatorial background and select good quality tracks and pairs.

1. EVENTS level :

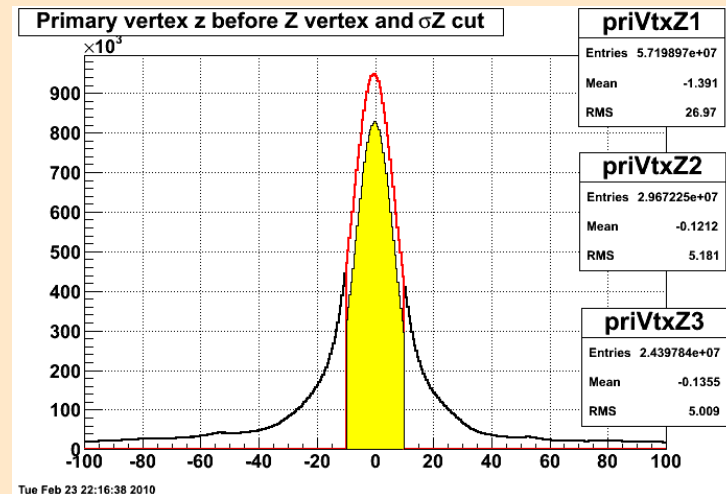
- Primary vertex position and its error (ensured by trigger detectors).

2. TRACKS level

- Number of hits in the vertex detectors : **Silicon Hits > 2** (tracks with sufficient DCA resolution).
- Number of fitted **TPC hits > 20** (avoid splitting tracks).
- Particle identification : $ndEdx : |n\sigma_K| < 2, |n\sigma_\pi| < 2$ (select kaon and pion candidates).
- Pseudo-rapidity : $|\eta| < 1$ (Silicon detector acceptance).
- DCA to Primary vertex (transverse) $DCA_{xy} < .1 \text{ cm}$ (remove tracks compatibles with strange particles decays).

3. PAIRS level

- Momentum of pairs
- results given by the secondary vertex fit



Measurement via semi leptonic decays

- indirect method

- Electrons from semi-leptonic decays of B,D mesons .
 - $D^0 \rightarrow e^+ + X$ BR:6.9 %
 - $D^{+/-} \rightarrow e^{+/-} + X$ BR:17.2%
- Measurement include electrons from B and D decays.
- Use of specific triggers.
- Large p_T range.

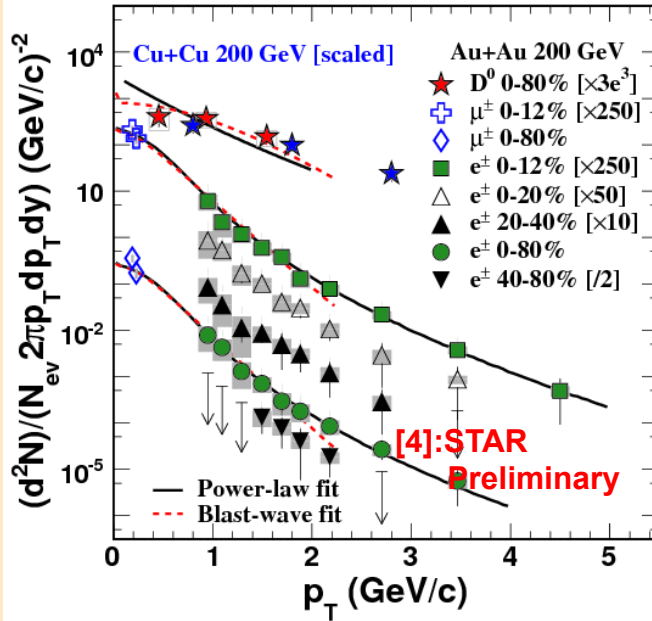
- Azimuthal correlation of electrons with open charm meson would disentangle between the charm and bottom contribution[6].

[4]nucl-ex/0805.0364; Y Zhang QM2008

[5]W. Xie, DIS2010

[6]Phys. Lett. B671(2008) 361 ;

Phys. Rev. Lett. 105 (2010) 202301



STAR recent high p_T NPE measurements in 200 GeV p+p collisions[5]

