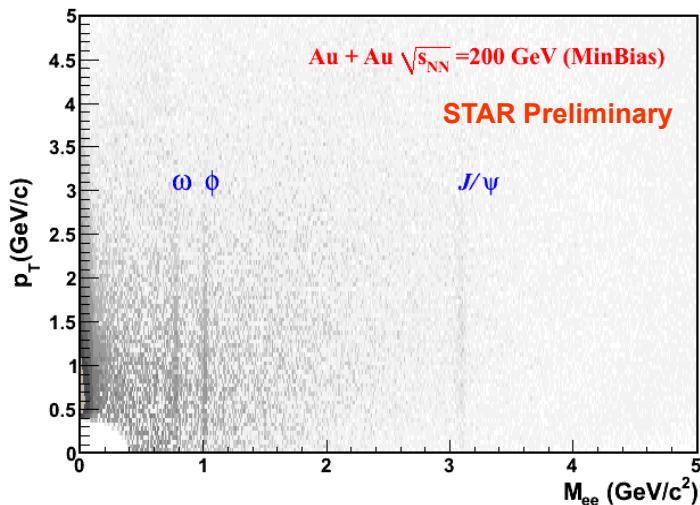


Di-electron Continuum Production from $\sqrt{s_{NN}}=200\text{GeV}$ p+p and Au+Au Collisions at STAR



Jie Zhao^{1,2}

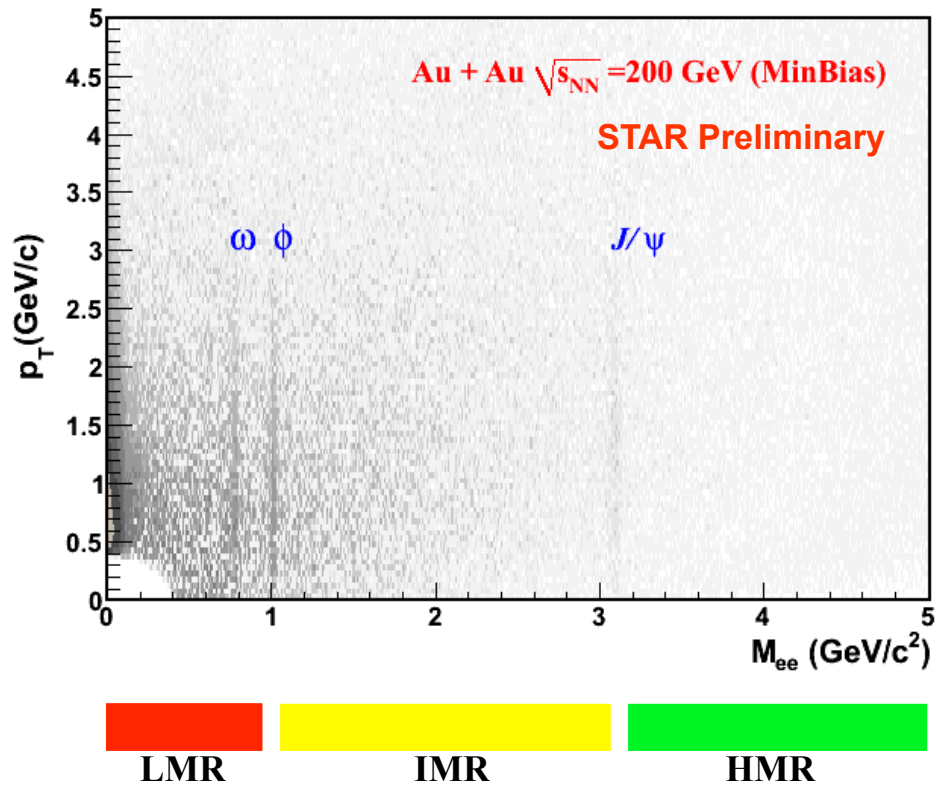
for the STAR Collaboration

1, Lawrence Berkeley National Lab, USA

2, Shanghai Institution of Applied Physics, CAS, China

- **Motivation**
- **STAR detector and electron identification**
- **Background subtraction**
- **Di-electron production in p+p and Au+Au collisions**
- **Transverse mass spectra at IMR**
- **Summary and outlook**

Motivation(1)



Dileptons: Clean probe

✓ *no strong interaction - direct information of the medium in heavy ion collisions*

➤ Low mass region (LMR):

✓ *in-medium modifications of vector mesons*

✓ *chiral symmetry restoration*

➤ Intermediate mass region (IMR):

✓ *thermal radiation expected to have significant contribution*

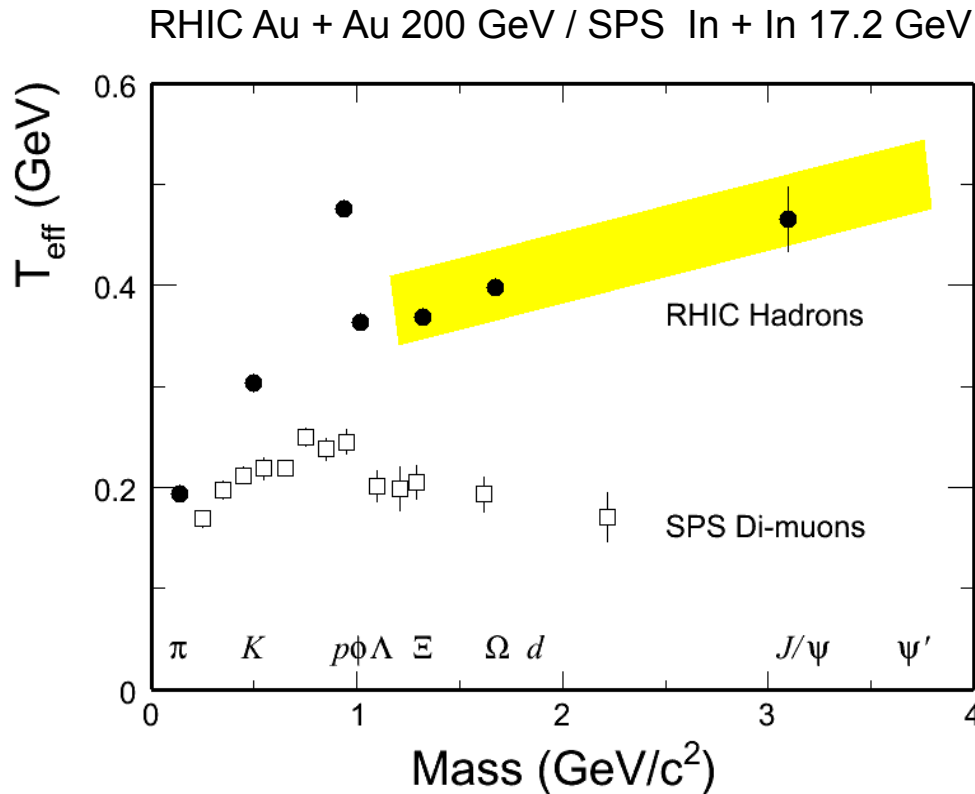
✓ *dominated by charm in p+p, but the contribution is expected to be modified in Au+Au*

➤ High mass region (HMR):

✓ *heavy quarkonia*

✓ *Drell-Yan contribution*

Motivation(2)



NA60, PRL 100, 022302 (2008)

STAR, NPA 757,102 (2005)

PHENIX, PRL 98, 232301 (2007)

Different slope in m_T spectra in low and intermediate mass at SPS energy

➤ *hint of partonic thermal dileptons*

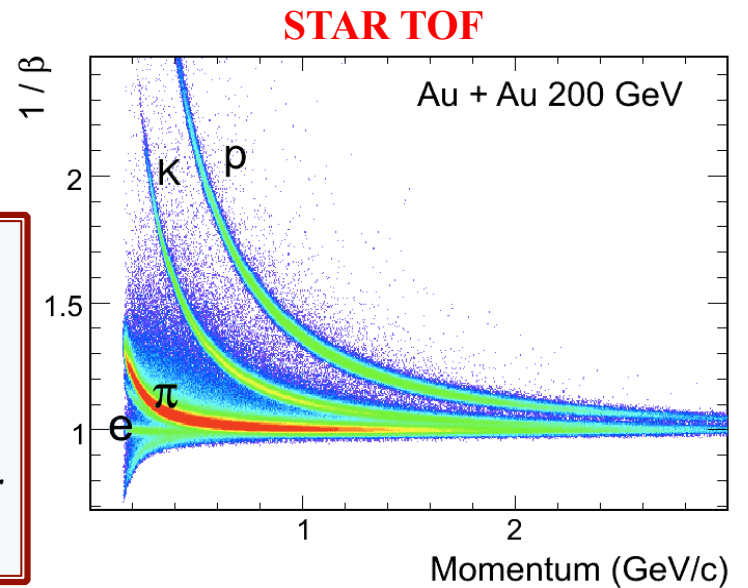
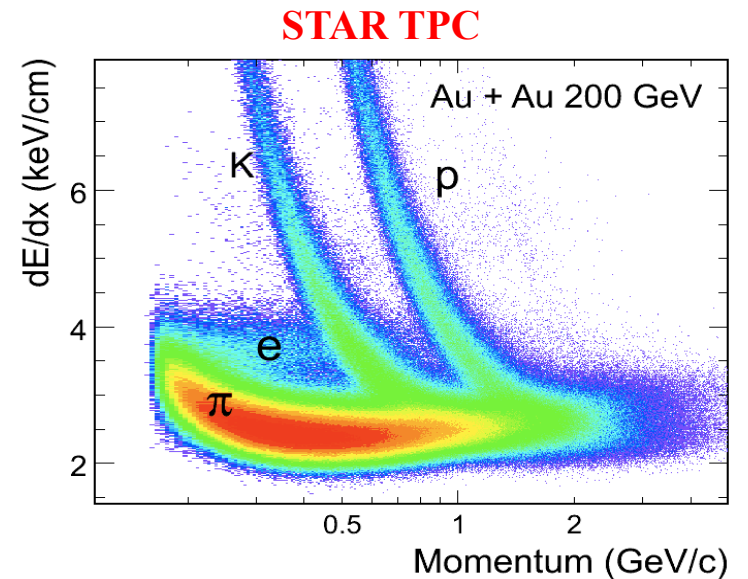

$$q\bar{q} \rightarrow l\bar{l}$$

What about at RHIC energy?

➤ **Experimental observables**

- *production cross section vs (mass, p_T)*
- *elliptic flow* - *in the future*

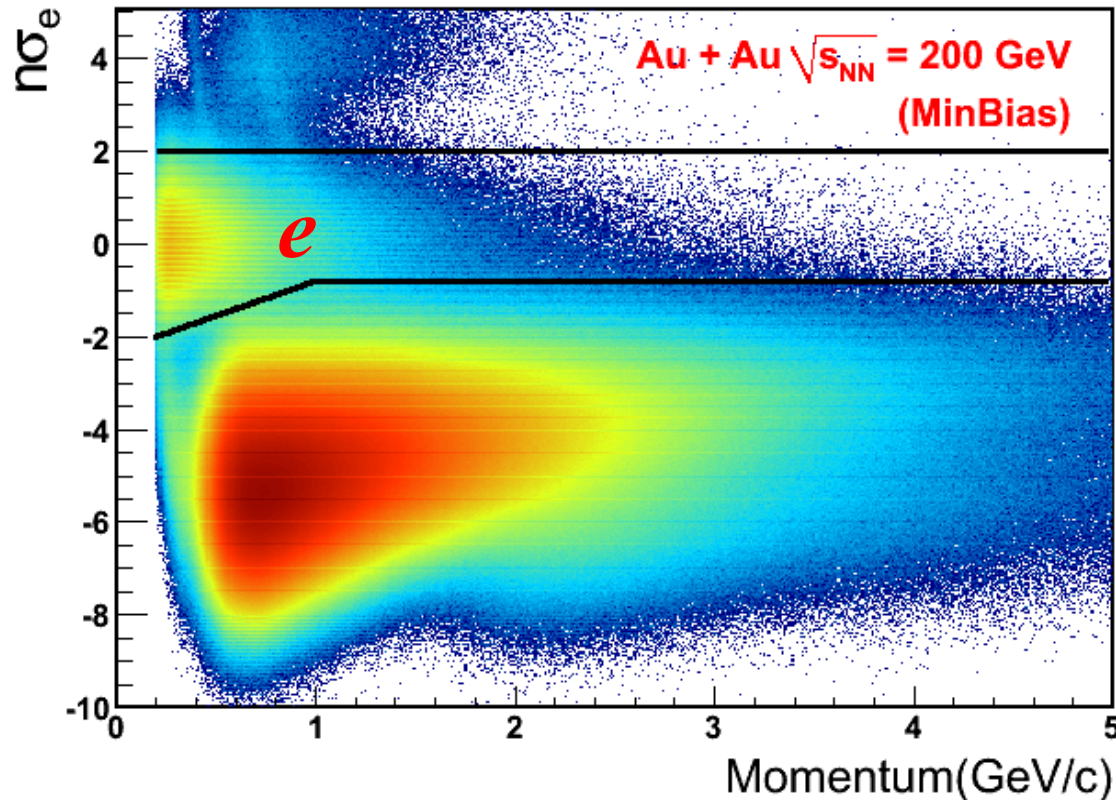
STAR detector



- **Time Projection Chamber** ($0 < \phi < 2\pi, |\eta| < 1$)
Tracking – momentum
Ionization energy loss – dE/dx (particle identification)
- **Time Of Flight detector** ($0 < \phi < 2\pi, |\eta| < 0.9$)
Timing resolution $< 100ps$ - significant improvement for PID

Electron Identification

TOF velocity cut to remove slow hadrons

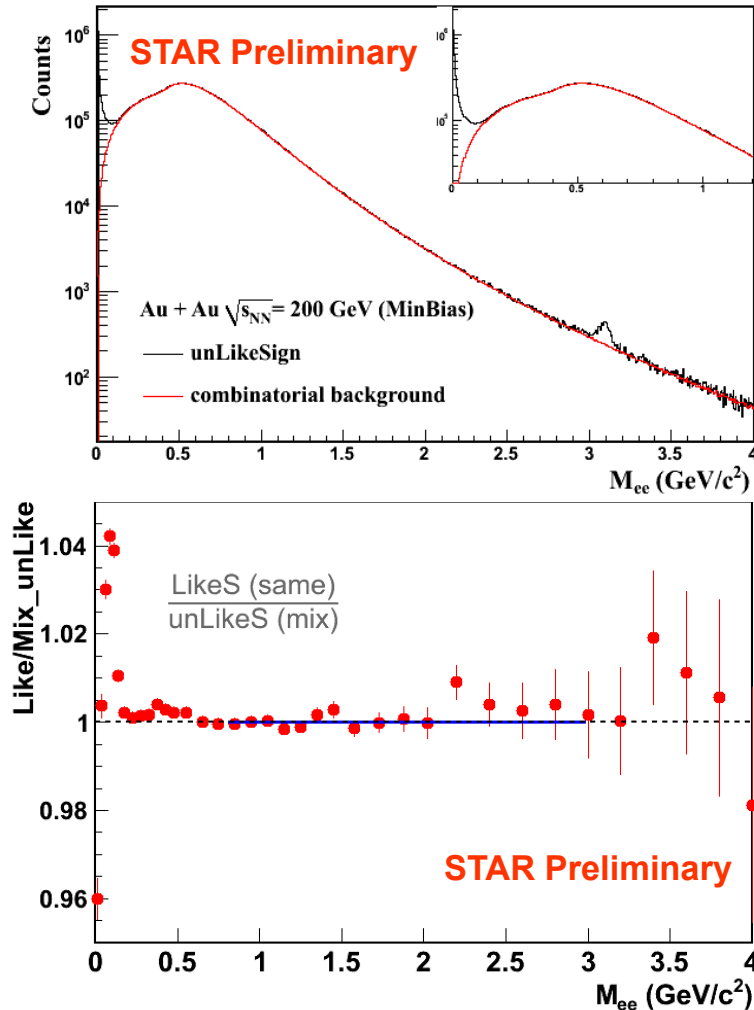


$$n\sigma_e = \frac{\log\left(\frac{dE/dx}{B_e}\right)}{\sigma_e}$$

➤ Clean electron PID in p+p and Au+Au collisions with a combination of TPC dE/dx and TOF velocity

- ✓ electron purity ~99% in p + p collision, ~97% in Au + Au MinBias collision.
- ✓ hadron contamination contribution to the correlated background is small, and has been included in the systematic uncertainties (Au + Au).

Background Reconstruction



➤ Conversion electrons removed from pair reconstruction

➤ Background

a. Low mass region

Like Sign – acceptance corrected

Cross pair and Jet contribution

b. Mass > 0.75 GeV/c²

- Mixed Event

- Like Sign

➤ Systematic errors

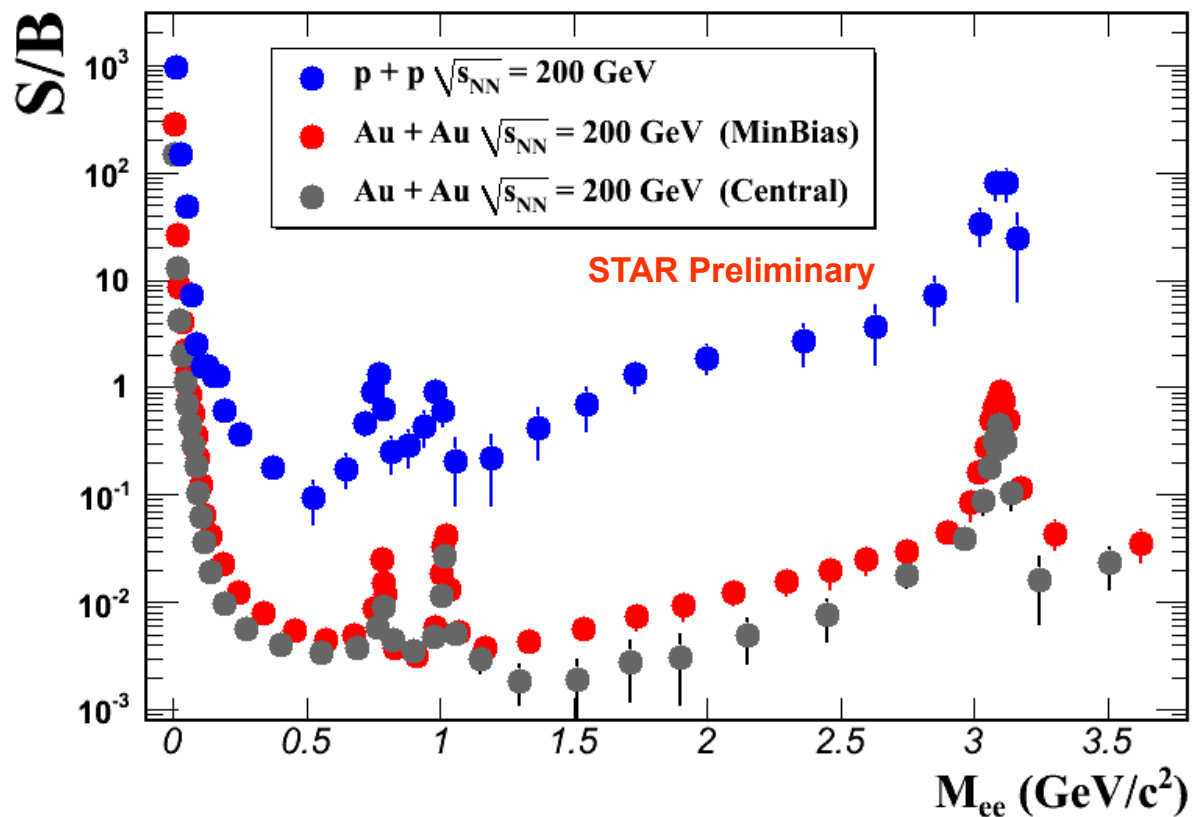
- acceptance uncertainty < 0.1 %

- normalization uncertainty < 0.1%

$$B_{\text{LikeSign}} = 2\sqrt{N_{++} \cdot N_{--}} \cdot \frac{B_{+-}^{\text{Mix}}}{2 \cdot \sqrt{B_{++}^{\text{Mix}} \cdot B_{--}^{\text{Mix}}}}$$

N : same Event , B^{mix} : mixed Event

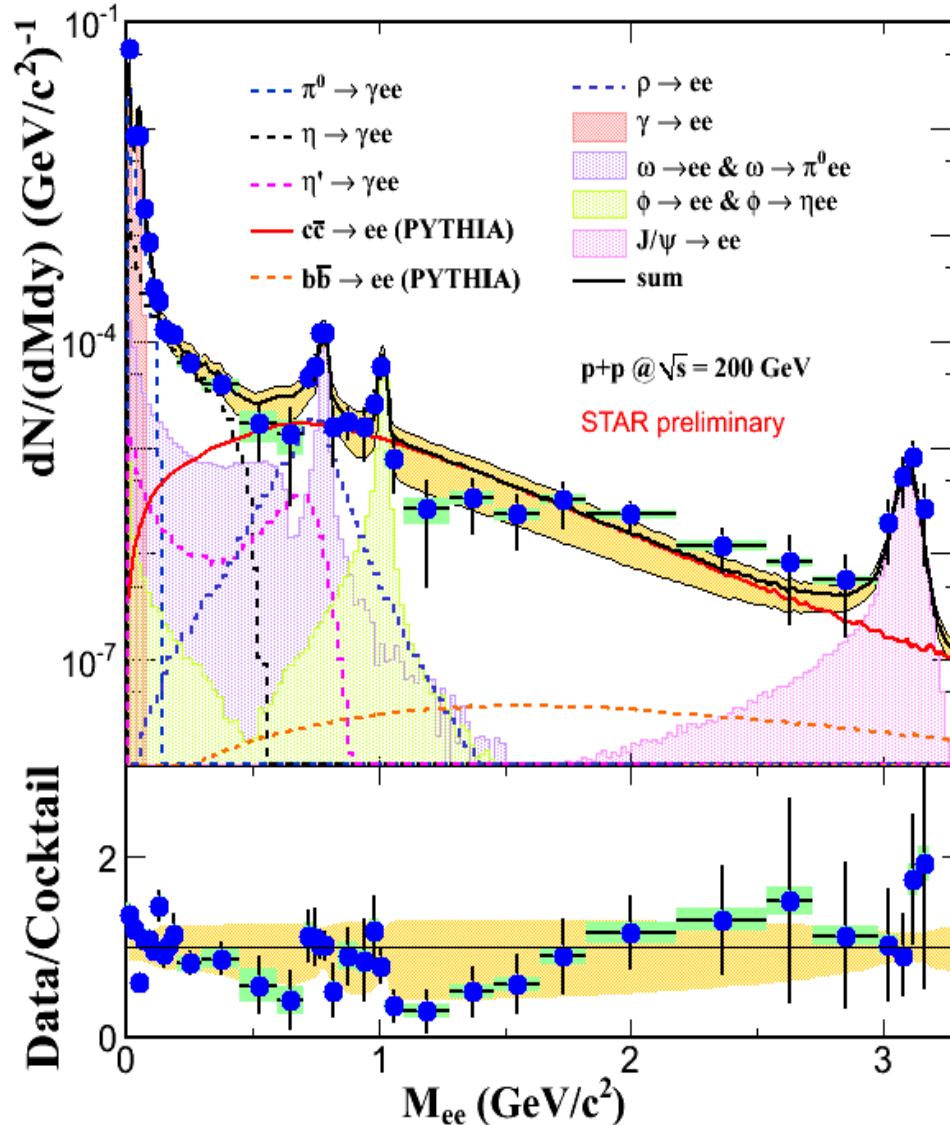
Signal/Background



- Signal/background ratio: $\text{mass}(ee) \sim 0.5 \text{ GeV}/c^2$
 - $\sim 1:10$ for $p + p$ collisions
 - $\sim 1:200$ for $Au + Au$ minbias collisions
 - $\sim 1:250$ for $Au + Au$ central collisions



Di-electron production in $p + p$ collisions



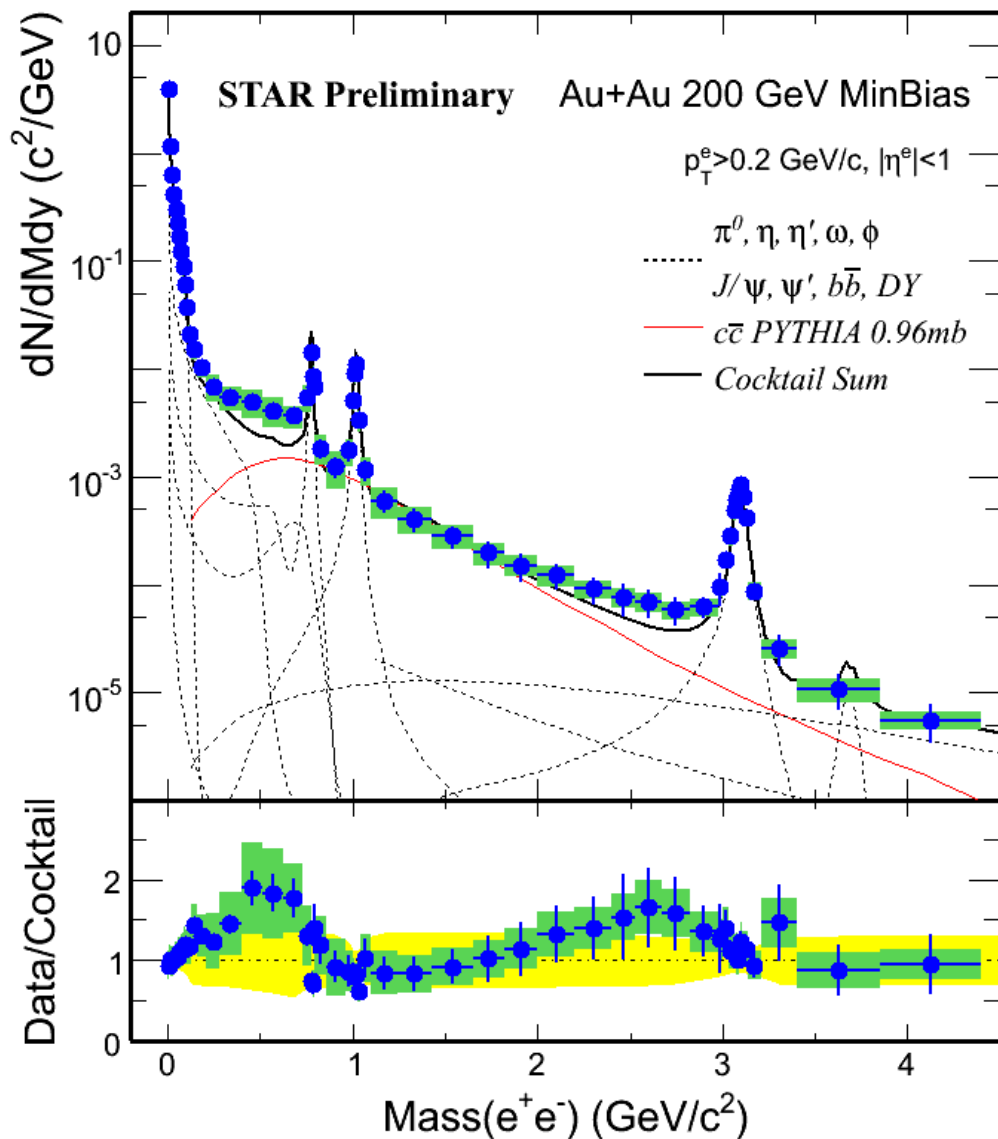
~ 107M events!

Poster 102, B. Huang

- Consistent with hadron cocktails
- Charm cross section from STAR $p + p$ measurement^[1]
- Provide baseline for Au + Au collisions

[1] Yifei Zhang, Friday 16:00.

STAR *Di-electron production in Au + Au collisions*



~ 270M Au+Au MinBias events

➤ Data show a hint of enhancement at LMR compared to the hadron cocktails w/o ρ .

- ρ contribution not included in the cocktail

- charm = PYTHIA * N_{bin} (0.96 mb)
 real contribution in Au+Au is an open question

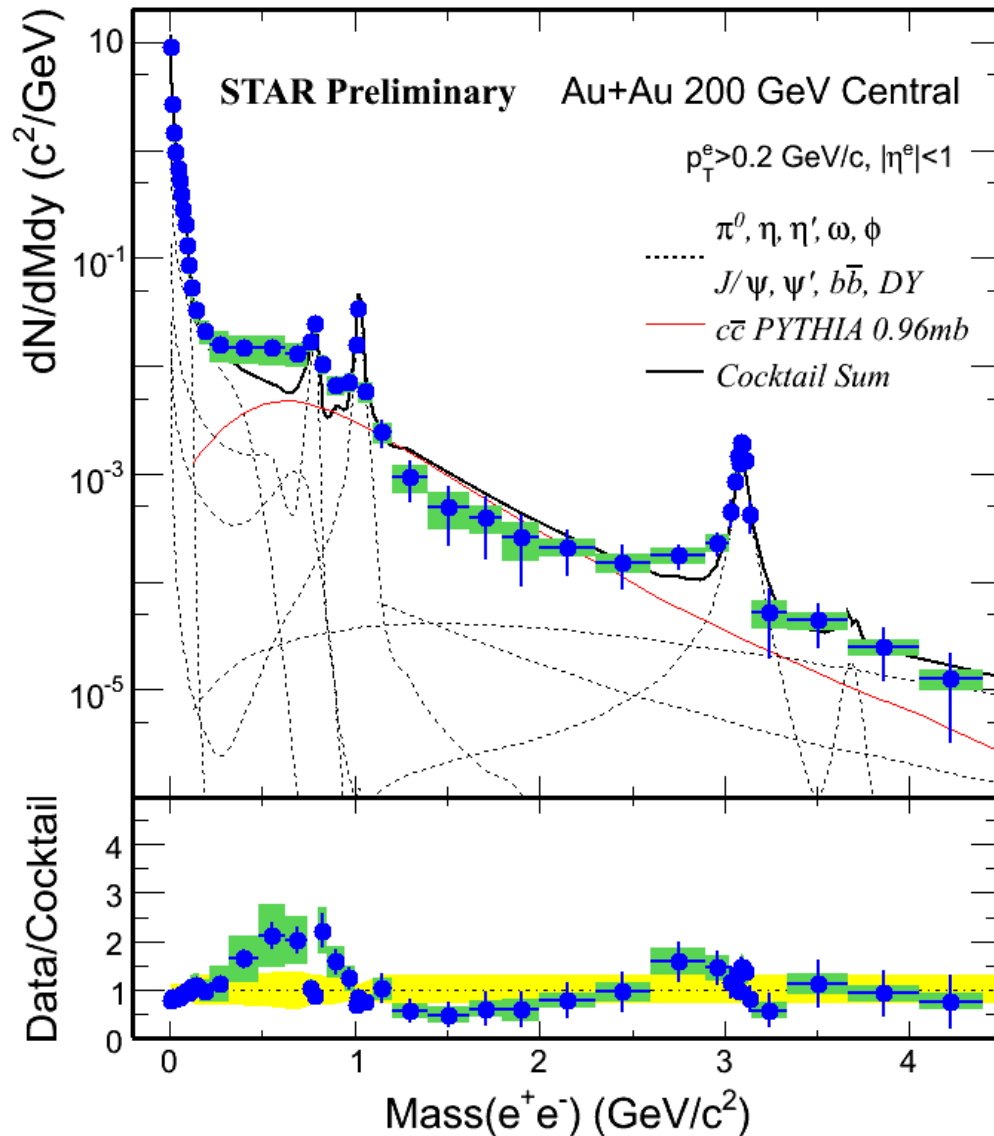
- $\pi^0(\pi^\pm), \phi$ from STAR

- $\eta, \omega, J/\psi$ from PHENIX

- Green box: syst. errors on data

- Yellow band: syst. errors on cocktail

STAR *Di-electron production in Au + Au collisions*



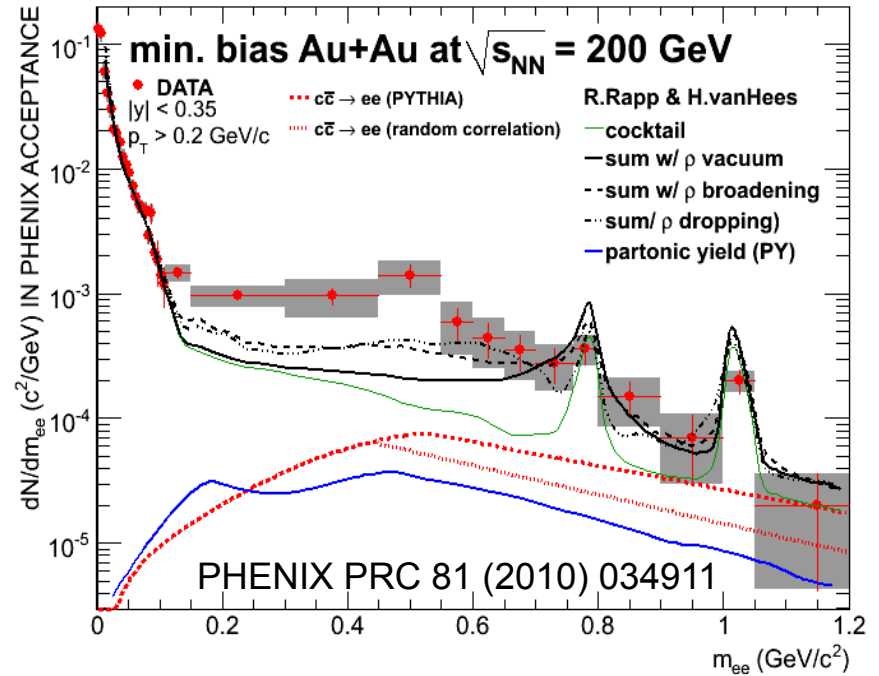
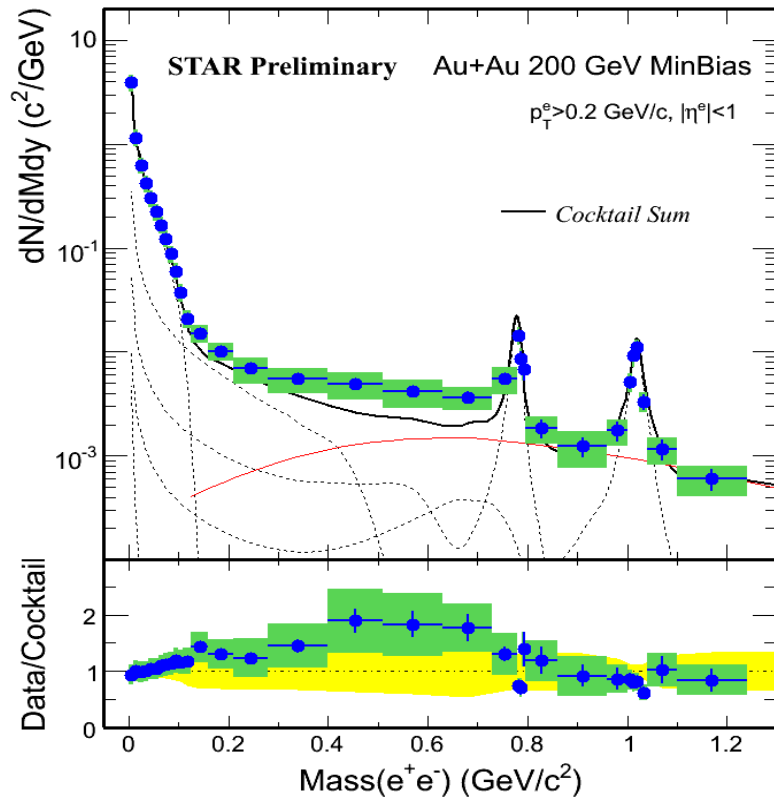
~ 150M Au+Au Central (0-10%)

➤ **Clearer LMR enhancement in central collisions compared to minbias collisions**

- ρ contribution not included in the cocktail

- charm = PYTHIA * N_{bin} (0.96mb) overpredicts the data at IMR indicating charm modifications in central Au + Au collisions

LMR Enhancement

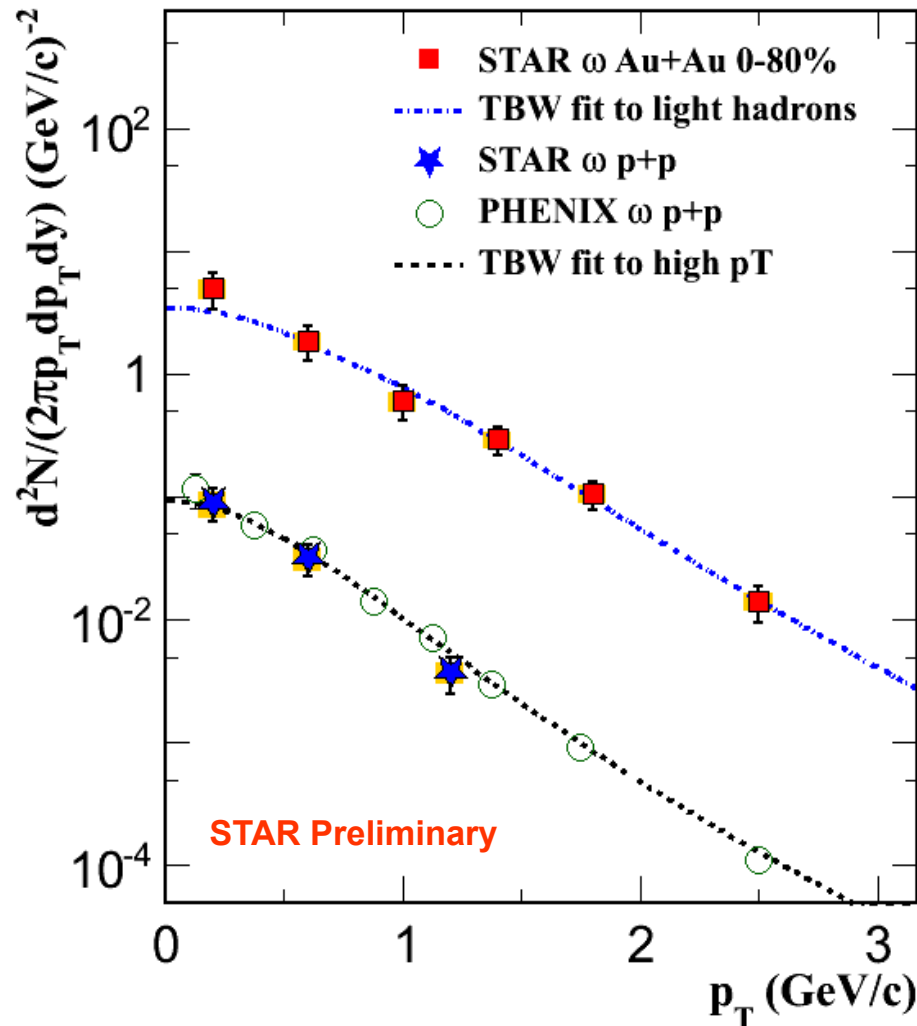


Enhancement factor in $0.15 < M_{ee} < 0.75 \text{ GeV}/c^2$

	Minbias (value \pm stat \pm sys)	Central (value \pm stat \pm sys)
STAR	$1.53 \pm 0.07 \pm 0.41$ (w/o ρ) $1.40 \pm 0.06 \pm 0.38$ (w/ ρ)	$1.72 \pm 0.10 \pm 0.50$ (w/o ρ) $1.54 \pm 0.09 \pm 0.45$ (w/ ρ)
PHENIX	$4.7 \pm 0.4 \pm 1.5$	$7.6 \pm 0.5 \pm 1.3$
Difference	2.0σ	4.2σ

Note: Acceptance difference etc.

Low mass vector mesons



Poster 102, B. Huang (ω)
 Poster 103, C. Markert (ϕ)

➤ ω measurements via di-lepton channel in p+p and Au+Au at STAR
 ➤ ϕ is in progress

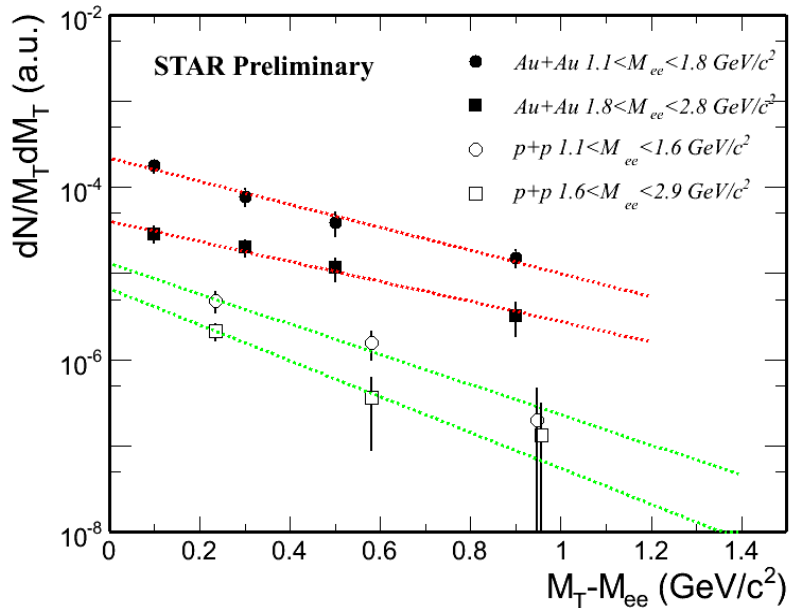
Tsallis Blast-wave (TBW) fit:

$\langle\beta\rangle=0$ in p+p,

$\langle\beta\rangle=0.47$ in 0-80% AuAu.

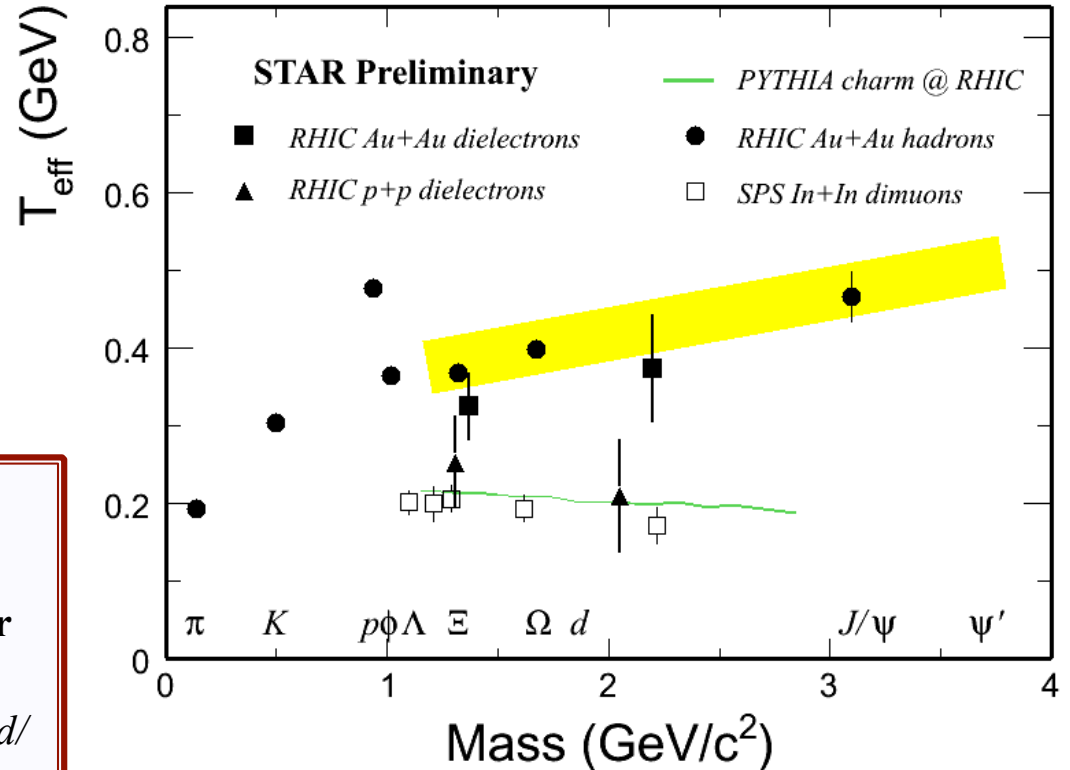
Z. Tang et al., arXiv:1101.1912

Transverse mass spectra



A + A: Minbias collisions

RHIC Au + Au 200 GeV / SPS In + In 17.2 GeV



➤ p + p result consistent with PYTHIA charm

➤ m_T slope parameter in Au+Au is higher than that in p + p

hint of thermal di-lepton production and/or charm modification

➤ Inclusive di-lepton slope in Au+Au at RHIC is also higher than that (charm/DY subtracted) from SPS

SPS data: charm/DY subtracted - PRL 100, 022302 (2008)

STAR data: inclusive di-electron, statistical error only

➤ First di-electron measurement from 200GeV p + p and Au + Au collisions at STAR

➤ Low mass region:

- Enhancement in Au + Au central collisions compared to the cocktail
 ρ in-medium modifications? – call for theory calculations in STAR acceptance

➤ Intermediate mass region:

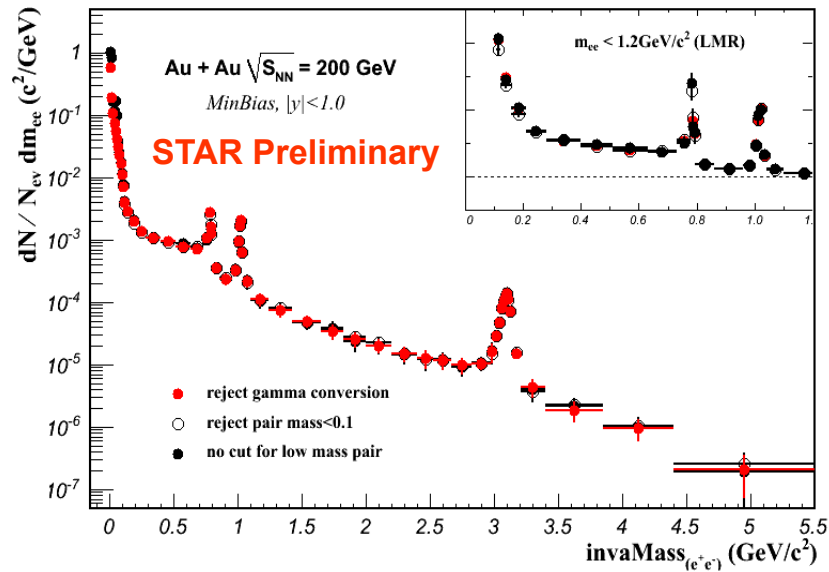
- Inclusive di-electron m_T slope parameter is higher in Au + Au compared to p + p
modification of charm and/or thermal radiation contribution ?
- Need more precise measurement to constrain charm and QGP thermal radiation contributions

Outlook: STAR Heavy Flavor Tracker and Muon Telescope Detector - charm contribution! **MTD: Poster 129, L. Ruan**

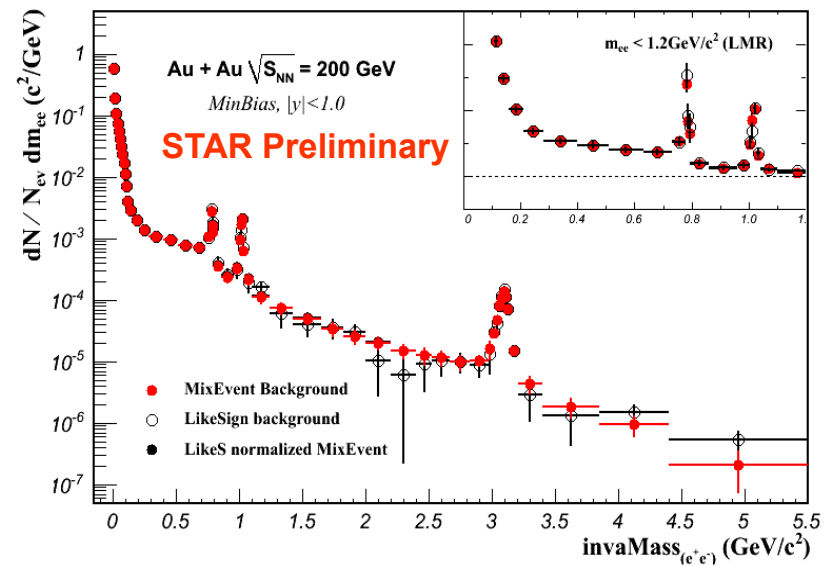


BACKUP

Systematic check



Different photonic rejection

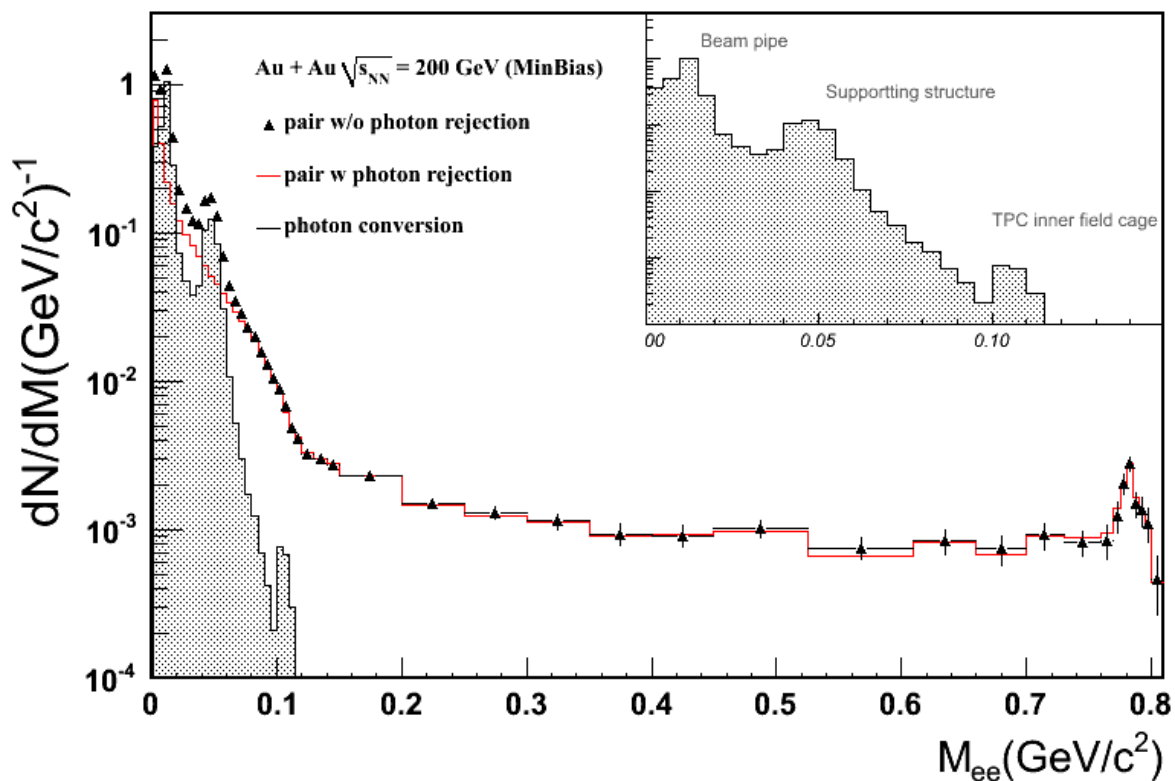


Different background subtraction

Included in systematic uncertainties

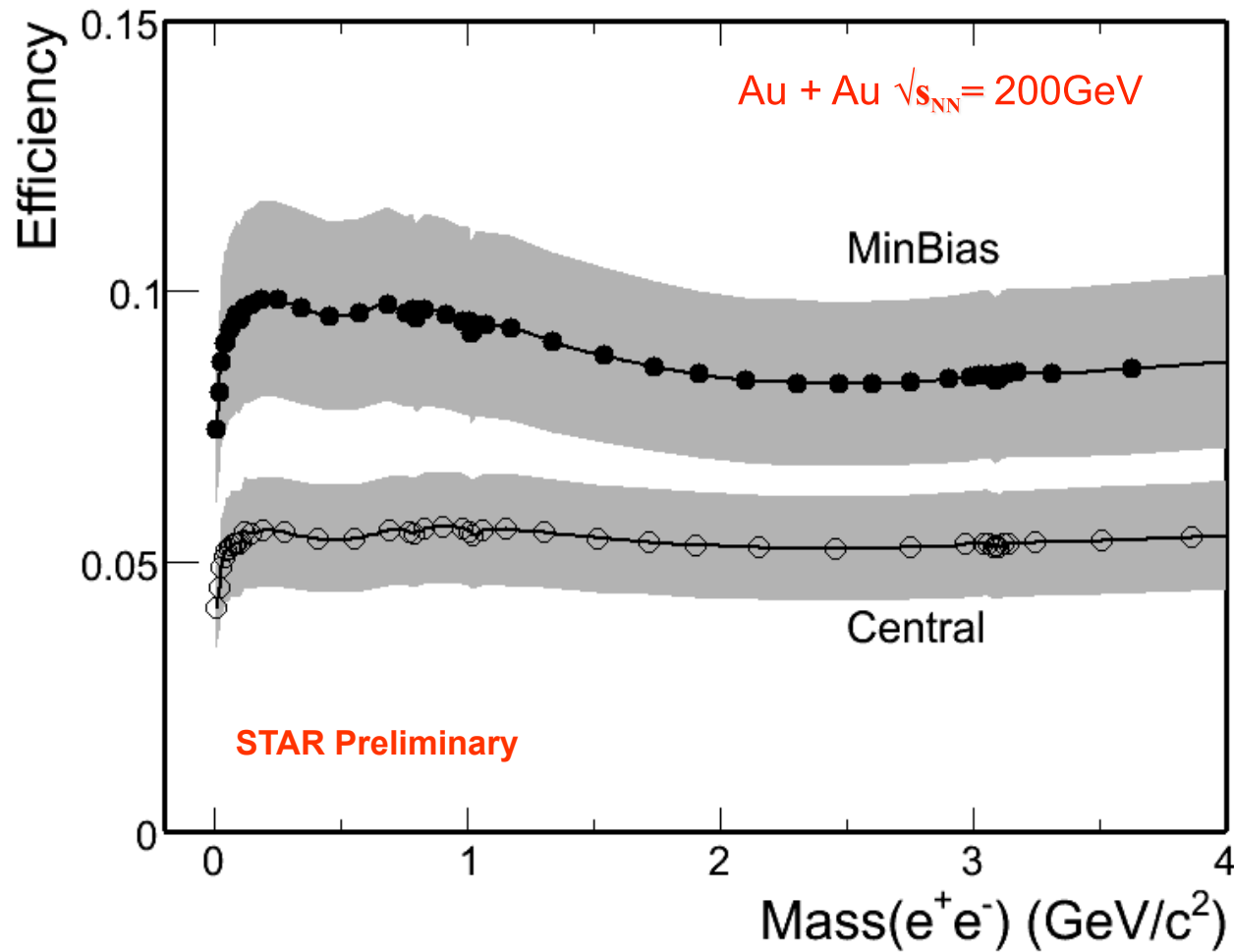
Photon conversion removal

Low material budget in run9 and run10



- Conversion electrons are removed from signal pair reconstruction.
- Difference between w/ and w/o photon conversion rejection to the final signal is less 10% at $M > 0.2 \text{ GeV}/c^2$ (included in the systematic errors)

Efficiency





Background Reconstruction

Like Sign:

$$1: B_{LikeSign} = 2\sqrt{N_{++} \cdot N_{--}} \cdot \frac{B_{+-}^{Mix}}{2 \cdot \sqrt{B_{++}^{Mix} \cdot B_{--}^{Mix}}}$$

$$2: B_{LikeSign} = a(N_{++} + N_{--}) \cdot \frac{B_{+-}^{Mix}}{(B_{++}^{Mix} + B_{--}^{Mix})b}$$

$$a = \frac{\int_0^{\infty} 2 \cdot \sqrt{N_{++} \cdot N_{--}} dmdpT}{\int_0^{\infty} (N_{++} + N_{--}) dmdpT}, \quad b = \frac{\int_0^{\infty} 2 \cdot \sqrt{B_{++}^{mix} \cdot B_{--}^{mix}} dmdpT}{\int_0^{\infty} (B_{++}^{mix} + B_{--}^{mix}) dmdpT}$$

MixEvent:

- normalize mixed likeSign ++ and -- to same event ++ and --

$$A_+ = \int_{N.R.} \frac{N_{++}}{B_{++}^{Mix}} dmdpT, \quad A_- = \int_{N.R.} \frac{N_{--}}{B_{--}^{Mix}} dmdpT$$

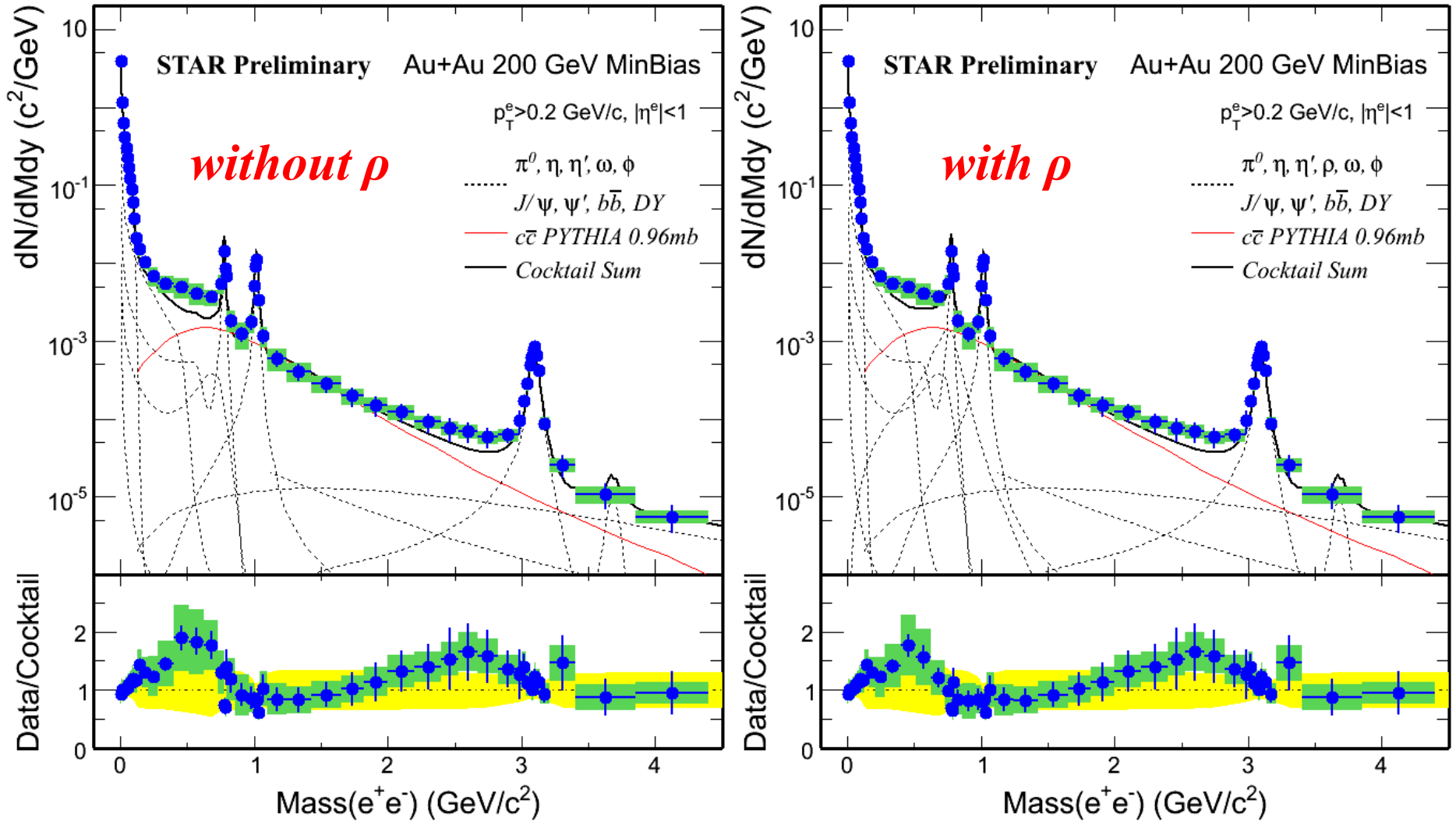
$$B_{++}^{mix} = \int_0^{\infty} A_+ B_{++}^{mix} dmdpT, \quad B_{--}^{mix} = \int_0^{\infty} A_- B_{--}^{mix} dmdpT,$$

- normalize mixed unlikeSign (combinatorial background)

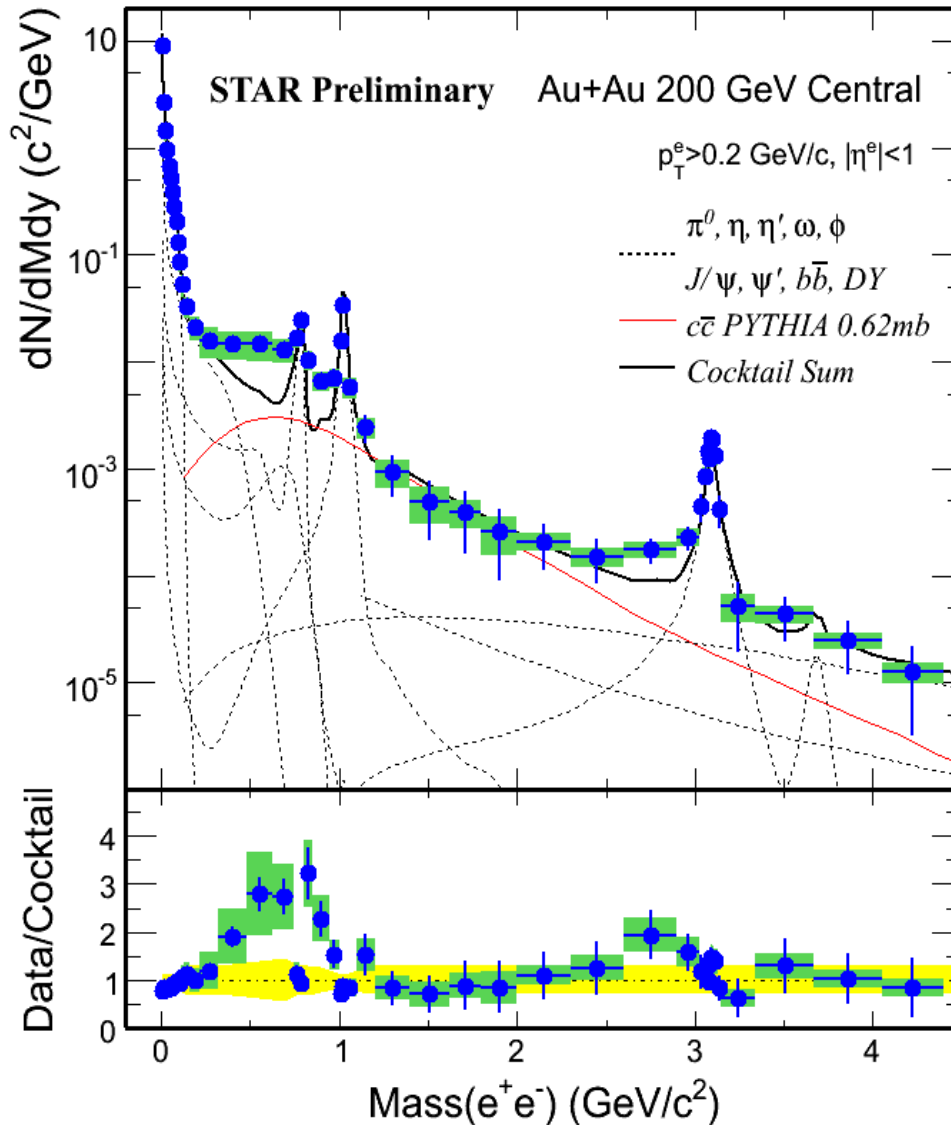
$$B_{+-}^{combinatorial} = \frac{2\sqrt{B_{++}^{mix} \cdot B_{--}^{mix}}}{\int_0^{\infty} B_{+-}^{mix} dmdpT} B_{+-}^{mix}$$

PHENIX PRC 81, 034911 (2010)

Cocktail with ρ



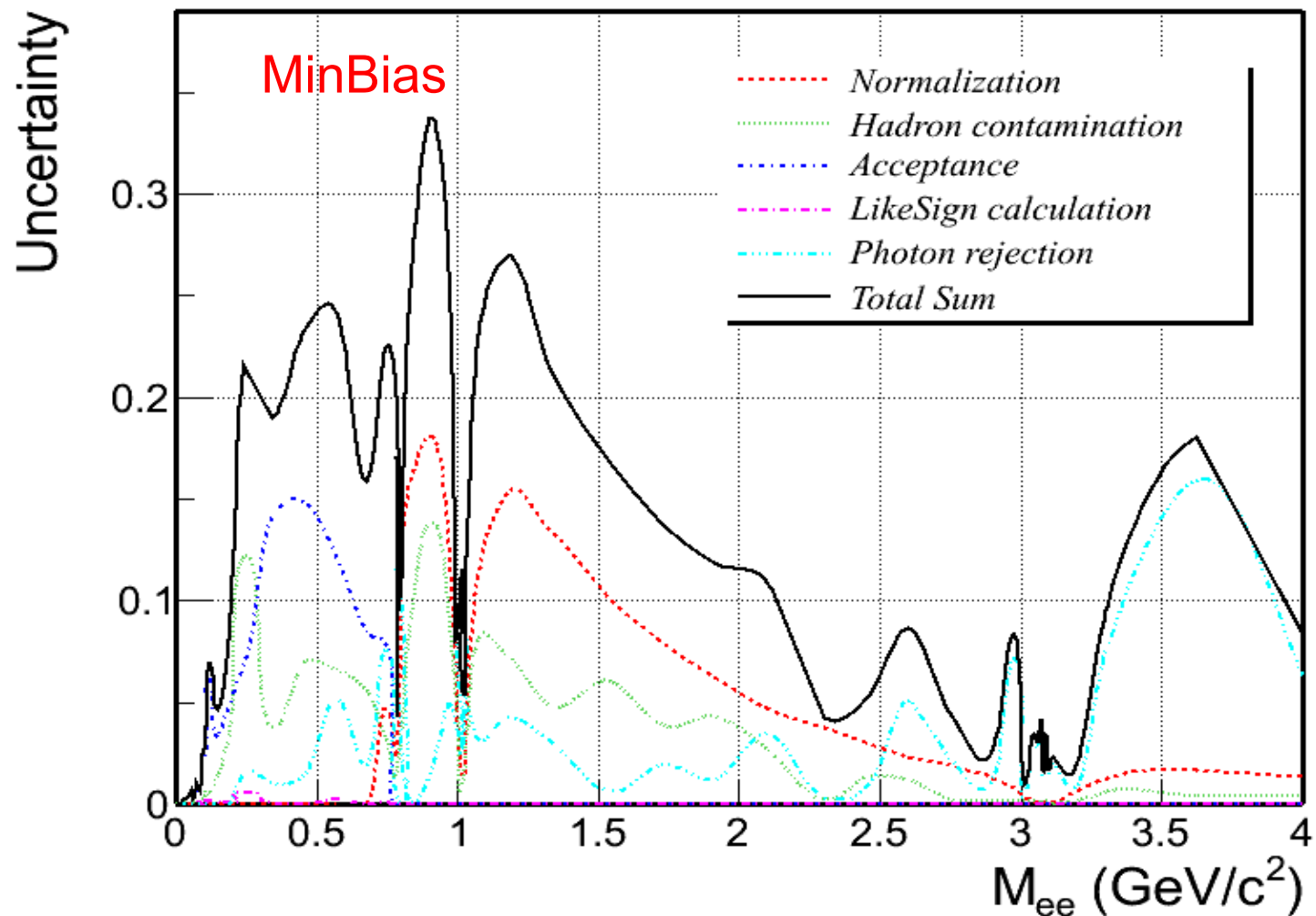
Enhancement in Central collisions



The fit of charm cocktail to the data gives:
 $0.62 \pm 0.14 \text{ mb}$

PYTHIA setting for charm:
V6.416
MSEL=1,
PARP(91)=1.0 (kt),
PARP(67)=1 (parton shower level)

Systematic error

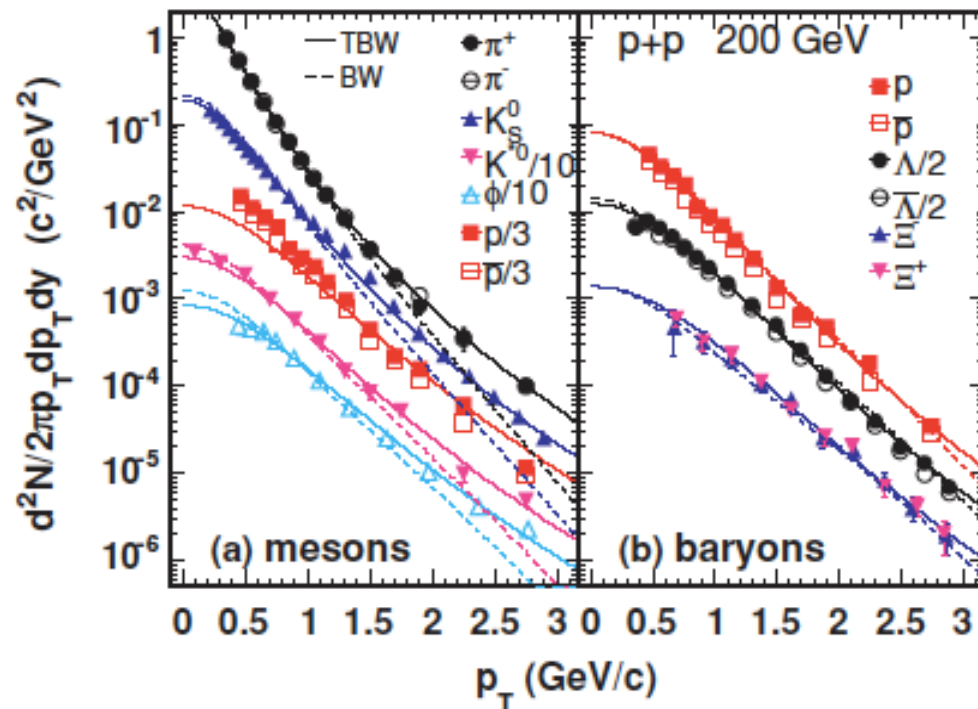


➤ Inputs:

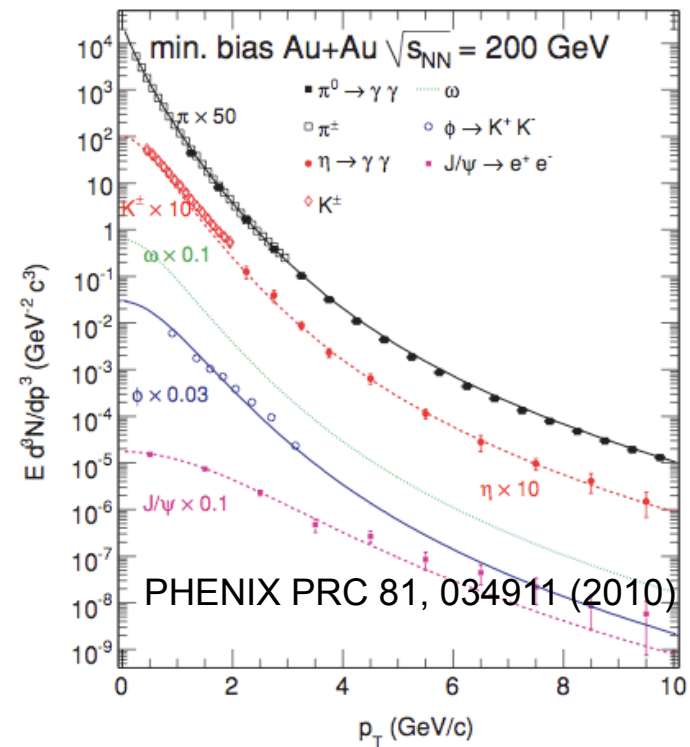
flat rapidity (-1,1) flat Φ (0, 2π)

p_T : in p+p, use Tsallis function fit for all measured particles

in Au+Au for measured $\pi^0, J/\psi$ use Tsallis function fit, and use m_T -scaling for $\eta, \omega, \phi, \eta'$



Zebo Tang et al, PRC 79, 051901(R) (2009)



PHENIX PRC 81, 034911 (2010)

Considered minbias centrality definition difference between PHENIX (0-93%) and STAR (0-80%)