
Measurements of the Chiral Magnetic Effect with Background Isolation in 200 GeV Au+Au Collisions at STAR

**Jie Zhao (for the STAR collaboration)
May 16 2018**

Purdue University, West Lafayette

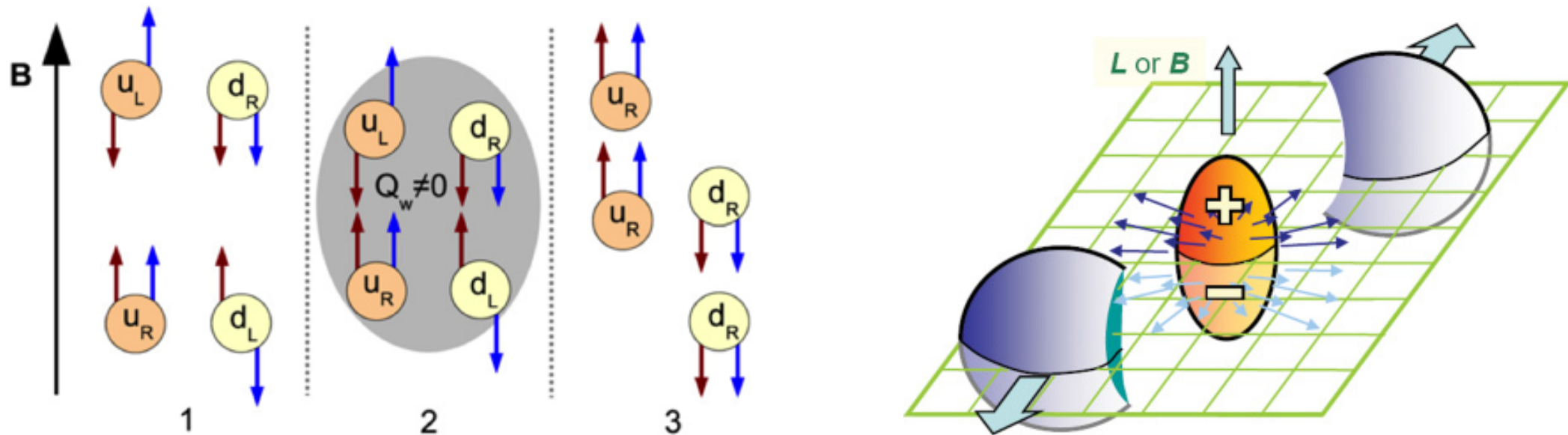
- **Chiral Magnetic Effect (CME)**
- **RHIC-STAR experiment**
- **Background issue**
- **Invariant mass dep. of the $\Delta\gamma$ correlator**
- **$\Delta\gamma$ with respect to Ψ_{RP} (ZDC) and Ψ_{PP} (TPC)**
- **Summary** Another method, poster #593
by Niseem Magdy (for STAR)

Ψ_{RP} : reaction plane ; Ψ_{PP} : participant plane

Chiral Magnetic Effect (CME)

Kharzeev, *et al.* NPA 803, 227 (2008)

Voloshin, PRC 70, 057901 (2004)




$$j_V = \frac{N_c e}{2\pi^2} \mu_A B, \quad \Rightarrow \text{electric charge separation along the B field}$$

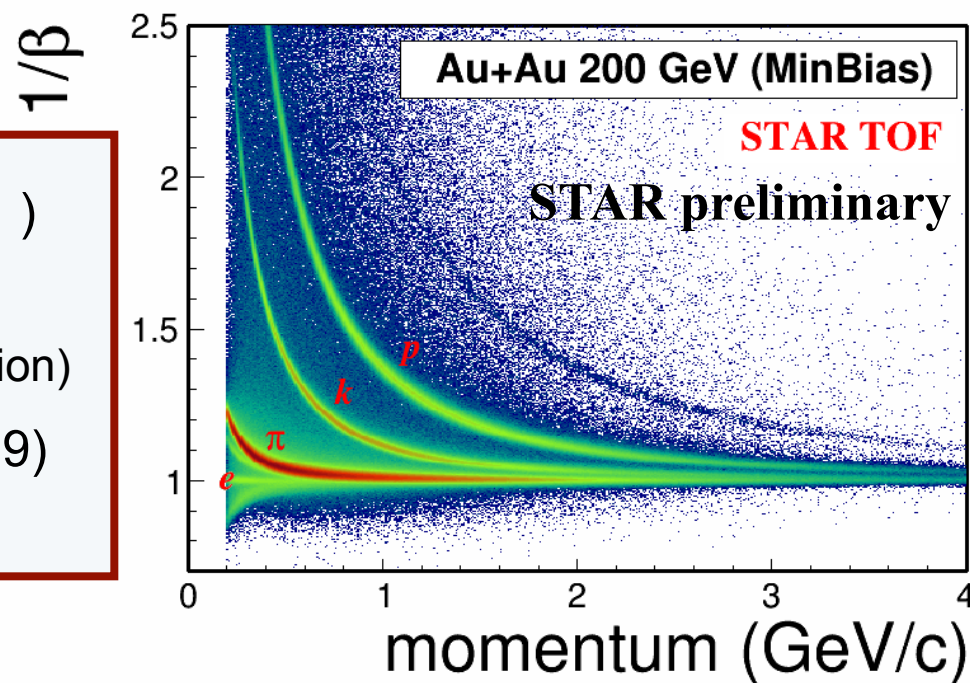
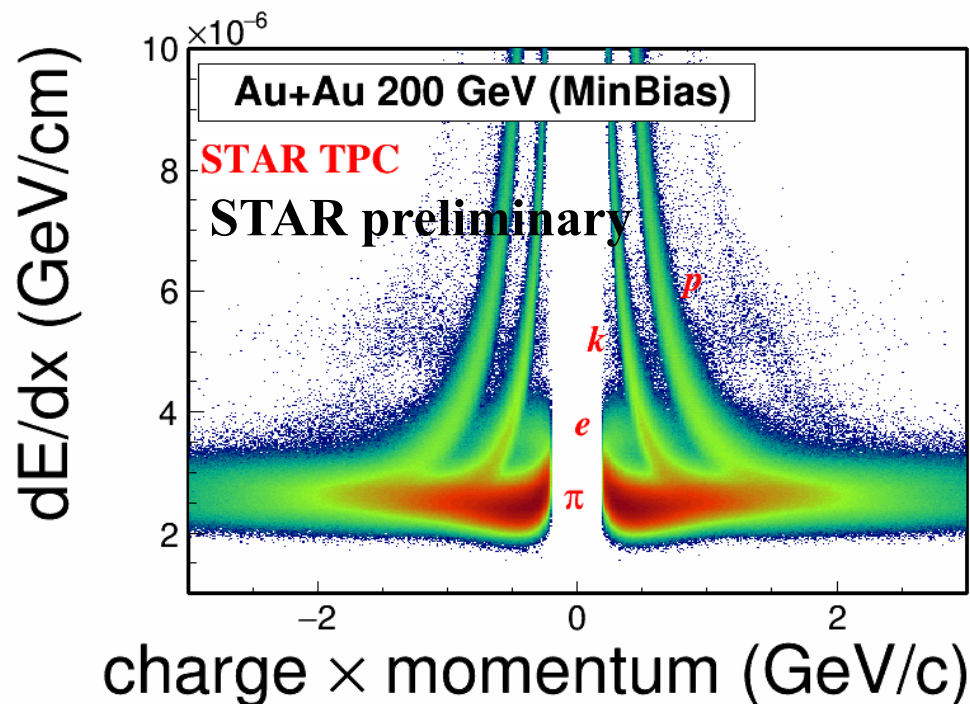
- Gluon configuration with non-zero topological charge (Q_w) converts left (right)-handed fermions to right (left)-handed fermions, generating electric current along B direction and leading to electric charge separation

- Experimentally, $\gamma = \cos(\phi_\alpha + \phi_\beta - 2\psi_{RP})$ used to search for the CME

The STAR detector

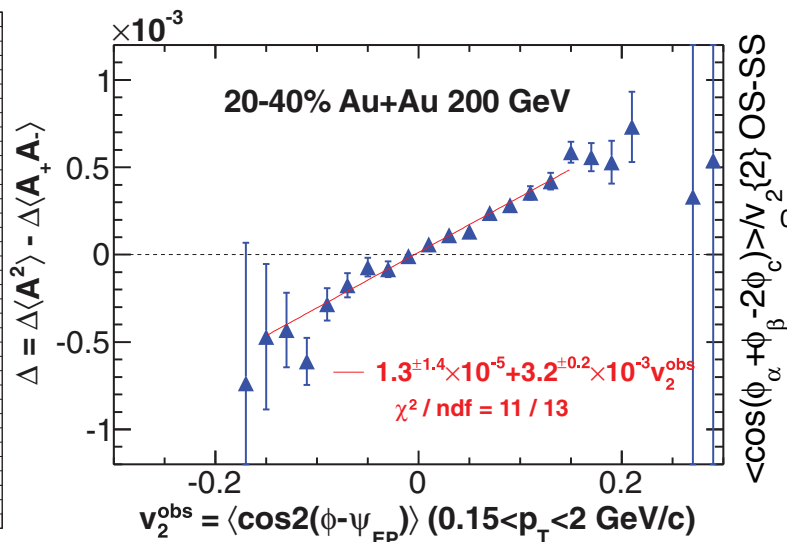
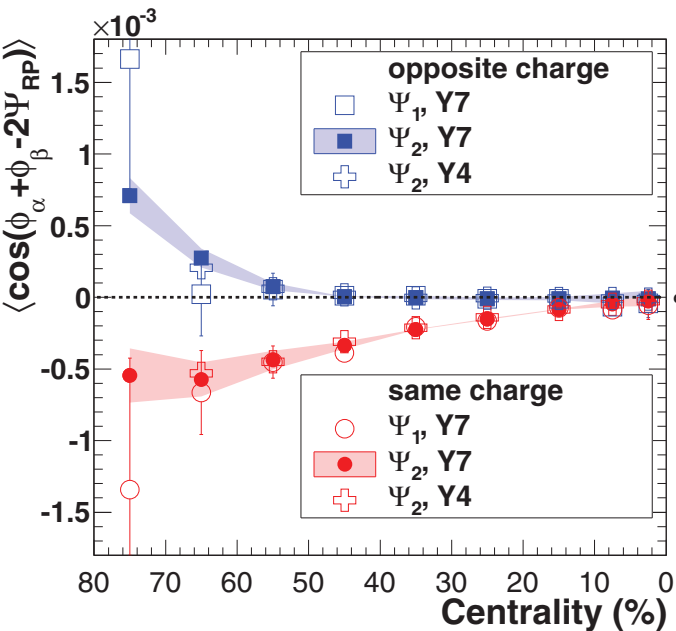


- **Time Projection Chamber** ($\phi=0-2\pi, |\eta|<1$)
 - Tracking - momentum
 - Ionization energy loss - dE/dx (particle identification)
- **Time Of Flight detector** ($\phi=0-2\pi, |\eta|<0.9$)
 - Timing resolution $<100\text{ps}$ - PID improvement

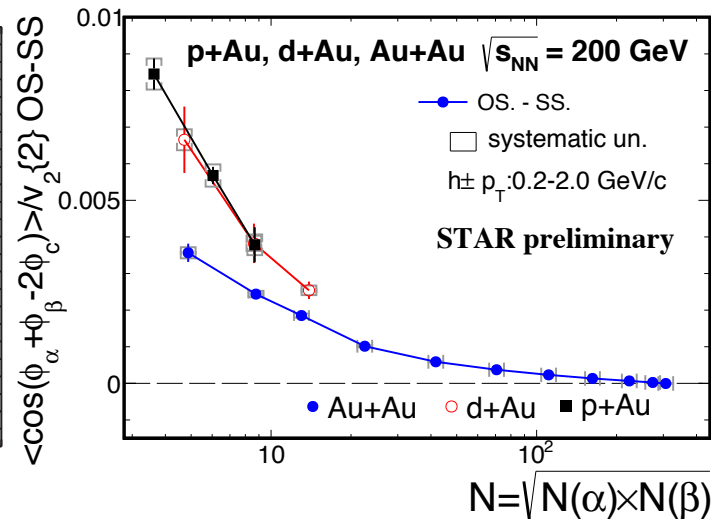


Background issue

STAR, PRL 103,251601 (2009); PRC 81,54908 (2010); PRC 88,64911 (2013)



STAR, PRC 89,044908 (2014)



Jie Zhao (STAR), ISMD2017

$\phi_\alpha, \phi_\beta, \phi_c$ are the azimuthal angles of the charged particles measure by STAR TPC

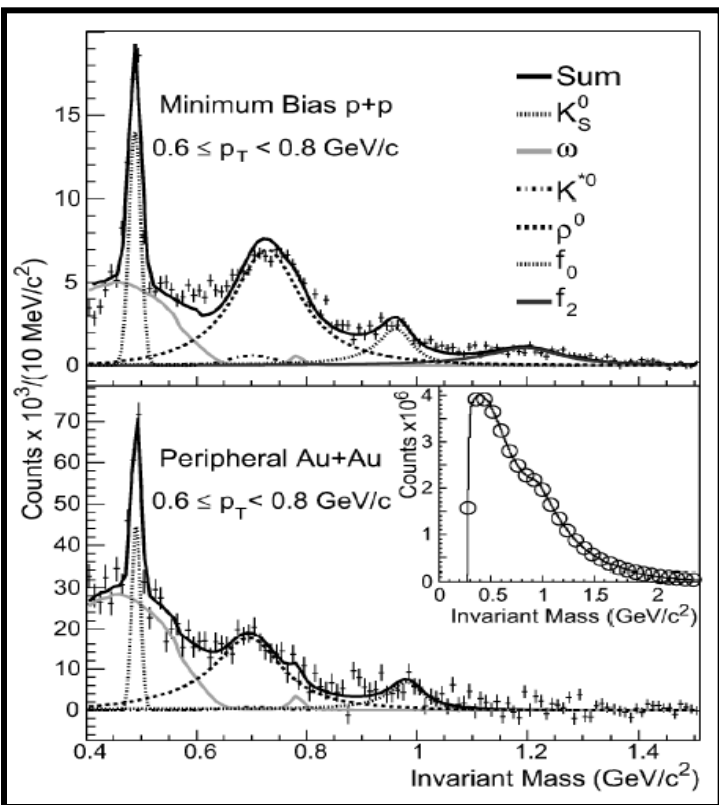
- $\Delta\gamma = \gamma_{OS} - \gamma_{SS}$ correlator consistent with CME expectation
- Recent measurements of charge correlations suggest dominant, if not all, background contribution
- **What is the background?**

Resonance decay background

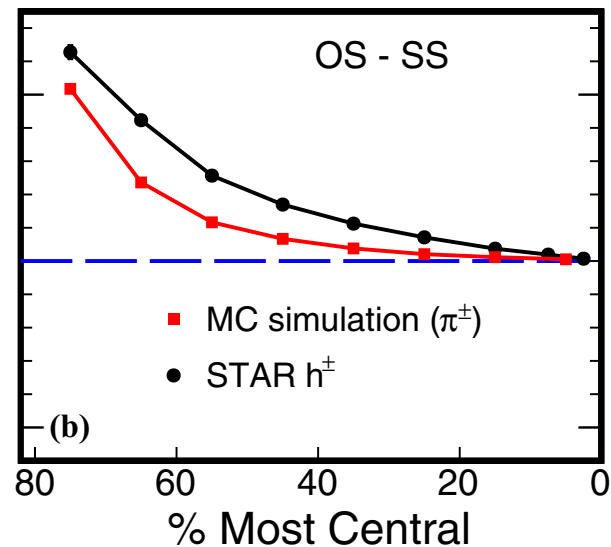
STAR, PRL 92,092301 (2004)

F. Wang, J. Zhao, PRC 95,051901(R) (2017)

STAR, PRL103,251601 (2009)



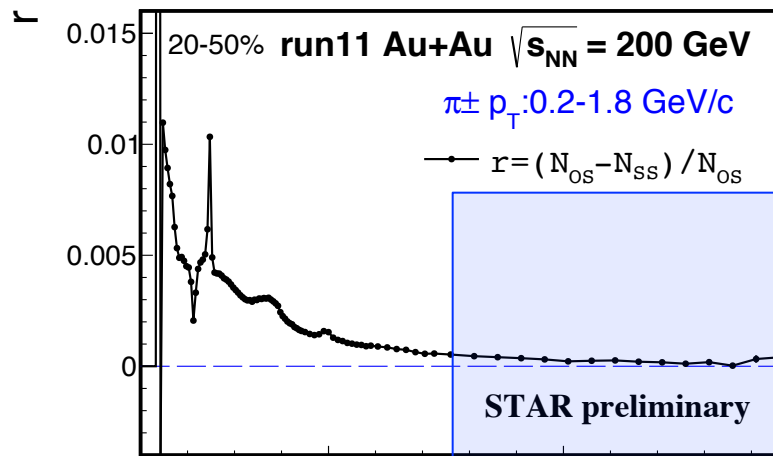
$$+ \boxed{v_2} \rightarrow \Delta\gamma$$



$$\begin{aligned} & \langle \cos(\phi_\alpha + \phi_\beta - 2\psi_{RP}) \rangle \\ &= \langle \cos(\phi_\alpha + \phi_\beta - 2\phi_{reso.} + 2\phi_{reso.} - 2\psi_{RP}) \rangle \\ &\approx \langle \cos(\phi_\alpha + \phi_\beta - 2\phi_{reso.}) \rangle \times \boxed{v_{2,reso}} \end{aligned}$$


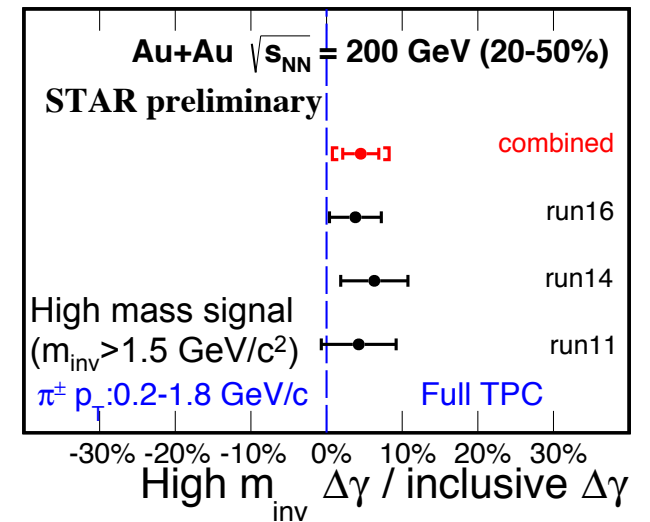
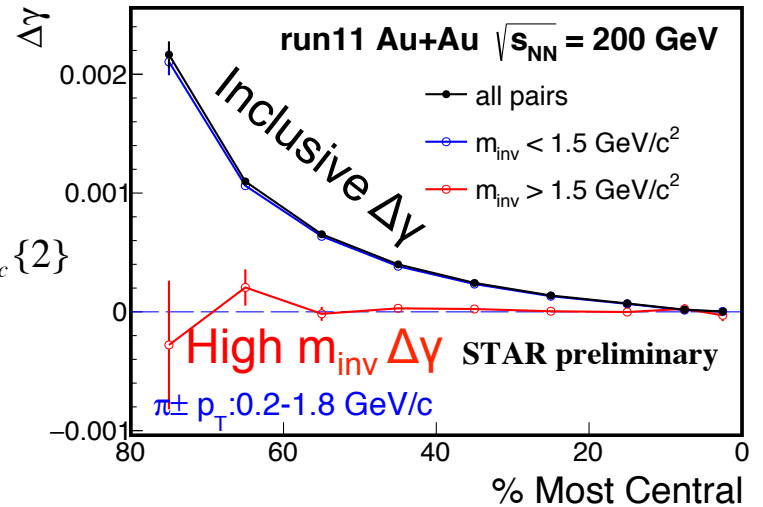
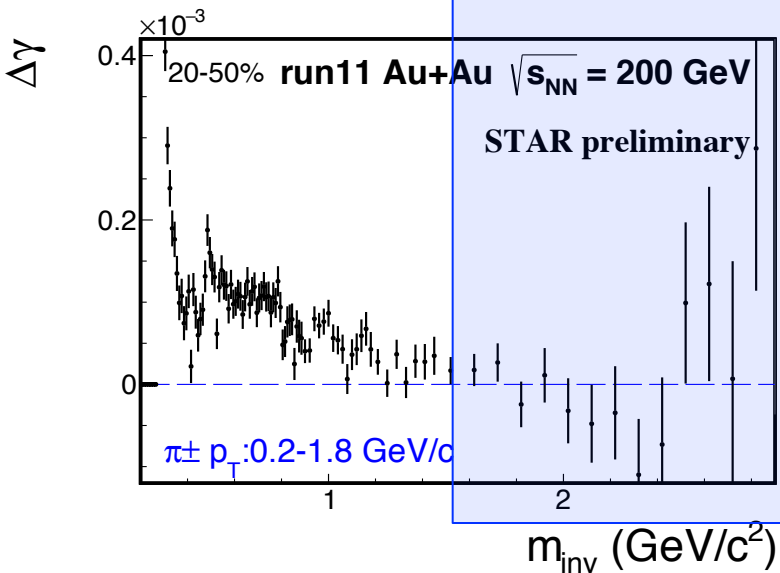
- Resonance background: resonance decay + $v_2 \rightarrow$ CME-like $\Delta\gamma$
- Can we remove/isolate the background?
- Exploiting invariant mass dependence of $\Delta\gamma$ J. Zhao, et al, arXiv:1705.05410
- $\Delta\gamma$ with respect to Ψ_{RP} and Ψ_{PP} H.-J. Xu, et al, arXiv:1710.07265

Identify resonance Bkg by $m_{inv}(\pi^+\pi^-)$



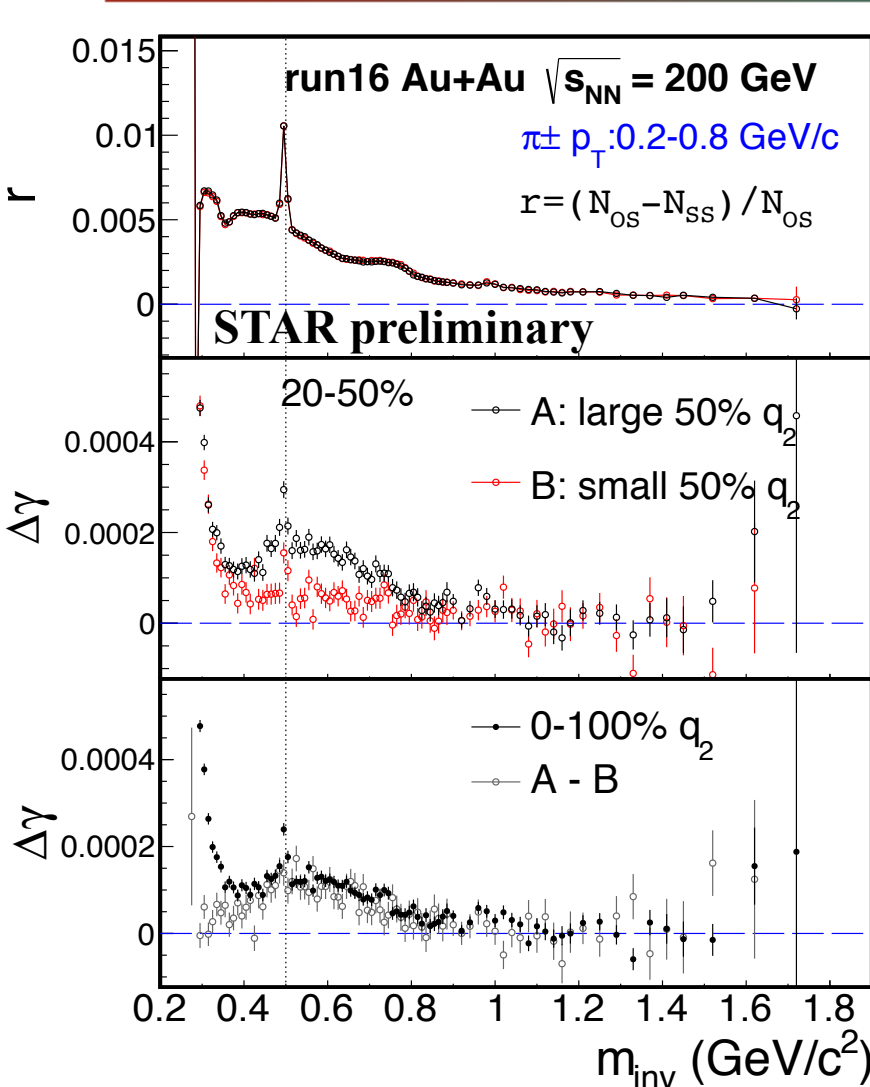
Full TPC acc. ($|\eta| < 1$),
pion PID by TOF

$$\gamma = \cos(\phi_\alpha + \phi_\beta - 2\phi_c) / v_{2,c} \{2\}$$

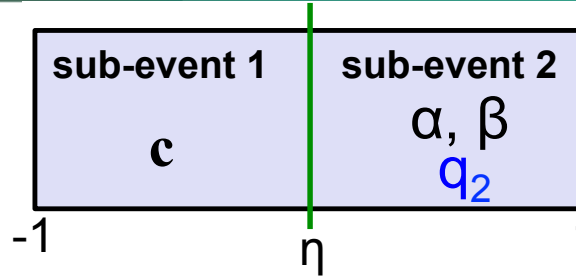


- Data show resonance structure in $\Delta\gamma$ as function of invariant mass (m_{inv})
- At high $m_{inv} > 1.5 \text{ GeV}/c^2$, $\Delta\gamma$ is $(5 \pm 2 \pm 4)\%$ of the inclusive $\Delta\gamma$ in 200 GeV Au+Au 20-50%
- Systematic uncertainty currently estimated by run differences and different ways of combining runs (combine the $\Delta\gamma$ first or the fractions directly)

STAR Bkg shape by event shape engineering



Fit range m_{inv} from 0.4 to 1.5 GeV/c²



$$\gamma = \cos(\phi_\alpha + \phi_\beta - 2\phi_c) / v_{2,c} \{2\}$$

$$\vec{q}_2 = \frac{1}{N} \sum (\cos 2\phi, \sin 2\phi)$$

$$\Delta\gamma(m) = r(m) \cdot \cos(\alpha + \beta - 2\phi_{reso.}) \cdot v_{2,reso.} + \text{CME}$$

Bkg $\Delta\gamma$ mass shape

ESE select events with diff. v_2 by q_2 class (A, B)

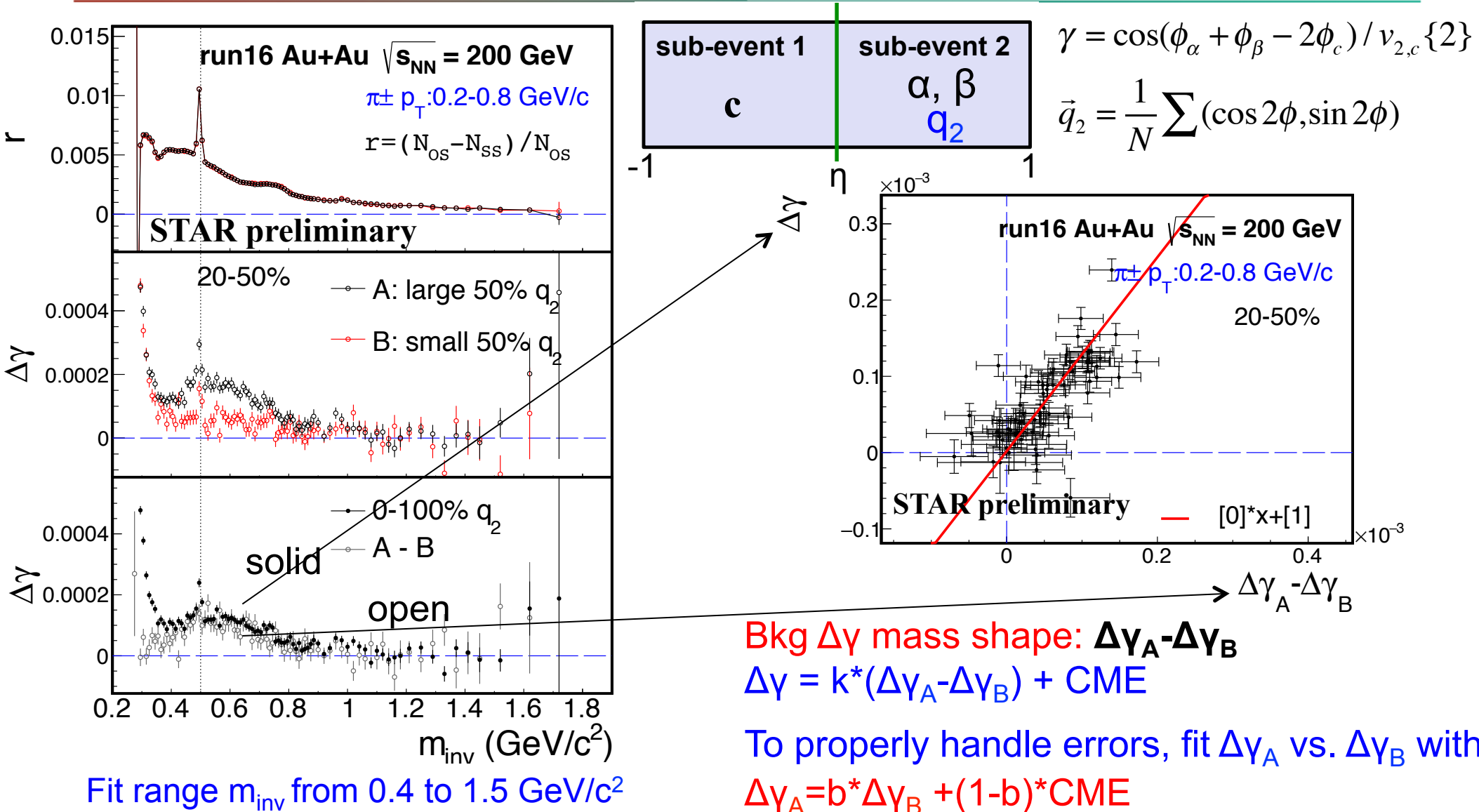
Bkg $\Delta\gamma$ mass shape: $\Delta\gamma_A - \Delta\gamma_B$

CME the same for events from different q_2 classes

$$\text{Fit } \Delta\gamma = k \cdot (\Delta\gamma_A - \Delta\gamma_B) + \text{CME}$$

- TPC sub-event, one side for ESE (other side for ref.), pion PID by TPC dE/dx
- Obtain the Bkg $\Delta\gamma m_{inv}$ shape by event shape engineering (ESE)

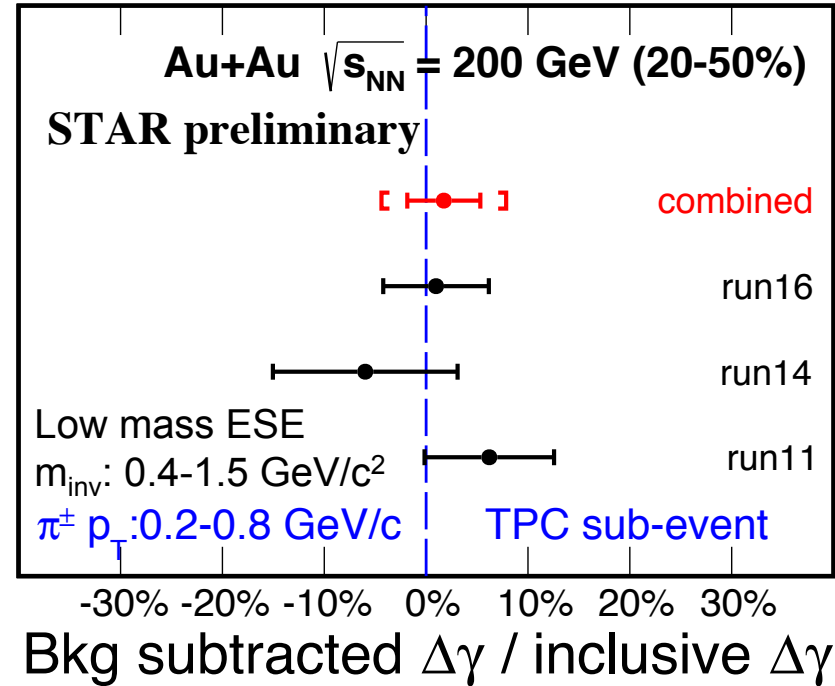
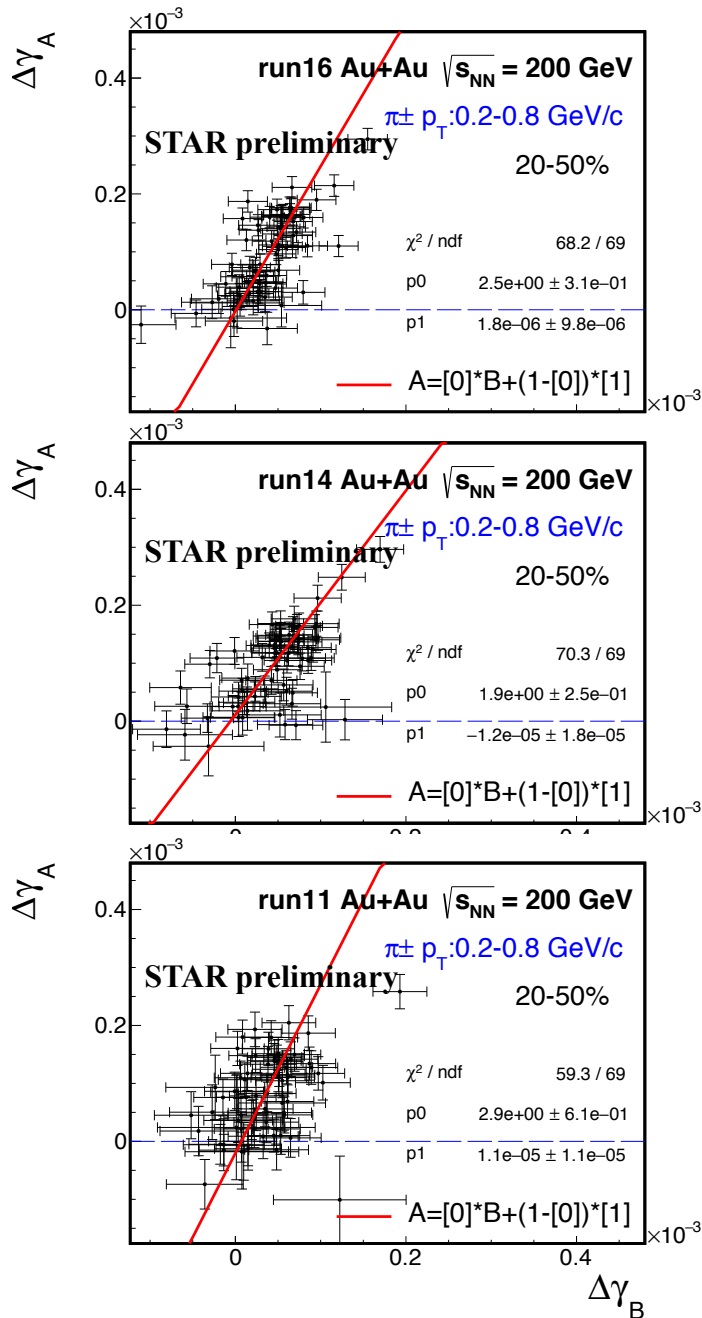
STAR Bkg shape by event shape engineering



- TPC sub-event, one side for ESE (other side for ref.), pion PID by TPC dE/dx
- Obtain the Bkg $\Delta\gamma$ m_{inv} shape by event shape engineering (ESE)

Bkg + CME fit at low invariant mass

$$\Delta\gamma_A = b * \Delta\gamma_B + (1-b) * CME$$



➤ Bkg subtracted $\Delta\gamma$ / inclusive $\Delta\gamma$:
 $(2 \pm 4 \pm 6)\%$ in 200 GeV 20-50% Au+Au

STAR Use Ψ_{PP} and Ψ_{RP} to solve Bkg and CME

- Ψ_{PP} maximizes flow, → flow background
- Ψ_{RP} maximizes the magnetic field (B), → CME signal
- Ψ_{PP} and Ψ_{RP} are correlated, but not identical due to geometry fluctuations

$\Delta\gamma$ w.r.t. TPC Ψ_{EP} (proxy of Ψ_{PP}) and ZDC Ψ_1 (proxy of Ψ_{RP}) contain different fractions of CME and Bkg

$$\Delta\gamma\{\psi_{TPC}\} = \text{CME}\{\psi_{TPC}\} + \text{Bkg}\{\psi_{TPC}\}$$

$$\Delta\gamma\{\psi_{ZDC}\} = \text{CME}\{\psi_{ZDC}\} + \text{Bkg}\{\psi_{ZDC}\}$$

$$\text{CME}\{\psi_{TPC}\} = a * \text{CME}\{\psi_{ZDC}\}, \text{Bkg}\{\psi_{ZDC}\} = a * \text{Bkg}\{\psi_{TPC}\}$$

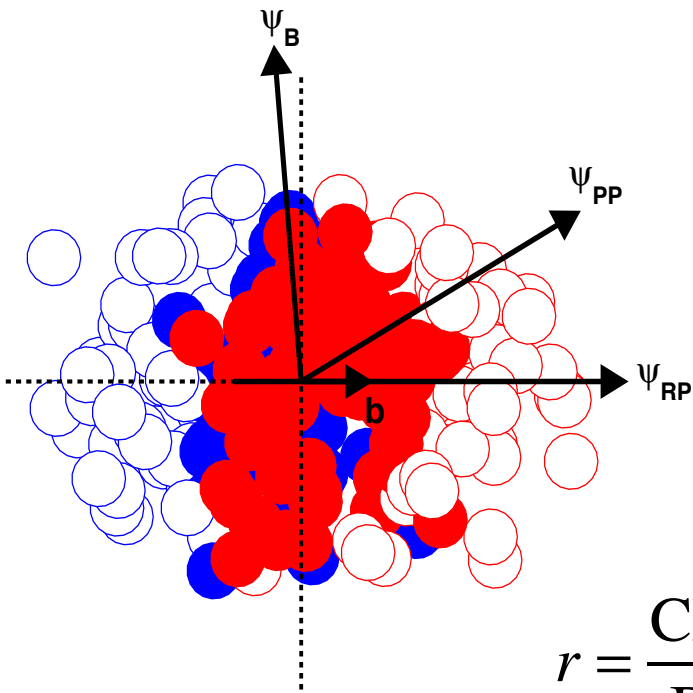
$$a = v_2\{\psi_{ZDC}\} / v_2\{\psi_{TPC}\}, A = \Delta\gamma\{\psi_{ZDC}\} / \Delta\gamma\{\psi_{TPC}\}$$

Both are experimental measurements

$$r = \frac{\text{CME}\{\psi_{ZDC}\}}{\text{Bkg}\{\psi_{TPC}\}} = \left(\frac{a-1}{a+1} - \frac{A-1}{A+1} \right) / \left(\frac{a-1}{a+1} + \frac{A-1}{A+1} \right) = \frac{A-a}{1-Aa}$$

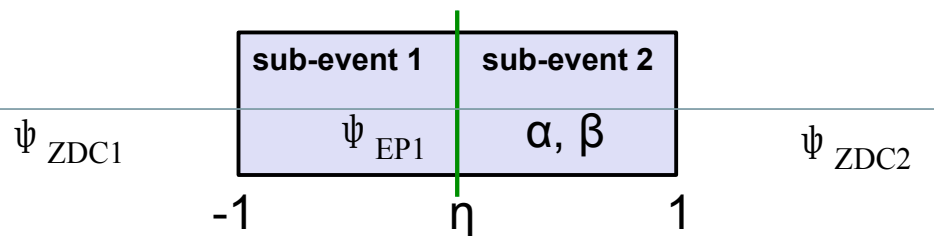
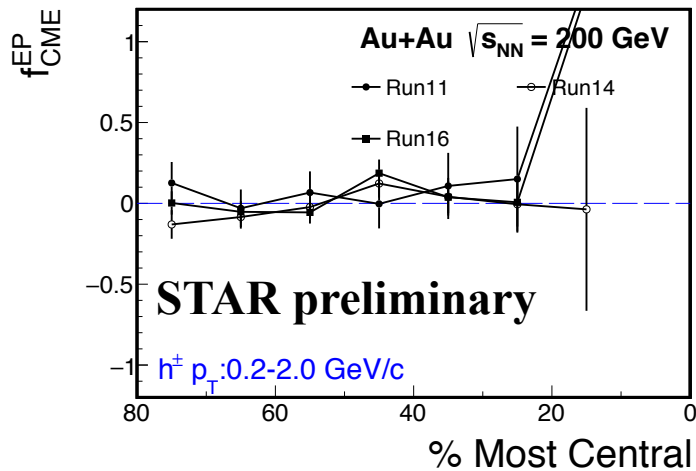
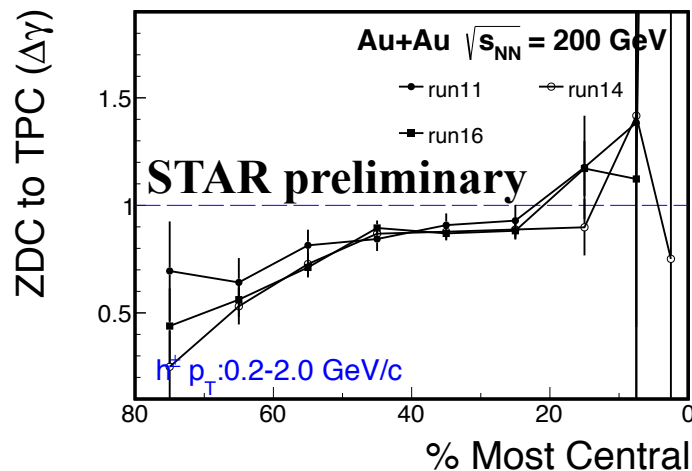
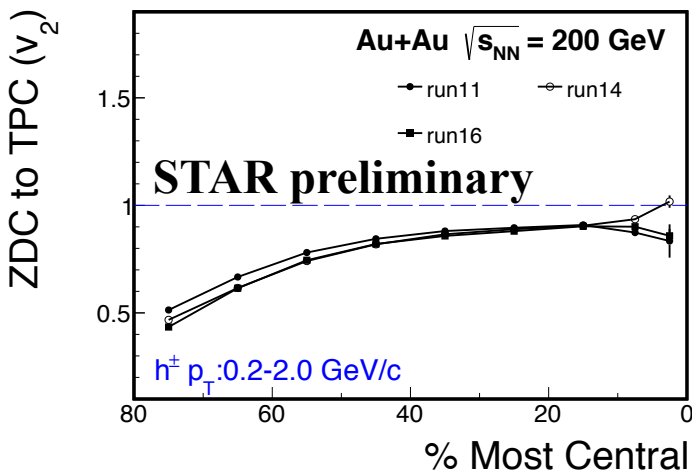
$$f_{EP}(\text{CME}) = \text{CME}\{\psi_{TPC}\} / \Delta\gamma\{\psi_{TPC}\} = r / (r + 1/a) = (A/a - 1) / (1/a^2 - 1)$$

H-J. Xu, et al, arXiv:1710.07265



$\Delta\gamma$ with respect to Ψ_{PP} and Ψ_{RP}

TPC sub-event (east and west) method to reduce non-flow effects



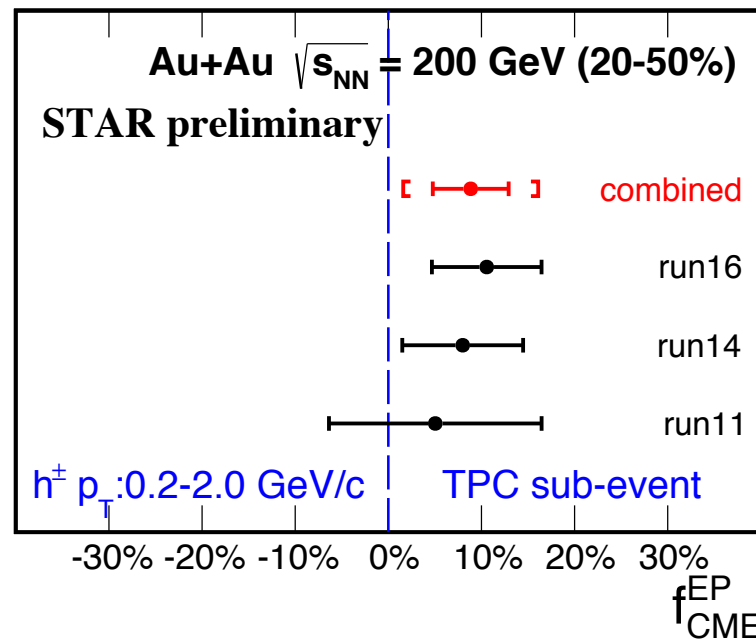
$$\gamma = \cos(\phi_\alpha + \phi_\beta - 2\psi)/R, \quad v_2 = \cos(2\phi - 2\psi)/R$$

$\Psi = \Psi_{PP}$ or Ψ_{RP} , R the corresponding resolution

Ψ_{PP} from TPC ψ_{EP1} ($-1 < \eta < -0.075$) or ψ_{EP2} ($0.075 < \eta < 1$)

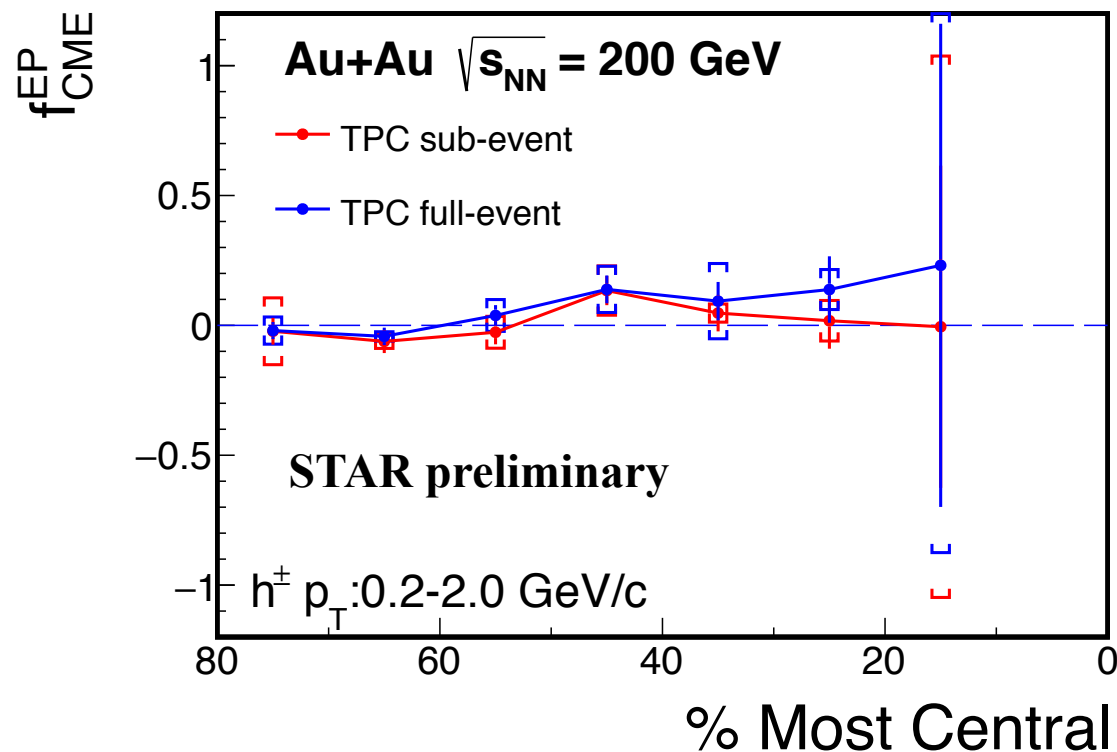
Ψ_{RP} from combined ZDC ψ_{zdc1} and ψ_{zdc2}

Poskanzer, Voloshin, PRC 58, 3 (1998);
STAR, PRC 86, 054908 (2012)



$\Delta\gamma$ with respect to Ψ_{PP} and Ψ_{RP}

nevertheless also look at full TPC acceptance



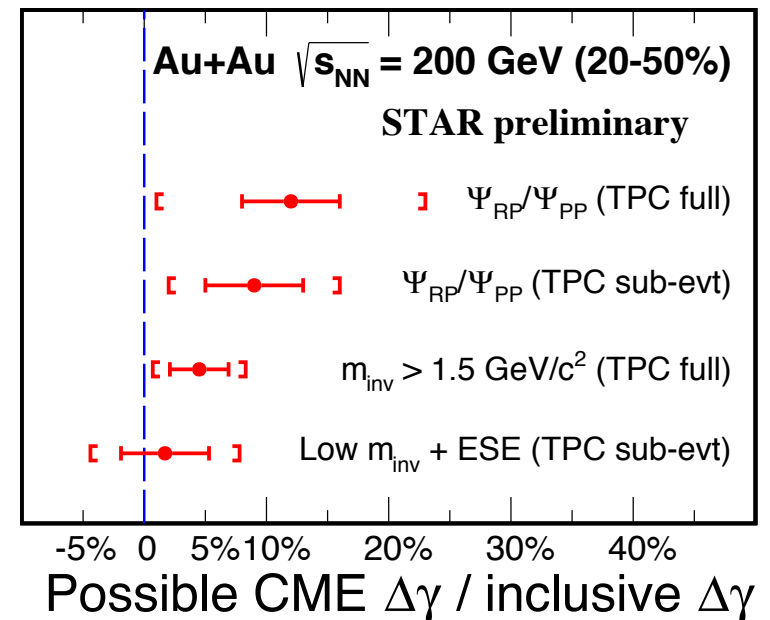
CME (EP) fraction	20-50% centrality
TPC sub-event	$(9 \pm 4 \pm 7)\%$
TPC full-event	$(12 \pm 4 \pm 11)\%$

- CME fractions are $(9 \pm 4 \pm 7)\%$ and $(12 \pm 4 \pm 11)\%$ from TPC sub-event and TPC full-event methods in 200 GeV 20-50% Au+Au collisions, respectively

Summary

- Identify resonance Bkg by $\pi\pi$ **invariant mass**.
Observation of resonance structure in $\Delta\gamma$ at $m_{inv} < 1.5 \text{ GeV}/c^2$.
Isolate the possible CME from Bkg by invariant mass + ESE.
- $\Delta\gamma$ with respect to Ψ_{PP} and Ψ_{RP} , isolate possible CME from Bkg

Year	Minbias events
Run11	~0.5B
Run14	~0.8B
Run16	~1.2B




- These data-driven estimates indicate that:
possible CME signal is small, within 1-2 σ from zero

Summary

- Identify resonance Bkg by $\pi\pi$ **invariant mass**.
Observation of resonance structure in $\Delta\gamma$ at $m_{inv} < 1.5 \text{ GeV}/c^2$.
Isolate the possible CME from Bkg by invariant mass + ESE.
- $\Delta\gamma$ with respect to Ψ_{PP} and Ψ_{RP} , isolate possible CME from Bkg

Year	Minbias events
Run11	~0.5B
Run14	~0.8B
Run16	~1.2B

- More Au+Au data (+isobar)
- Consider ZDC upgrades for Ψ_{RP}



- These data-driven estimates indicate that:
possible CME signal is small, within 1-2 σ from zero