

Motivation : Transversity ($h_1^q(x)$)

$h_1^q(x)$ is the leading order parton distribution function (PDF) which describes the transversely polarized partons inside a transversely polarized nucleon.

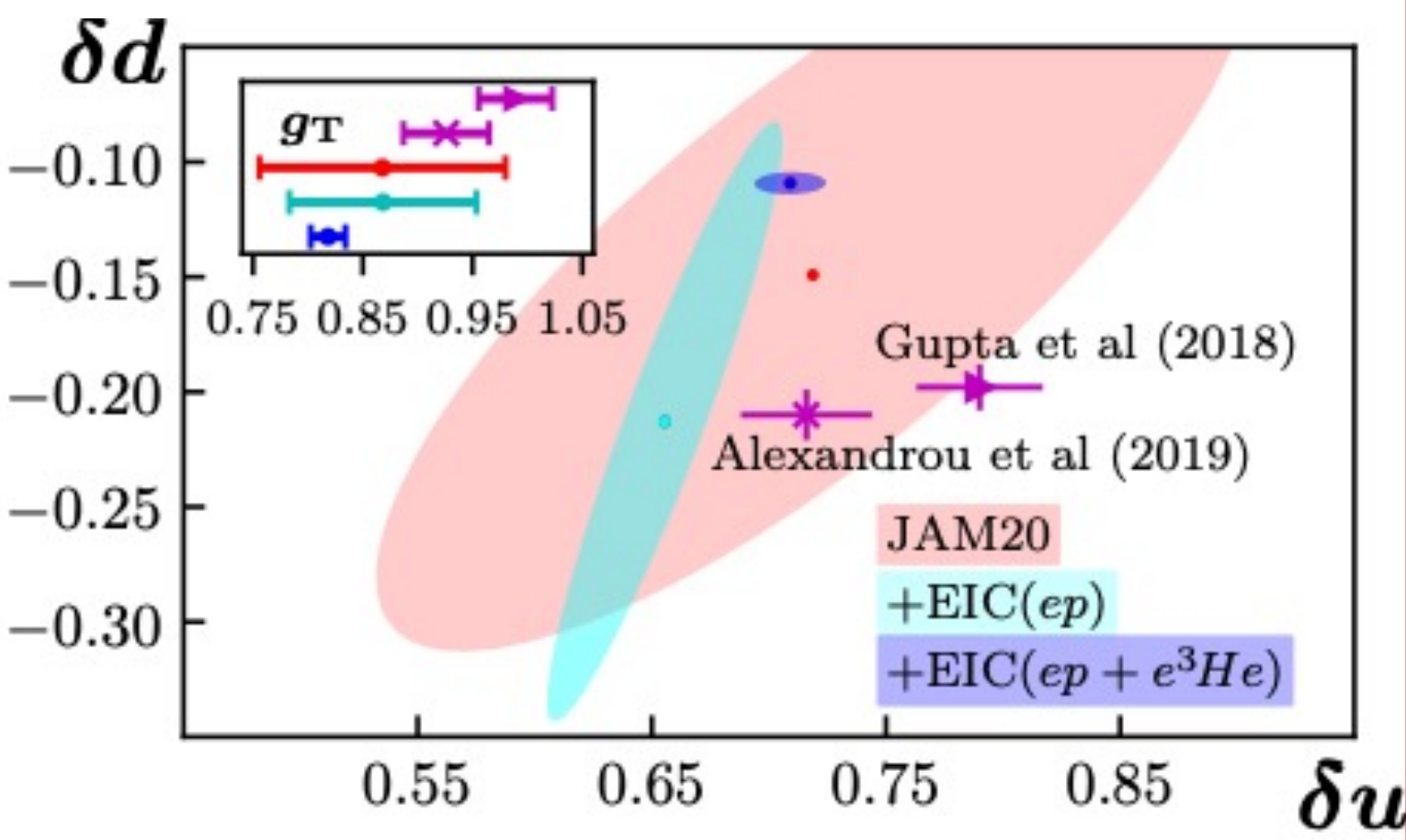
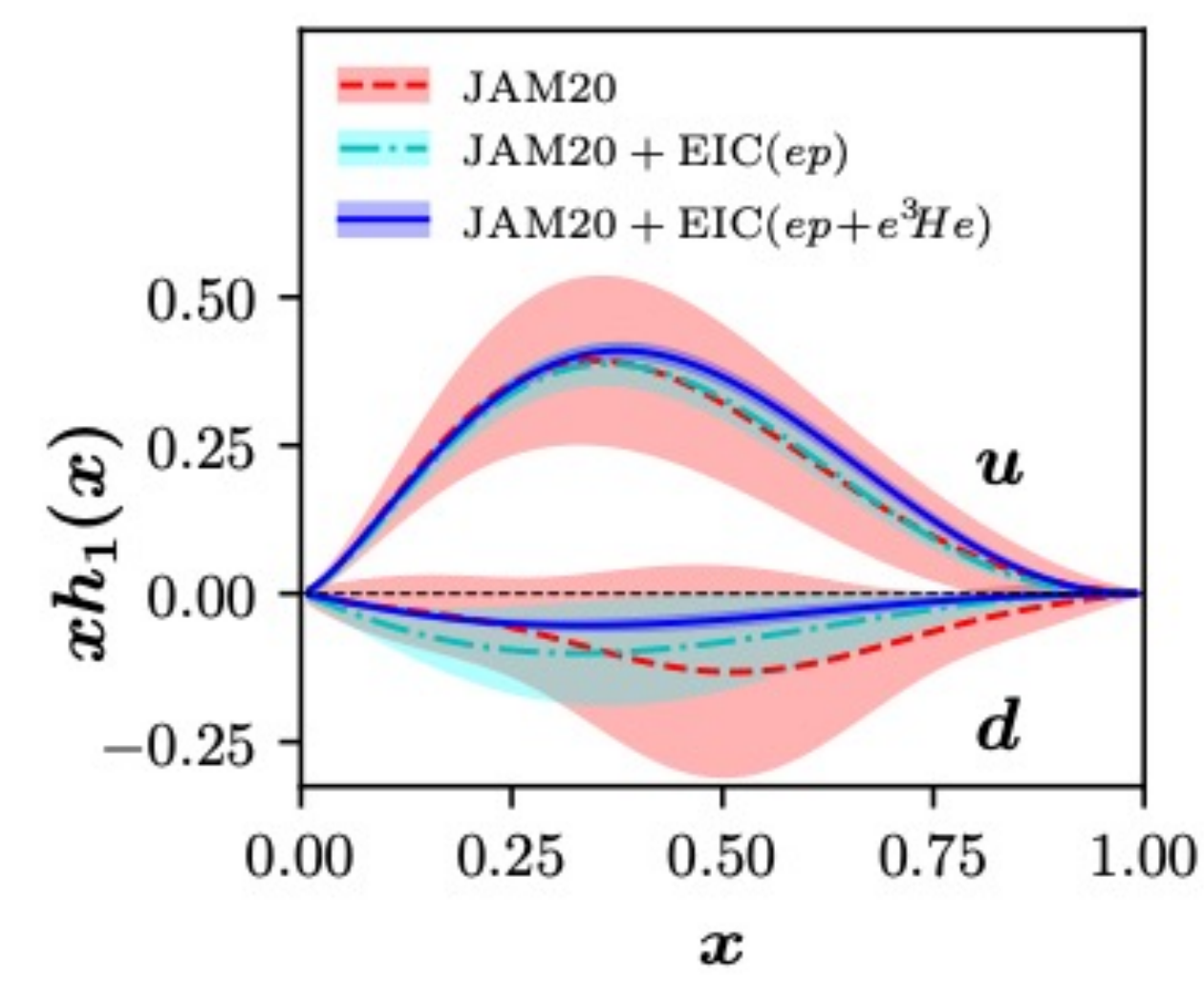
$h_1^q(x)$ is the least known leading-order PDF due to its chiral-odd nature and is accessible only when coupled with another chiral-odd function, such as interference fragmentation function (IFF), $H_1^\perp(z, M^2)$, in $p^\uparrow p$ collisions.

Coupling of transversity with IFF gives rise to experimentally observable azimuthally correlated asymmetry (A_{UT}) (of di-pions ($\pi^+\pi^-$) in the final state of $p^\uparrow p$ collisions.

A precise measurement of $h_1^q(x)$ is necessary to measure the nucleon tensor charge (g_T).

$$g_T = \int_0^1 dx [h_1^q(x) - h_1^{\bar{q}}(x)]$$

The study of A_{UT} using the new STAR 2017 ($L_{int} = 350 \text{ pb}^{-1}$) provides a more precise measurement than the previous STAR 2011 ($L_{int} = 25 \text{ pb}^{-1}$)



JAM Collab. (Phys.Lett.B 816 (2021) 136255)

STAR Data Set :


Relativistic Heavy Ion Collider (RHIC) is capable of colliding polarized proton beams up to a center-of-mass energy, $\sqrt{s} = 510$ GeV.

The STAR (Solenoidal Tracker At RHIC) experiment, located within the RHIC ring, consists of various subsystems, including TPC, BEMC, TOF, etc.

Particle identification in STAR primarily relies on the combination of TPC and TOF.

STAR has a long-standing history measuring A_{UT} .

This analysis is based on the STAR 2017 dataset, which enhances the statistical precision by a factor of 4.



Detector	Acceptance	Use
TPC	$-1 < \eta < 1, 0 < \phi < 2\pi$	Tracking, PID
TOF	$-1 < \eta < 1, 0 < \phi < 2\pi$	PID
BEMC	$-1 < \eta < 1, 0 < \phi < 2\pi$	Event triggering

A_{UT} at STAR				
Year	2006	2011	2015	2017
\sqrt{s} (GeV)	200	500	200	510
L_{int} (pb^{-1})	~ 1.8	~ 25	~ 52	~ 350

A_{UT} Extraction :

Reaction channel: $p^\uparrow + p \rightarrow h^+ h^- + X$

Di-hadron azimuthal correlation asymmetry:

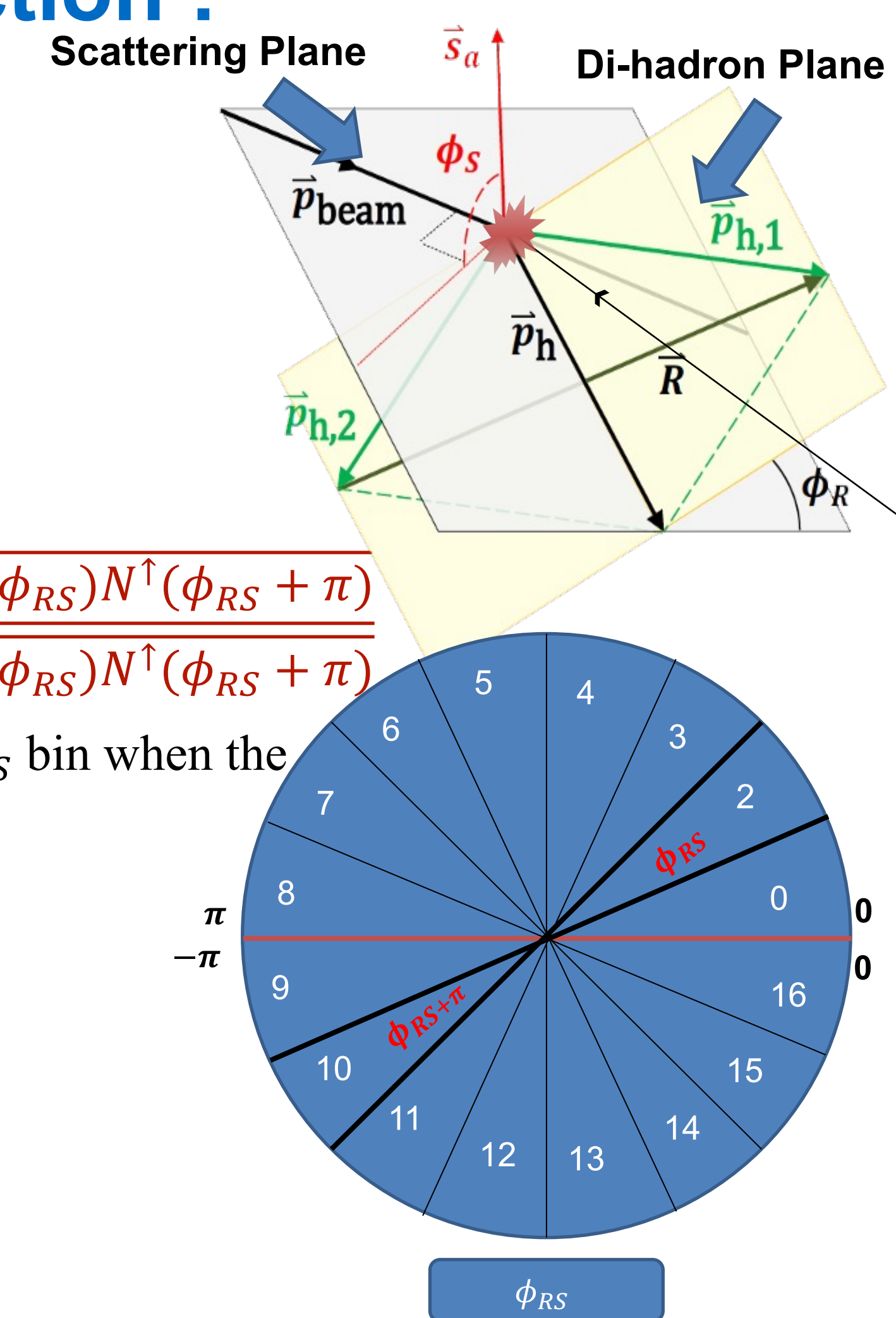
$$A_{UT} = \frac{d\sigma^\uparrow - d\sigma^\downarrow}{d\sigma^\uparrow + d\sigma^\downarrow} \propto h_1^q(x) H_1^\perp(z, M^2)$$

For a symmetric detector like STAR A_{UT} can be extracted using cross-ratio formula,

$$A_{UT} \cdot \sin(\phi_{RS}) = \frac{1}{P} \frac{\sqrt{N^\uparrow(\phi_{RS})N^\downarrow(\phi_{RS} + \pi)} - \sqrt{N^\downarrow(\phi_{RS})N^\uparrow(\phi_{RS} + \pi)}}{\sqrt{N^\uparrow(\phi_{RS})N^\downarrow(\phi_{RS} + \pi)} + \sqrt{N^\downarrow(\phi_{RS})N^\uparrow(\phi_{RS} + \pi)}}$$

where, $N^{\uparrow(\downarrow)}$ is the number of $\pi^+\pi^-$ in respective ϕ_{RS} bin when the beam polarization is \uparrow (\downarrow).

This method is free from effects related to detector efficiencies and spin-dependent luminosity.



Summary and Outlook :

STAR's new result from the 2017 data set precisely measures the di-pion azimuthal correlation asymmetry A_{UT} at $\sqrt{s} = 510$ GeV.

A_{UT} is larger for $\eta^{\pi^+\pi^-} > 0$ due to higher x (where $h_1^q(x)$ is sizable) whereas A_{UT} is smaller in $\eta^{\pi^+\pi^-} < 0$ due to low- x .

Interference between the different $\pi^+\pi^-$ production channels causes a strong A_{UT} signal around ρ meson mass ($\sim 0.8 \text{ GeV}/c^2$).

A_{UT} signal increases linearly with $p_T^{\pi^+\pi^-}$.

This result, together with precise unpolarized di-pion cross-section measurement, will help improve our current understanding of transversity.

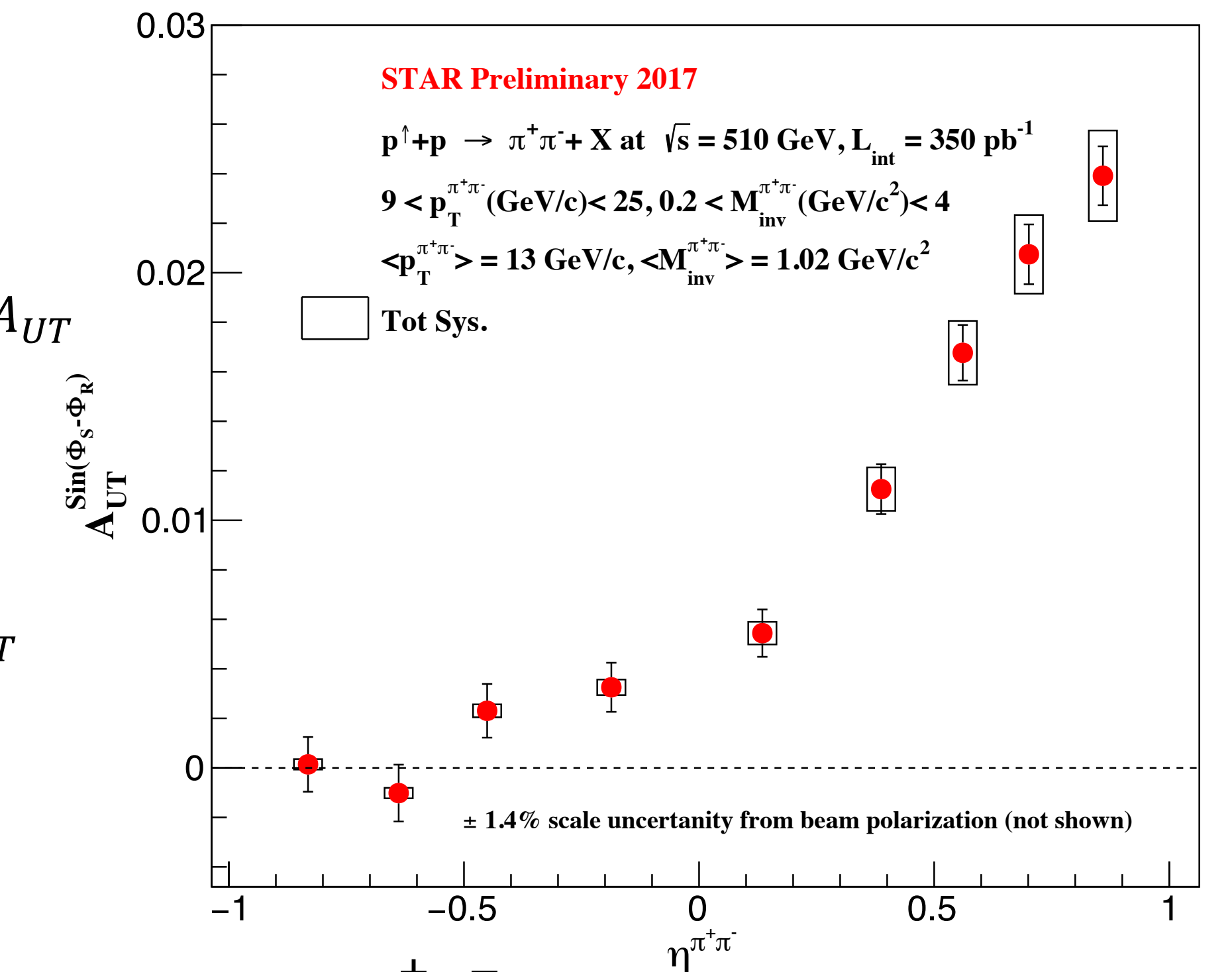
Results of this analysis will help in probing transversity at much higher Q^2 than SIDIS and test the universality of the mechanism which produces azimuthal correlations amongst SIDIS, e^+e^- , and $p^\uparrow p$ collisions.

Results :

A_{UT} as function of $\eta^{\pi^+\pi^-}$

$\eta^{\pi^+\pi^-} > 0$ probes higher x , valence region, where $h_1^q(x)$ is sizable, hence A_{UT} is large.

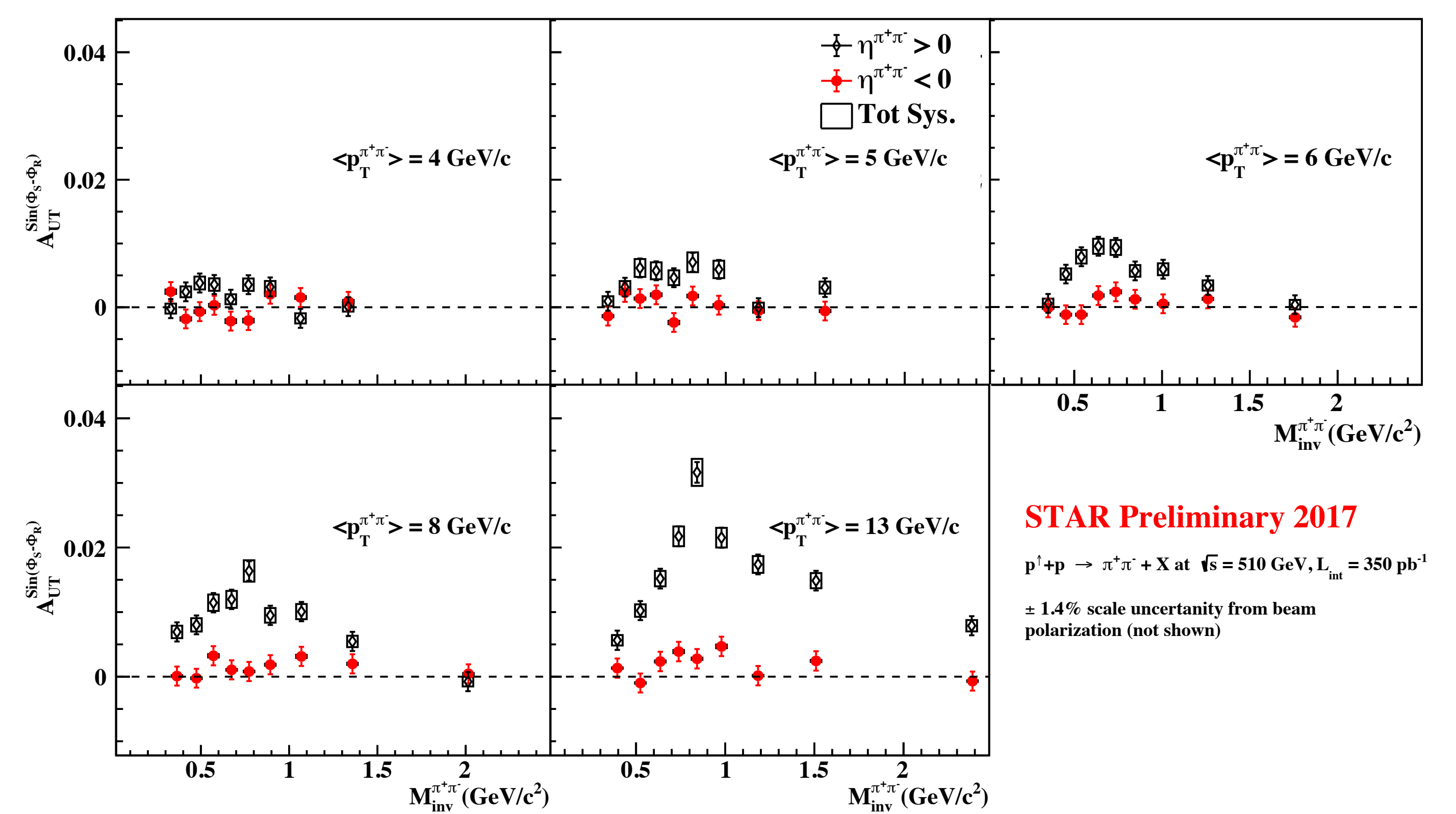
$\eta^{\pi^+\pi^-} < 0$ probes lower x from backward propagating transversely polarized particles resulting lower A_{UT} signal.



A_{UT} as function of $M_{inv}^{\pi^+\pi^-}$ in different $p_T^{\pi^+\pi^-}$ bins.

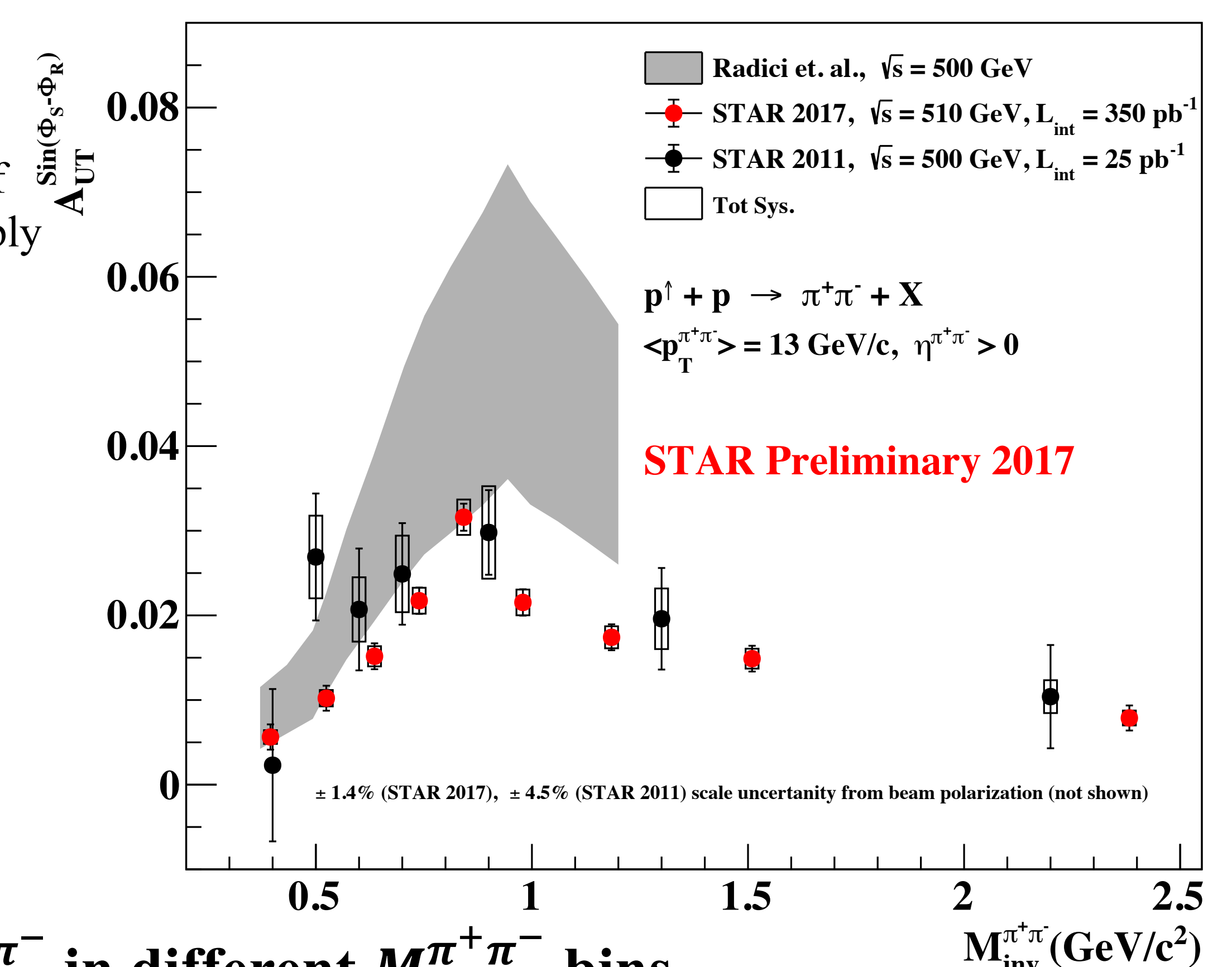
The enhancement of A_{UT} signal around the ρ meson mass ($\sim 0.8 \text{ GeV}/c^2$) is due to the interference between the different $\pi^+\pi^-$ production channel.

The A_{UT} signal increases with increasing $p_T^{\pi^+\pi^-}$.



A_{UT} as function of $M_{inv}^{\pi^+\pi^-}$ for highest $p_T^{\pi^+\pi^-}$ bin and $\eta^{\pi^+\pi^-} > 0$:

STAR's latest measurement of A_{UT} from 2017 exhibits a notably higher level of precision and is consistent with previous STAR measurement and theory prediction from SIDIS, e^+e^- data.



A_{UT} as function of $p_T^{\pi^+\pi^-}$ in different $M_{inv}^{\pi^+\pi^-}$ bins.

A_{UT} increases linearly with $p_T^{\pi^+\pi^-}$.

Stronger rise in A_{UT} around ρ mass region.

