

Elliptic flow of strange and multi-strange hadrons in isobar collisions at $\sqrt{s_{\text{NN}}} = 200$ GeV at RHIC

Priyanshi Sinha^{1,*} (for the STAR Collaboration)

¹Indian Institute of Science Education and Research (IISER) Tirupati, India

Abstract. We report the elliptic flow (v_2) of K_s^0 , Λ , $\bar{\Lambda}$, ϕ , Ξ^- , and $\bar{\Xi}^+$ at mid-rapidity for Ru+Ru and Zr+Zr collisions at $\sqrt{s_{\text{NN}}} = 200$ GeV. The transverse momentum (p_T) and centrality dependence of v_2 have been studied. The number of constituent quark (NCQ) scaling for all the (multi-)strange hadrons has also been tested. The dependence in the ratio of average v_2 ($\langle v_2 \rangle$) on centrality shows a deviation from unity indicating a difference in nuclear structure and deformation between the isobars. The results show a systematic size dependence when compared to Cu+Cu, Au+Au, and U+U collisions at similar beam energies.

1 Introduction

A dedicated isobar collision run of $^{96}_{44}\text{Ru}+^{96}_{44}\text{Ru}$ and $^{96}_{40}\text{Zr}+^{96}_{40}\text{Zr}$ at $\sqrt{s_{\text{NN}}} = 200$ GeV was successfully carried out at RHIC in 2018 to measure the charge separation along the magnetic field, called the Chiral Magnetic Effect (CME) [1]. These collisions are considered to be an effective way to minimize the flow-driven background contribution in search for the possibly small CME signal [2, 3]. The recent studies also show probing of nuclear structures via v_2 ratios as well as the v_2 - $[p_T]$ correlations in isobar collisions [4, 5]. The deformation parameters are different between the two species and flow measurements are highly sensitive to them. Strange and multi-strange hadrons have a small hadronic cross-section compared to light hadrons, making their elliptic flow an excellent probe for understanding the initial state anisotropies of these isobar collisions.

2 Analysis details

In these proceedings, we report strange and multi-strange hadron v_2 in Ru+Ru and Zr+Zr collisions at $\sqrt{s_{\text{NN}}} = 200$ GeV using the data collected by the STAR experiment. A total of nearly 650M events have been analysed for both the isobar collisions. ϕ -mesons have been reconstructed using the invariant mass technique through its hadronic decay channel: $\phi \rightarrow K^+ K^-$ ($48.9 \pm 0.5\%$) in midrapidity $|y| < 0.5$ [6]. Event mixing technique is used for combinatorial background estimation. The weakly decaying neutral strange particles K_s^0 and $\Lambda(\bar{\Lambda})$ are reconstructed using invariant mass technique and their weak-decay (V0) topology through the decay channel: $K_s^0 \rightarrow \pi^+ + \pi^-$ ($69.20 \pm 0.05\%$) and $\Lambda \rightarrow p + \pi^-$ ($63.9 \pm 0.5\%$), respectively [6, 7]. The multi-strange particle $\Xi^- (\bar{\Xi}^+)$ decays into a charged daughter and

*e-mail: priyanshisinha@students.iisertirupati.ac.in

a neutral V0 particle (Λ), which in turn decays into two charged particles. Their reconstruction involves finding two secondary vertices and the various topological selections. The combinatorial background for the weakly decaying particles is constructed using rotational background method [8]. The η -sub event plane method with an η gap of 0.1 has been used to calculate v_2 of these (multi-)strange hadrons [7]. The maximum EP resolution of nearly 48% is achieved for both the collision systems.

3 Results

The left panels of Figs. 1 and 2 show the v_2 of strange and multi-strange hadrons as a function of p_T for minimum bias Ru+Ru and Zr+Zr collisions at $\sqrt{s_{NN}} = 200$ GeV, respectively. An approximate mass ordering at low p_T and a baryon-meson splitting at intermediate p_T have been observed. All particles and anti-particles tend to follow the number of constituent quark (NCQ) scaling within 10% shown in the right panel of Fig. 1 and 2, indicating the partonic collectivity as well as domination of quark coalescence mechanism during hadronization at intermediate p_T -region. A clear centrality dependence of v_2 has been observed for K_s^0 , Λ

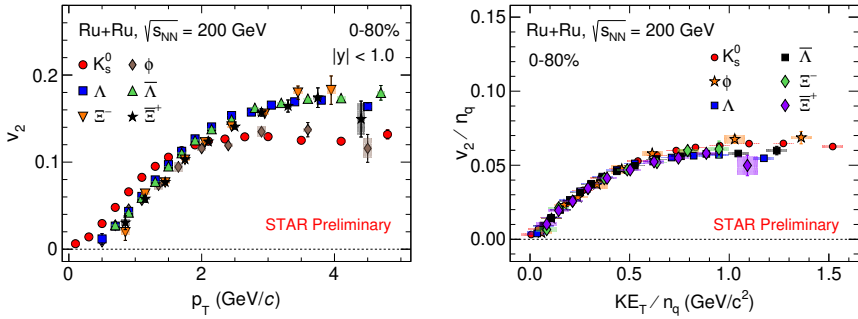


Figure 1. Left panel: v_2 as a function of p_T of (multi-)strange hadrons; Right panel: NCQ-scaled v_2 as a function of transverse kinetic energy for Ru+Ru collisions at $\sqrt{s_{NN}} = 200$ GeV. The vertical lines and shaded boxes denote statistical and systematic uncertainties, respectively.

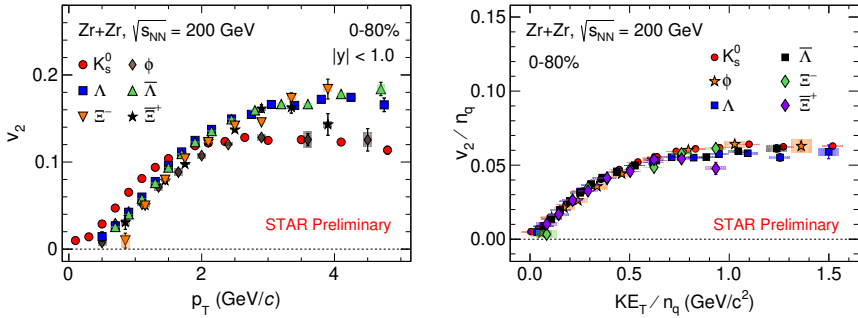


Figure 2. Left panel: v_2 as a function of p_T of strange hadrons; Right panel: NCQ-scaled v_2 as a function of transverse kinetic energy for Zr+Zr collisions at $\sqrt{s_{NN}} = 200$ GeV. The vertical lines and shaded boxes denote statistical and systematic uncertainties, respectively.

and Ξ^- as shown in Fig. 3 for the isobar collision systems. We also study the p_T -integrated v_2 for strange hadrons as a function of the collision centrality in the isobar collisions as shown in Fig. 4. The ratios of v_2 between the two isobar collisions for K_s^0 , Λ , and $\bar{\Lambda}$ are

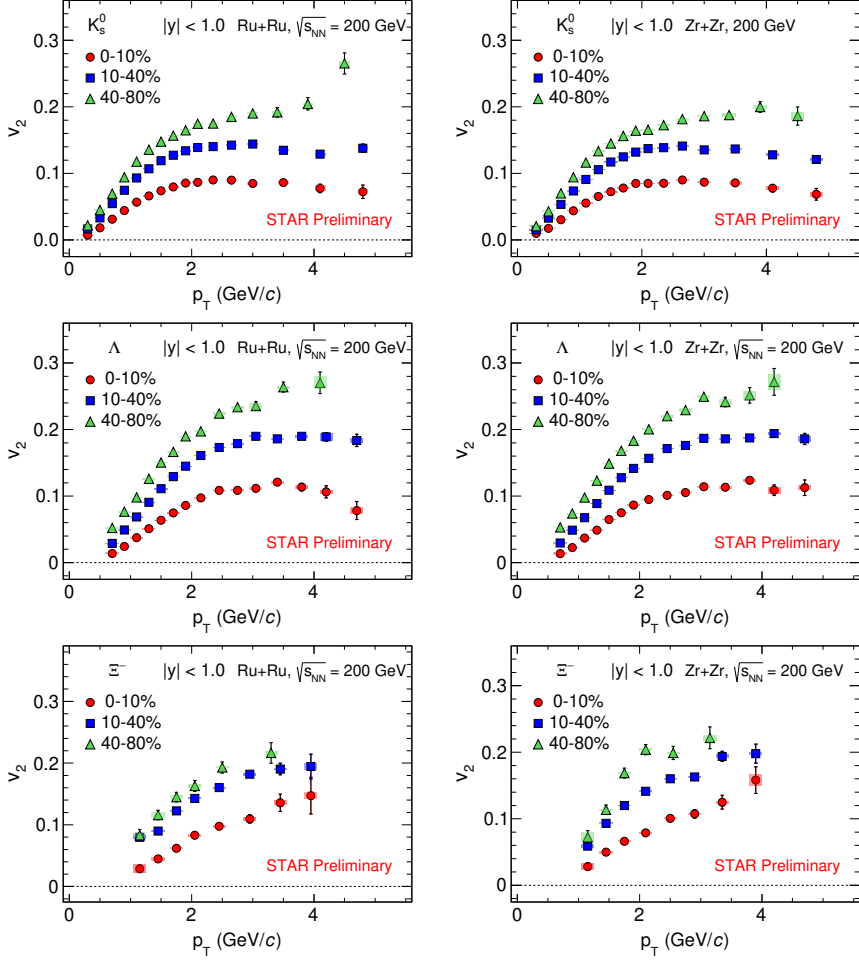


Figure 3. Left panel: Centrality dependence of v_2 of Λ as a function of p_T in Ru+Ru collisions; Right Panel: Same for Zr+Zr collisions at $\sqrt{s_{NN}} = 200$ GeV. The vertical lines and shaded boxes denote statistical and systematic uncertainties, respectively.

comparable with charged hadron data and show a deviation of nearly 2% from unity in mid-central collisions, indicating a difference in nuclear structure and shape [1]. We studied the system size evolution of v_2 by comparing the minimum bias $^{63}\text{Cu}+^{63}\text{Cu}$, $^{96}\text{Ru}+^{96}\text{Ru}$, $^{96}\text{Zr}+^{96}\text{Zr}$, $^{197}\text{Au}+^{197}\text{Au}$ collisions at $\sqrt{s_{NN}} = 200$ GeV, and $^{238}\text{U}+^{238}\text{U}$ collisions at $\sqrt{s_{NN}} = 193$ GeV [9–11]. Figure 5 shows an approximate system size dependence of v_2 for $p_T > 1.8$ GeV/c, based on the nuclear size. v_2 in U+U and Au+Au is observed to be higher, whereas that in Cu+Cu is slightly lower than those in isobar collisions.

4 Summary

In summary, we have presented the elliptic flow of K_s^0 , Λ , $\bar{\Lambda}$, ϕ , Ξ^- , and $\bar{\Xi}^+$ in Ru+Ru and Zr+Zr collisions at $\sqrt{s_{NN}} = 200$ GeV. We observed a mass ordering at low p_T and a baryon-meson splitting at intermediate p_T in both isobar species. All the strange particles and anti-particles follow the NCQ scaling indicative of the partonic degrees of freedom and coalescence picture for hadronization. The p_T -integrated v_2 ratio of strange hadrons shows

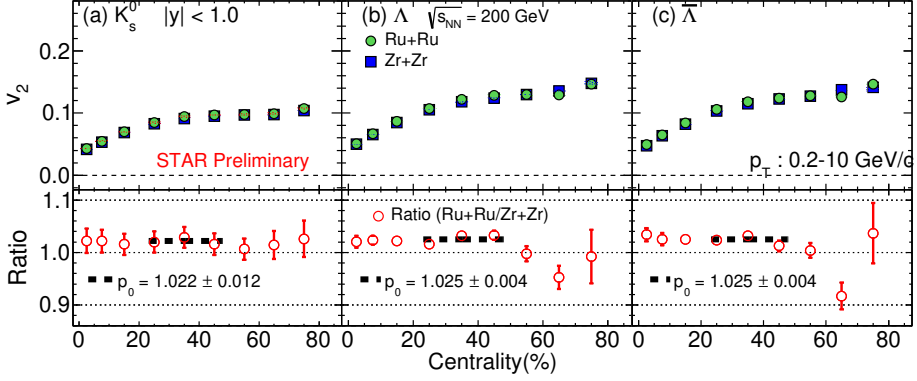


Figure 4. p_T -integrated v_2 as a function of centrality for K_s^0 , Λ , and $\bar{\Lambda}$ in Ru+Ru and Zr+Zr collisions at $\sqrt{s_{NN}} = 200$ GeV. The vertical lines on the ratio includes statistical and systematic uncertainties. The dotted lines denotes the fitting with a constant.

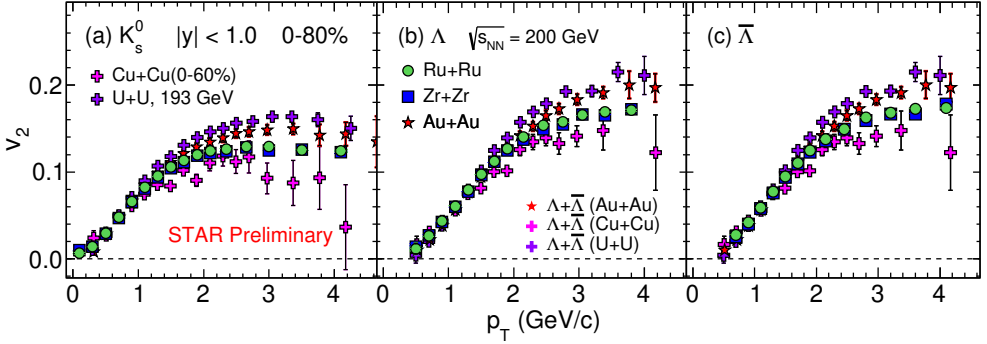


Figure 5. v_2 of strange hadrons in minimum bias Cu+Cu, Ru+Ru, Zr+Zr, Au+Au collisions at $\sqrt{s_{NN}} = 200$ GeV and U+U collisions at $\sqrt{s_{NN}} = 193$ GeV [9–11].

a deviation of about 2% from unity. We also observed a system size dependence of v_2 when comparing to different collision systems at similar beam energy. These measurements provide further constraint on the deformation and nuclear density difference in the two isobar nuclei.

References

- [1] M. S. Abdallah et. al. (STAR Collaboration), Phys. Rev. C **105**, 14901 (2022).
- [2] D. E. Kharzeev, Phys. Lett. B **633**, 260-264 (2006).
- [3] D. E. Kharzeev, J. Liao, Nature Rev. Phys. **3**, 55-63 (2021).
- [4] C. Zhang and J. Jia, Phys. Rev. Lett. **128**, 022301 (2022).
- [5] J. Jia, S. Huang, and C. Zhang, Phys. Rev. C **105**, 014906 (2022).
- [6] Particle Data Group, Chinese Phys. C **38**, 090001 (2014).
- [7] L. Adamczyk et. al. (STAR Collaboration), Phys. Rev. C **88**, 014902 (2013).
- [8] J. Adams et. al. (STAR Collaboration), Phys. Rev. Lett. **95**, 122301 (2005).
- [9] B. I. Abelev et al. (STAR Collaboration), Phys. Rev. C **81**, 044902 (2010).
- [10] B. I. Abelev et al. (STAR Collaboration), Phys. Rev. C **77**, 054901 (2008).
- [11] M. S. Abdallah et al. (STAR Collaboration), Phys. Rev. C **103**, 064907 (2021).