

STAR Measurement of Longitudinal Decorrelation of Elliptic Flow from Au+Au Collisions at $\sqrt{s_{NN}} = 200$ GeV

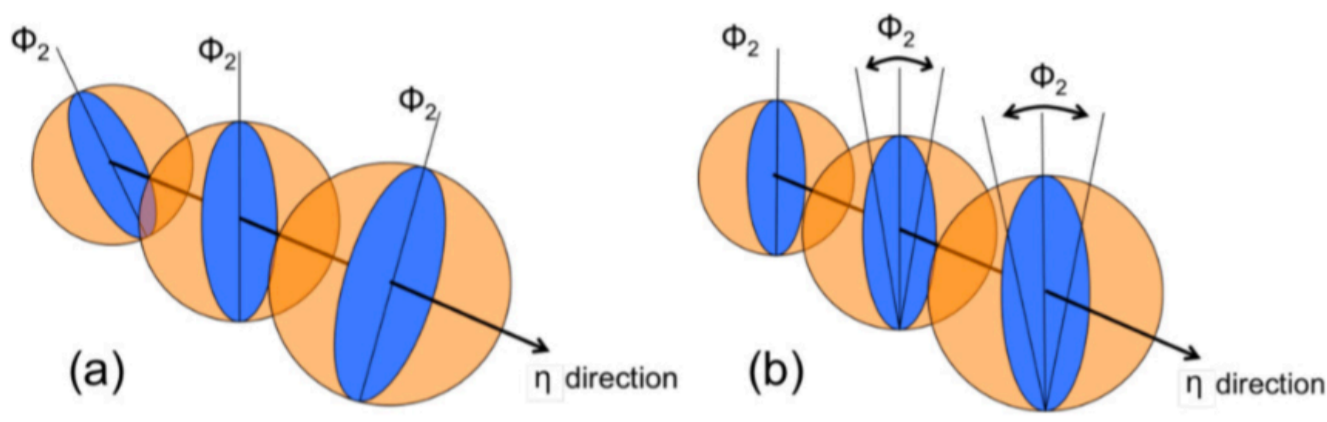
Zhiwan Xu (UCLA) for the STAR Collaboration

Abstract

Measurement of pseudorapidity dependence of local event plane correlations may reveal the possible existence of twist in participant matter density distribution, which provides a novel input in initial conditions of heavy-ion collisions. The factorization ratio, F_2 , has been extensively used to quantify this longitudinal decorrelation of elliptic flow. However, non-flow effects could also contribute to the r_2 value. In this poster, in order to distinguish these mechanisms, we explore the dependence of F_2 on the coverage of the event plane, p_T of particles of interest, and event shape as a function of centrality based on the STAR data of Au+Au collisions at 200 GeV. Observation of η , p_T and beam energy dependence implies possible non-flow contribution. An alternative observable T_2 , correlating the forward, backward and midrapidity event planes, will be carried out to further probe the genuine flow decorrelation. We also compare the STAR measurement with simulation from AMPT, where the model results seem to overpredict the magnitude of F_2 , presumably arising from the difference in the initial trial geometry.

Introduction

Flow Decorrelation



Flow evolution Set Up.

Fig 1. Two scenarios for the expansion of system: (a) systematic rotation; (b) random η dependence.

Conventional observable: Factorization ratio r_2 and F_2

- Hydrodynamic evolution
 - QGP matter produced in STAR Au+Au collisions exhibits behaviors a fluid
 - Study the evolution of collectivity [3]:
 - flow effect $\rightarrow v_2$
 - non-flow \rightarrow unrelated to reaction plane

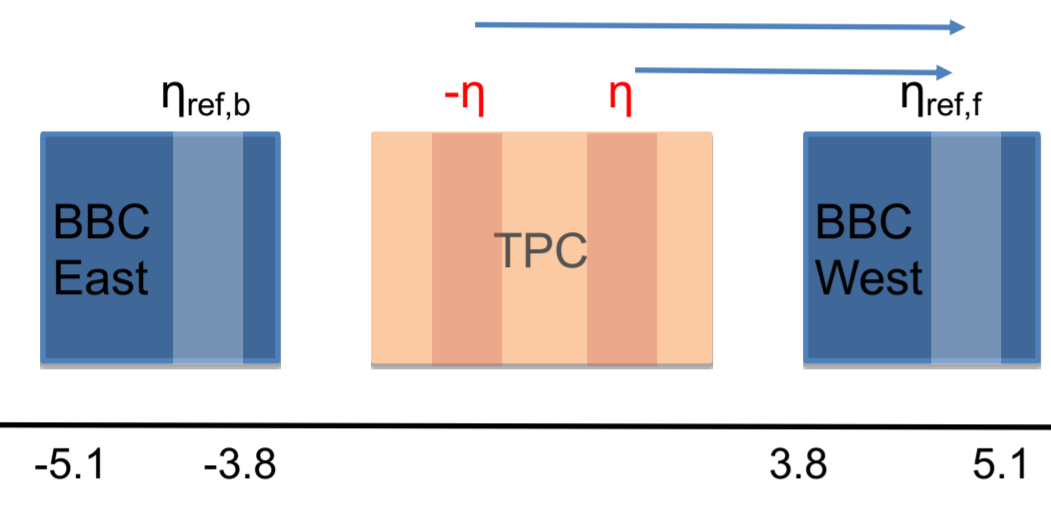
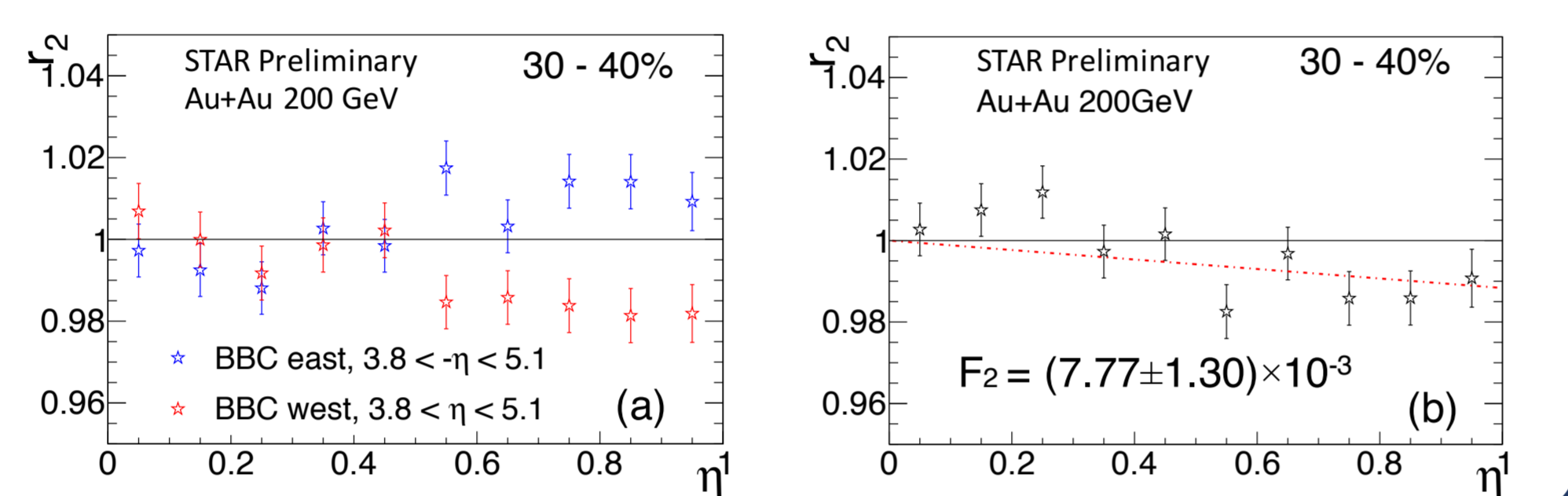


Fig 2. Illustration for F_2 calculation. The reference rapidity planes are obtained from BBC. Data from both bins are combined, as shown in the right (a),(b).



T_2 : New Observable of Twist

Global Twist

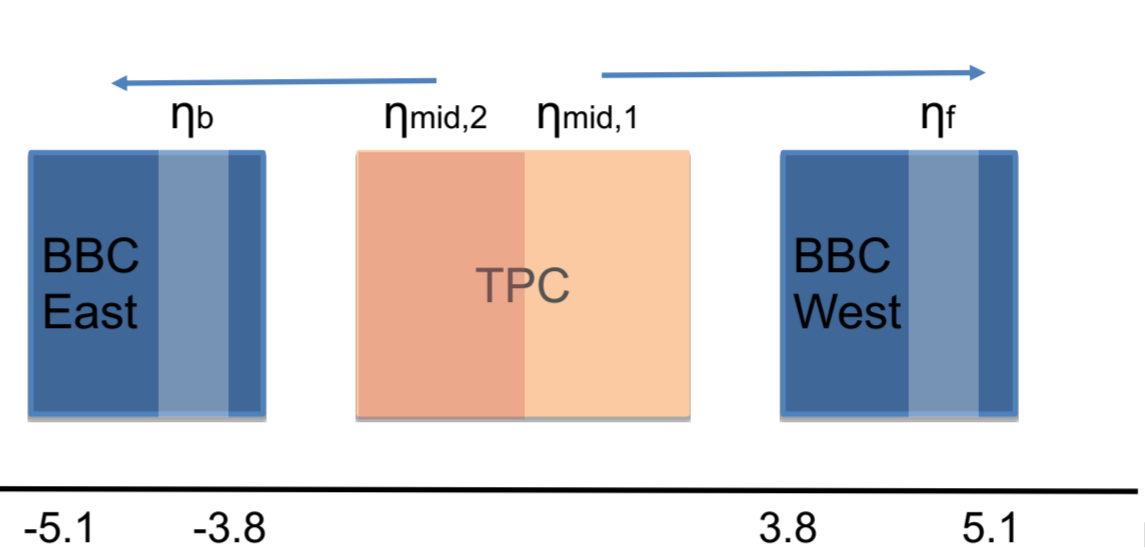


Fig 3. Illustration for T_2 calculation. Here the TPC tracks are randomly divided into two subevent planes to avoid cross terms in expansion.

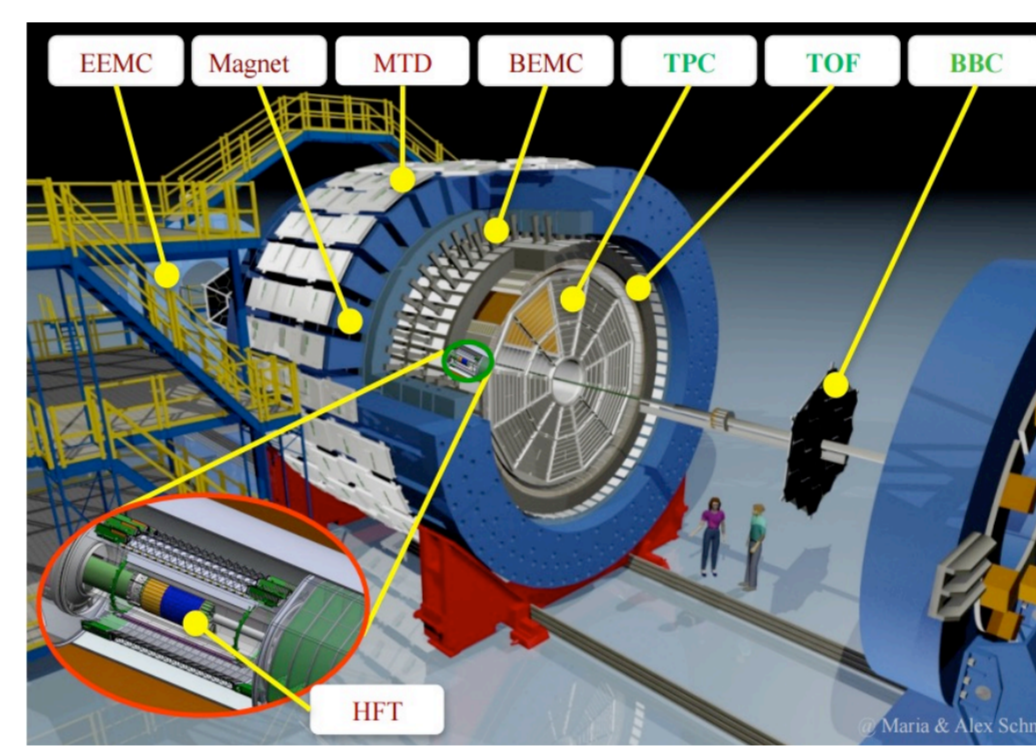
- Motivation: to suppress the non-flow effect
 - $v_2 \rightarrow$ involves $\cos 2\Delta\phi \sim 1$ at small angle
 - Instead, $T_2 \rightarrow \sin 2\Delta\phi \sim 0$

Alternatively, we have:

$$T_2 = \frac{\langle \sin 2(\Psi_f - \Psi_{m,1}) \sin 2(\Psi_b - \Psi_{m,2}) \rangle}{\langle \cos 2(\Psi_f - \Psi_{m,1}) \rangle \langle \cos 2(\Psi_b - \Psi_{m,2}) \rangle}$$

- TPC: randomly divided into two sub-event plane, mid-1,2
- BBC: forward and backward event planes
 - Negative \rightarrow decorrelation
 - Non-negative \rightarrow non-flow

The STAR Detector



Au+Au at $\sqrt{s_{NN}} = 200$ GeV from year 2011

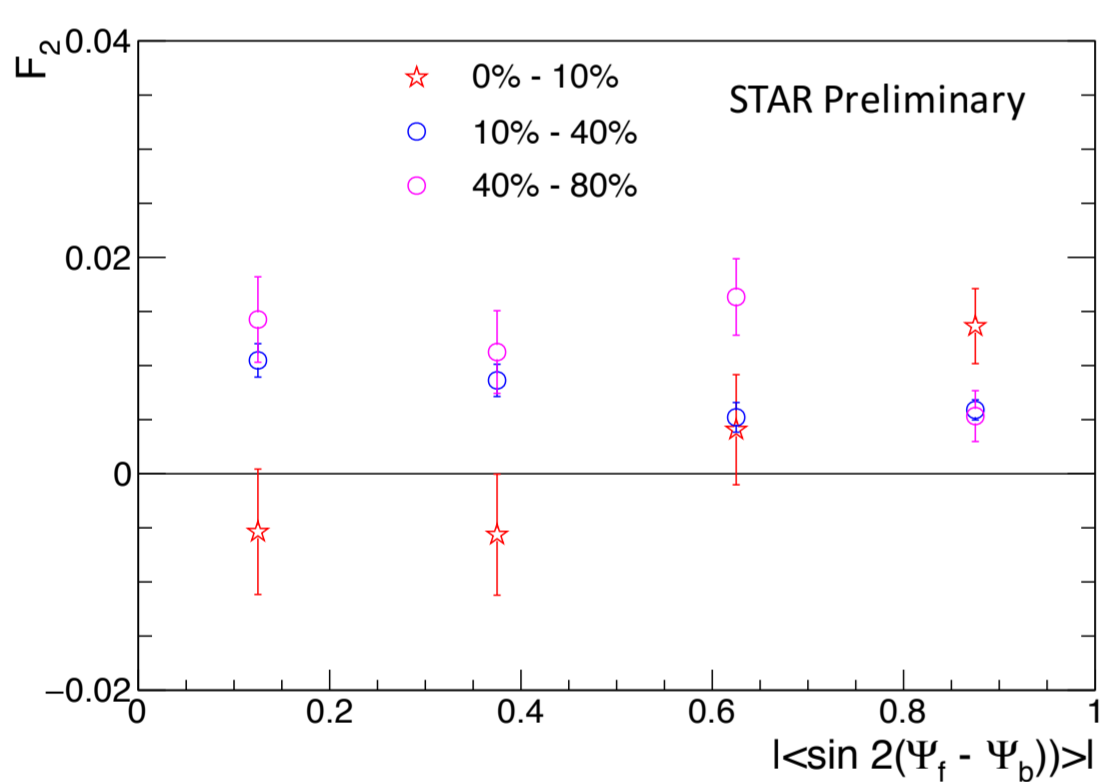
- TPC : particles of interest
 - $0.2 < p_T < 2.0$ GeV/c
 - TPC: $|\eta| < 1$
 - BBC: $3.8 < |\eta_{ref}| < 5.1$
 - $|V_z| < 30$ cm
 - DCA < 2 cm
- BBC: reference EP

Event Shape Engineering

Motivation: Check the sensibility of both methods @200 GeV

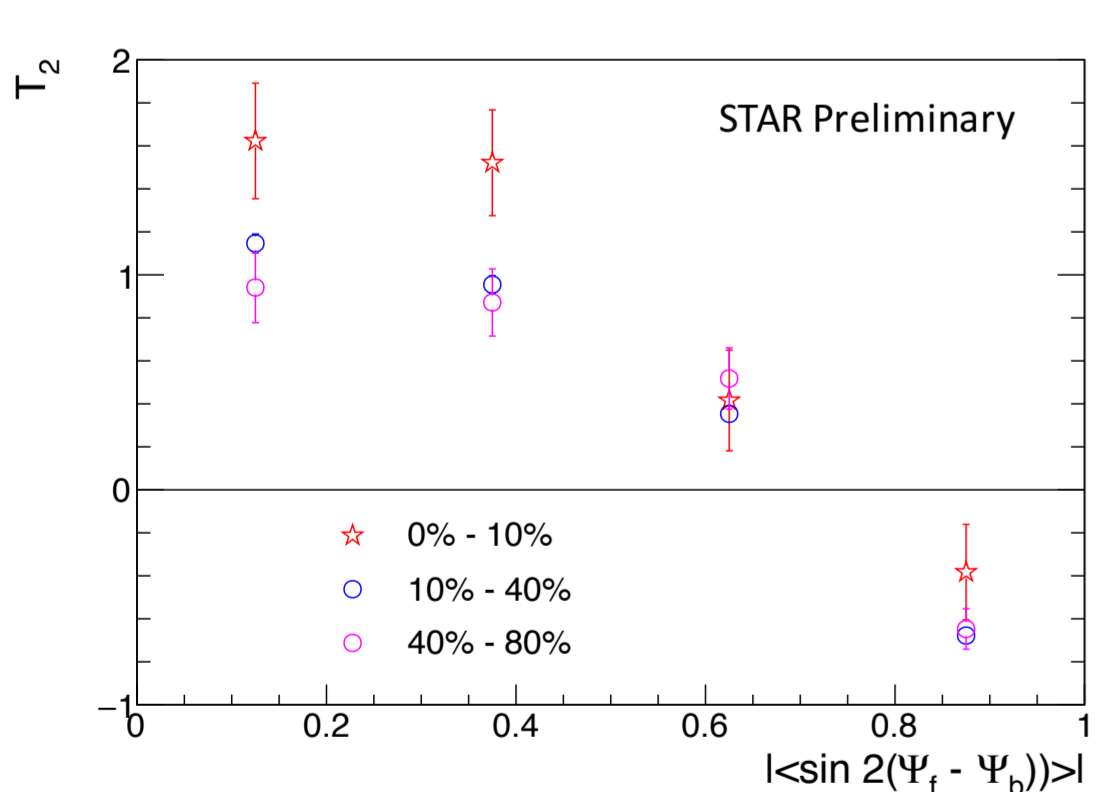
Divide $|\langle \sin 2(\Psi_f - \Psi_b) \rangle|$ into 4 bins:

- forward and backward EP are chosen from BBC
- larger signal are expected at [0.75, 1)



- F_2 signal is positive (+)
- Expect:
 - Increasing \rightarrow decorrelation
 - Uncorrelated \rightarrow non-flow
- Result:
 - In most case F_2 does not increase
 - Seems to fail this test
 - Not sensitive to twist picture
 - Non-flow contribution

Fig 4. Event Shape Engineering for F_2 at 200 GeV Au+Au collision. Straight lines are to guide eyes.



- T_2 signal is negative (-)
- Expect:
 - Decreasing \rightarrow decorrelation
 - Uncorrelated \rightarrow non-flow
- Result:
 - Decreasing trend
 - T_2 seems to be more sensitive to possible twist picture
 - More reliable than F_2 for suppressing non-flow

Fig 5. Event Shape Engineering results for T_2 at 200 GeV Au+Au collision. Same recipe as above.

Results at 200 GeV

First observable: Factorization ratio F_2

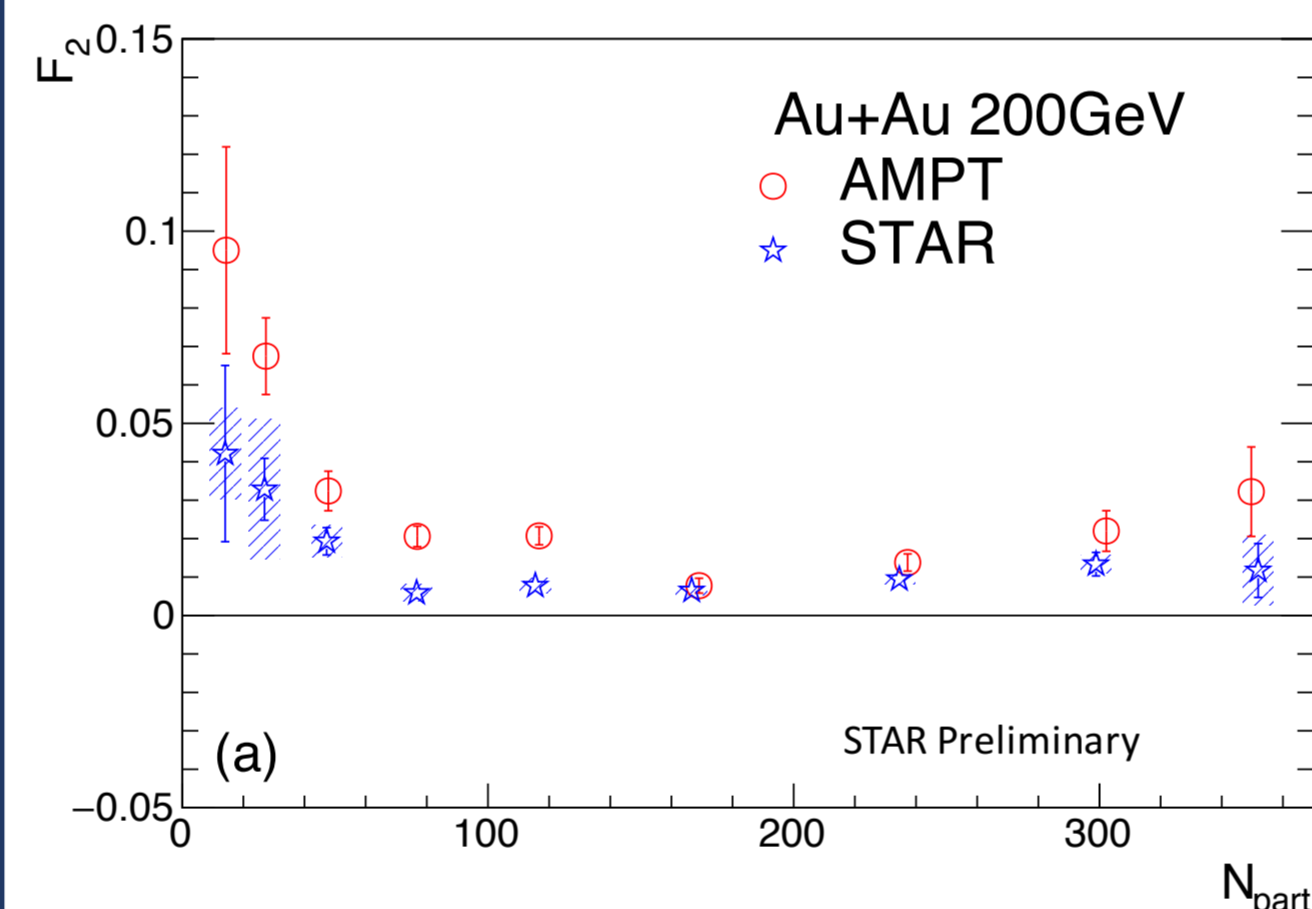
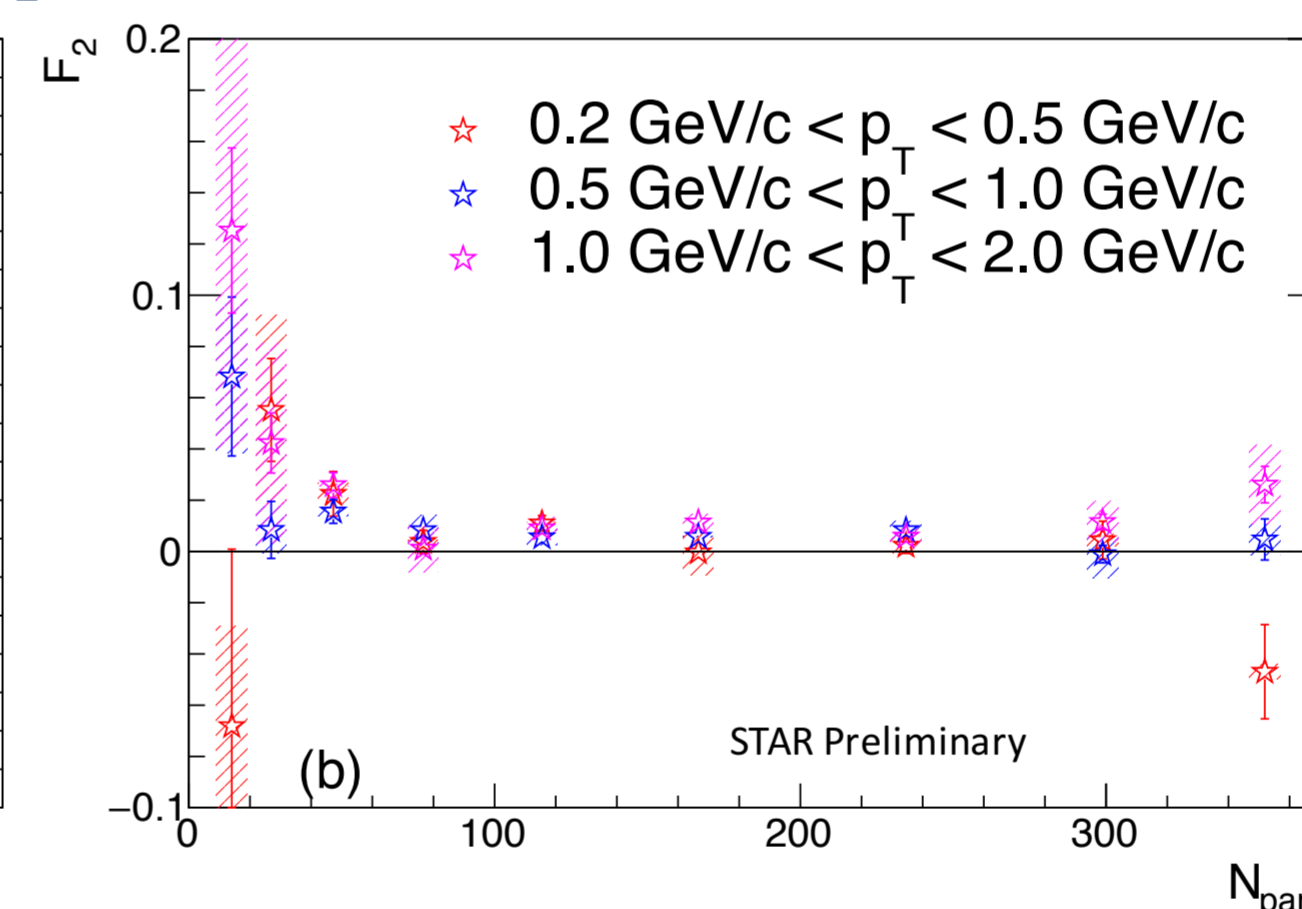


Fig 6. F_2 dependence on (a) centrality vs AMPT, (b) p_T and (c) η at 200 GeV Au+Au collision



- Results:
 - Data similar to AMPT.
 - Higher F_2 at larger p_T compared to lower p_T
 - Lower F_2 measured with inner ring (more forward) than outer.
- The role of non-flow need to be further studied

Second observable: Twist T_2

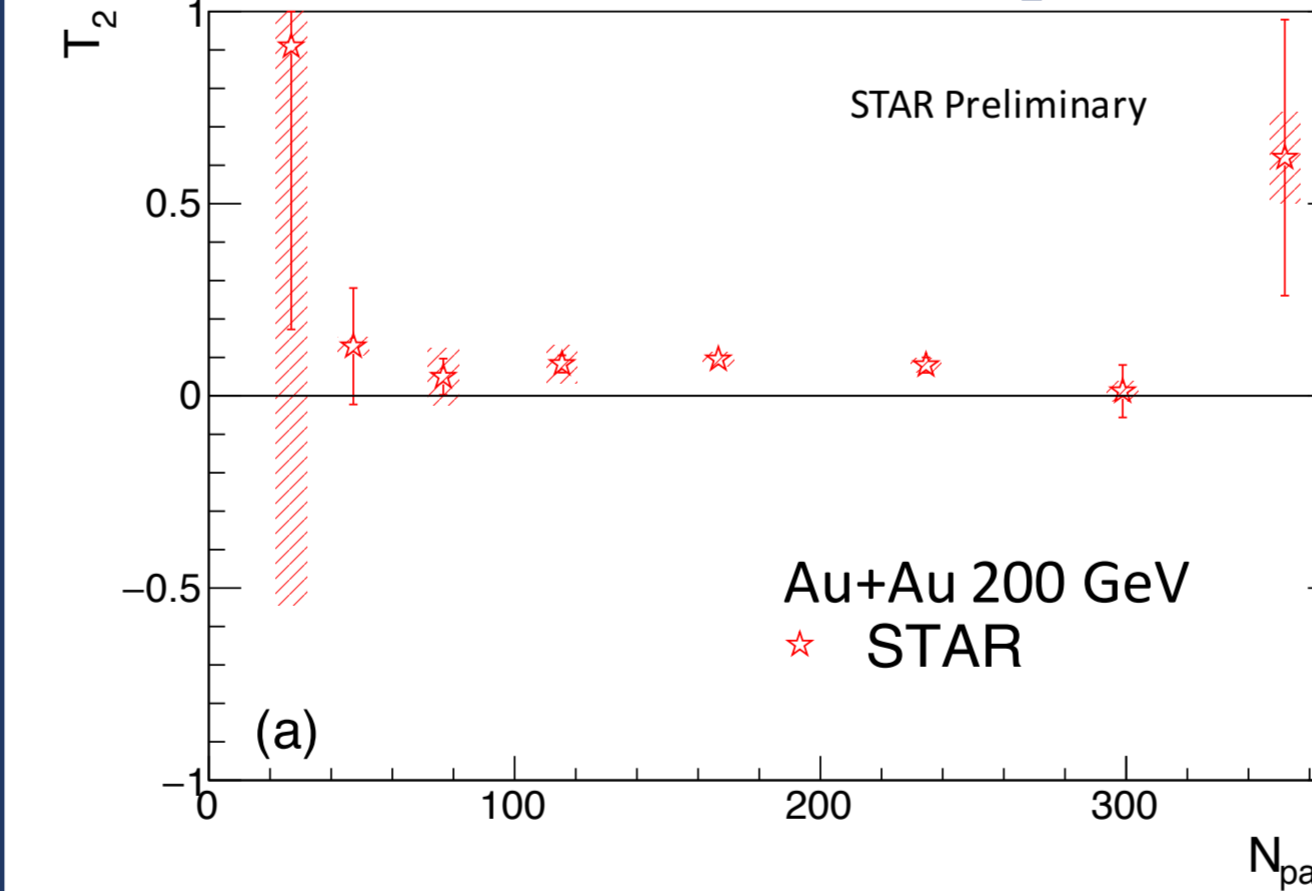
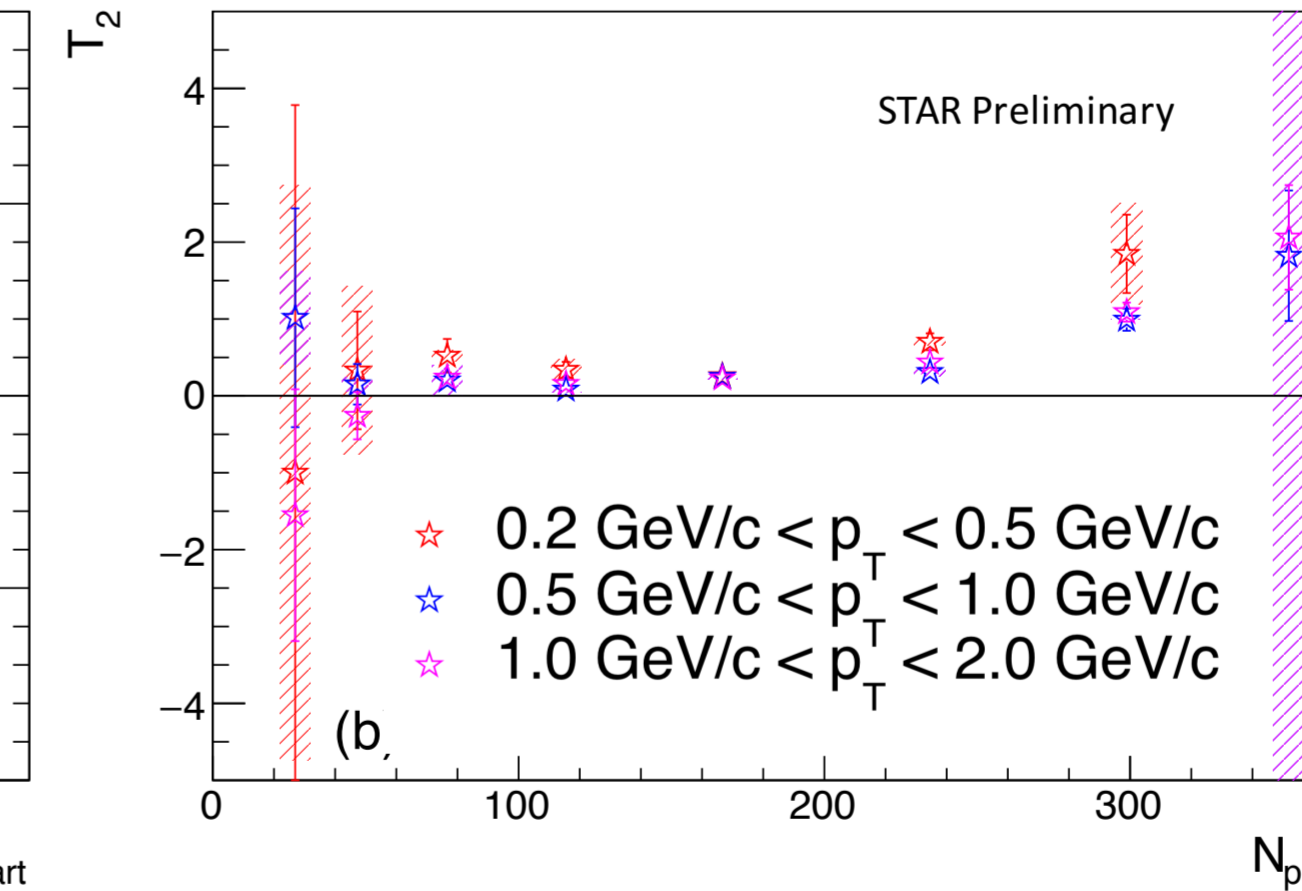


Fig 7. T_2 dependence on (a) centrality, (b) p_T and (c) η at 200 GeV Au+Au collision




- Results:
 - T_2 is above 0, except in peripheral collisions
 - Lower T_2 measured with inner ring (more forward) than outer
 - Needs to be negative to support a twist.
 - Positive values may indicate some further systematics.

Conclusions

- We employed a new observable T_2 to study the decorrelation of Au+Au collision at STAR, and compared it with the conventional factorization ratio F_2 at 200 GeV.
- F_2 and T_2 were studied using Event Shape Engineering technique to test their validity. F_2 in general is less sensitive than new observable T_2 against possible twist picture.
- Differential measurements of F_2 show possible non-flow effects. T_2 is either positive or consistent with zero, not supporting the twist picture.
- The transverse momentum and pseudorapidity dependence for both F_2 and T_2 are not quite clear, we may expect further investigation in the future.

In part supported by:



References

- Jia, Jiangyong, and Peng Huo. Method for Studying the Rapidity Fluctuation and de-Correlation of Harmonic Flow in Heavy-Ion Collisions. Physical Review C 90.3 (2014)
- V. Khachatryan et al. (CMS Collaboration), Evidence for transverse-momentum- and pseudorapidity-dependent event-plane fluctuations in PbPb and pPb collisions: Phys. Rev. C 92, 034911 (2015).
- P. Bozek et al, Torqued fireballs in relativistic heavy-ion collisions, Phys. Rev. C 83 (2011) 034911

Acknowledgements

This work is supported by the US Department of Energy under Grant No. DE-FG02-88ER40424.

