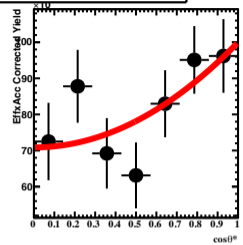
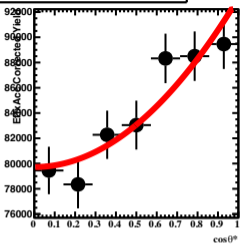


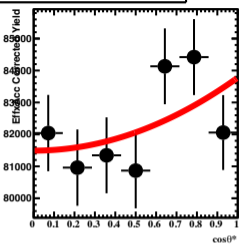
$-1.0 < y < -0.8, 1.0 < p_T < 2.0 \text{ GeV/c, Cent 40-80}$



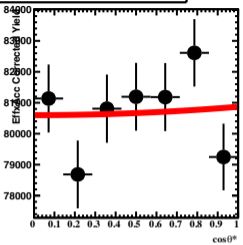
$-0.8 < y < -0.6, 1.0 < p_T < 2.0 \text{ GeV/c, Cent 40-80}$



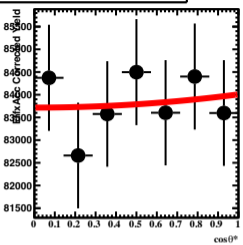
$-0.6 < y < -0.4, 1.0 < p_T < 2.0 \text{ GeV/c, Cent 40-80}$



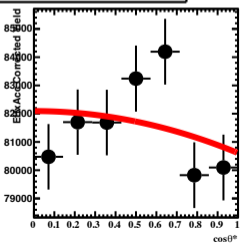
$-0.4 < y < -0.2, 1.0 < p_T < 2.0 \text{ GeV/c, Cent 40-80}$



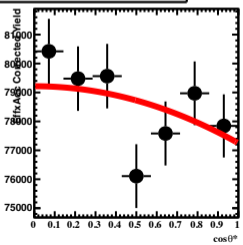
$-0.2 < y < 0.0, 1.0 < p_T < 2.0 \text{ GeV/c, Cent 40-80}$



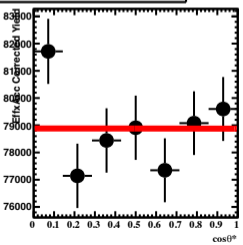
$0.0 < y < 0.2, 1.0 < p_T < 2.0 \text{ GeV/c, Cent 40-80}$



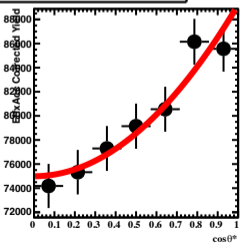
$0.2 < y < 0.4, 1.0 < p_T < 2.0 \text{ GeV/c, Cent 40-80}$



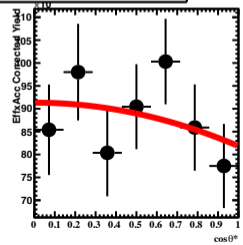
$0.4 < y < 0.6, 1.0 < p_T < 2.0 \text{ GeV/c, Cent 40-80}$



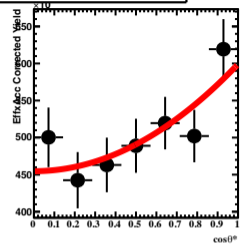
$0.6 < y < 0.8, 1.0 < p_T < 2.0 \text{ GeV/c, Cent 40-80}$



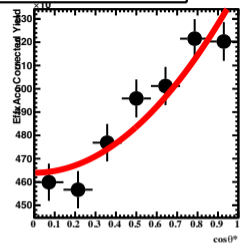
$0.8 < y < 1.0, 1.0 < p_T < 2.0 \text{ GeV/c, Cent 40-80}$



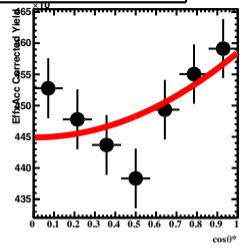
$-1.0 < y < -0.8, 1.0 < p_T < 2.0 \text{ GeV/c, Cent 10-40}$



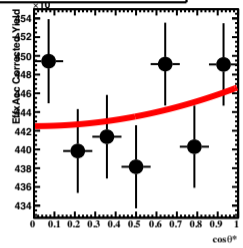
$-0.8 < y < -0.6, 1.0 < p_T < 2.0 \text{ GeV/c, Cent 10-40}$



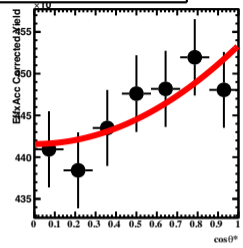
$-0.6 < y < -0.4, 1.0 < p_T < 2.0 \text{ GeV/c, Cent 10-40}$



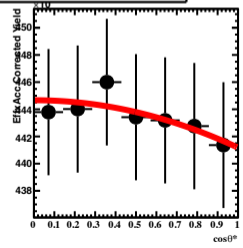
$-0.4 < y < -0.2, 1.0 < p_T < 2.0 \text{ GeV/c, Cent 10-40}$



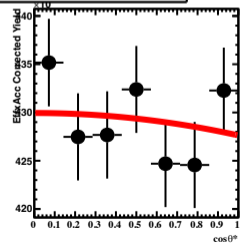
$-0.2 < y < 0.0, 1.0 < p_T < 2.0 \text{ GeV/c, Cent 10-40}$



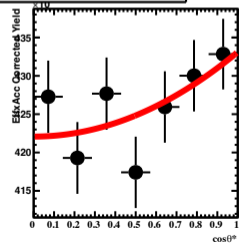
$0.0 < y < 0.2, 1.0 < p_T < 2.0 \text{ GeV/c, Cent 10-40}$



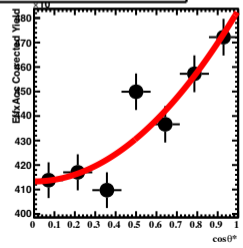
$0.2 < y < 0.4, 1.0 < p_T < 2.0 \text{ GeV/c, Cent 10-40}$



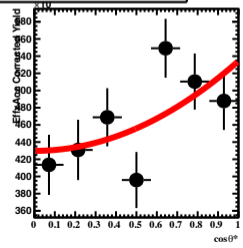
$0.4 < y < 0.6, 1.0 < p_T < 2.0 \text{ GeV/c, Cent 10-40}$



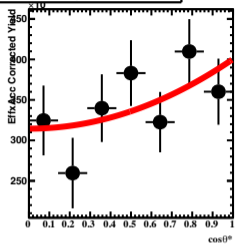
$0.6 < y < 0.8, 1.0 < p_T < 2.0 \text{ GeV/c, Cent 10-40}$



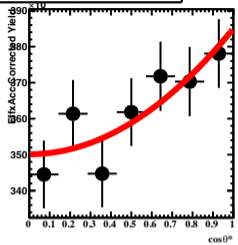
$0.8 < y < 1.0, 1.0 < p_T < 2.0 \text{ GeV/c, Cent 10-40}$



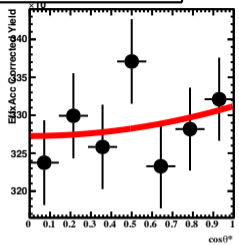
$-1.0 < y < -0.8, 1.0 < p_T < 2.0 \text{ GeV/c, Cent 0-10}$



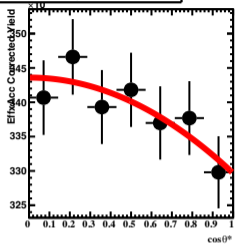
$-0.8 < y < -0.6, 1.0 < p_T < 2.0 \text{ GeV/c, Cent 0-10}$



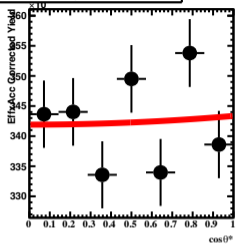
$-0.6 < y < -0.4, 1.0 < p_T < 2.0 \text{ GeV/c, Cent 0-10}$



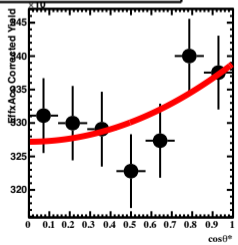
$-0.4 < y < -0.2, 1.0 < p_T < 2.0 \text{ GeV/c, Cent 0-10}$



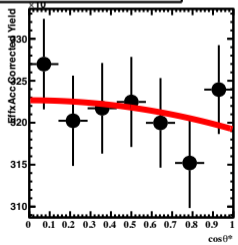
$-0.2 < y < 0.0, 1.0 < p_T < 2.0 \text{ GeV/c, Cent 0-10}$



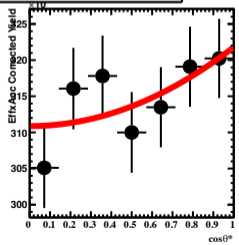
$0.0 < y < 0.2, 1.0 < p_T < 2.0 \text{ GeV/c, Cent 0-10}$



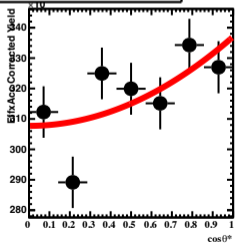
$0.2 < y < 0.4, 1.0 < p_T < 2.0 \text{ GeV/c, Cent 0-10}$



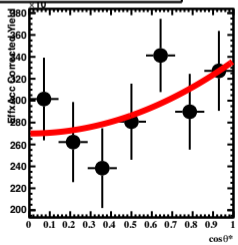
$0.4 < y < 0.6, 1.0 < p_T < 2.0 \text{ GeV/c, Cent 0-10}$



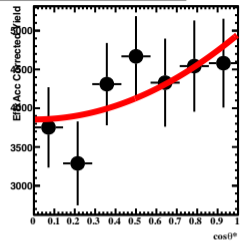
$0.6 < y < 0.8, 1.0 < p_T < 2.0 \text{ GeV/c, Cent 0-10}$



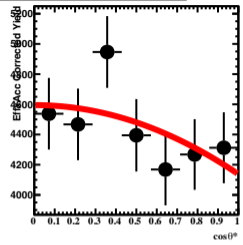
$0.8 < y < 1.0, 1.0 < p_T < 2.0 \text{ GeV/c, Cent 0-10}$



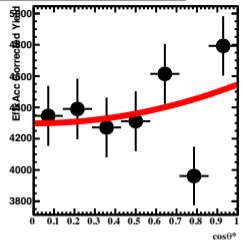
$-1.0 < y < -0.8, 2.0 < p_T < 5.0 \text{ GeV/c, Cent 40-80}$



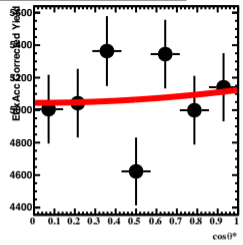
$-0.8 < y < -0.6, 2.0 < p_T < 5.0 \text{ GeV/c, Cent 40-80}$



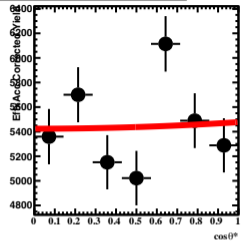
$-0.6 < y < -0.4, 2.0 < p_T < 5.0 \text{ GeV/c, Cent 40-80}$



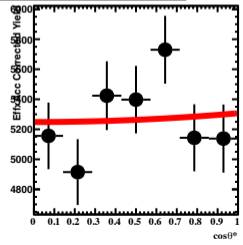
$-0.4 < y < -0.2, 2.0 < p_T < 5.0 \text{ GeV/c, Cent 40-80}$



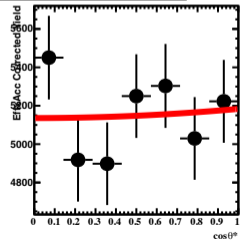
$-0.2 < y < 0.0, 2.0 < p_T < 5.0 \text{ GeV/c, Cent 40-80}$



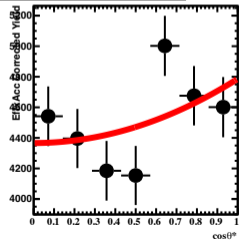
$0.0 < y < 0.2, 2.0 < p_T < 5.0 \text{ GeV/c, Cent 40-80}$



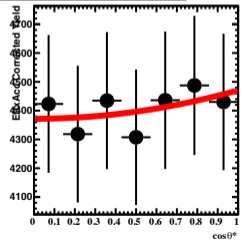
$0.2 < y < 0.4, 2.0 < p_T < 5.0 \text{ GeV/c, Cent 40-80}$



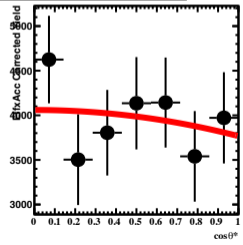
$0.4 < y < 0.6, 2.0 < p_T < 5.0 \text{ GeV/c, Cent 40-80}$



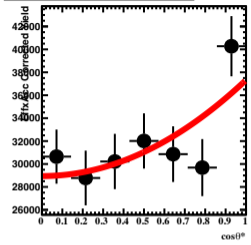
$0.6 < y < 0.8, 2.0 < p_T < 5.0 \text{ GeV/c, Cent 40-80}$



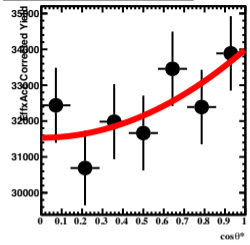
$0.8 < y < 1.0, 2.0 < p_T < 5.0 \text{ GeV/c, Cent 40-80}$



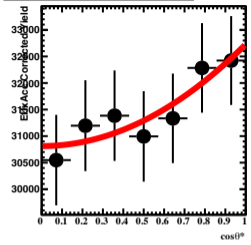
-1.0<y<-0.8,2.0<p<sub>T</sub><5.0GeV/c,Cent 10-40



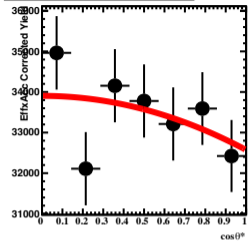
-0.8<y<-0.6,2.0<p<sub>T</sub><5.0GeV/c,Cent 10-40



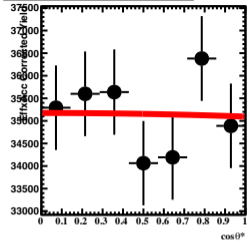
-0.6<y<-0.4,2.0<p<sub>T</sub><5.0GeV/c,Cent 10-40



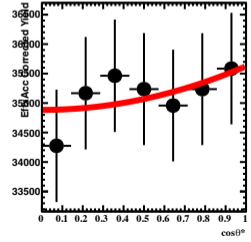
-0.4<y<-0.2,2.0<p<sub>T</sub><5.0GeV/c,Cent 10-40



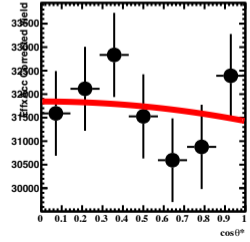
-0.2<y<0.0,2.0<p<sub>T</sub><5.0GeV/c,Cent 10-40



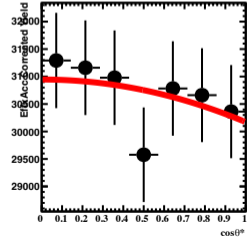
0.0<y<0.2,2.0<p<sub>T</sub><5.0GeV/c,Cent 10-40



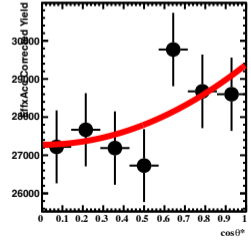
0.2<y<0.4,2.0<p<sub>T</sub><5.0GeV/c,Cent 10-40



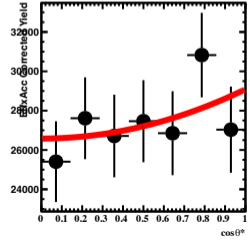
0.4<y<0.6,2.0<p<sub>T</sub><5.0GeV/c,Cent 10-40

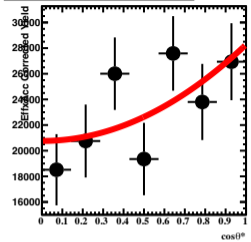
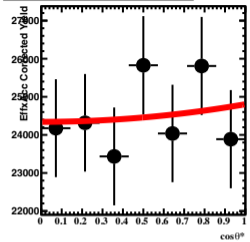
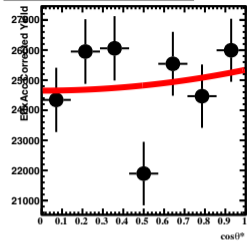
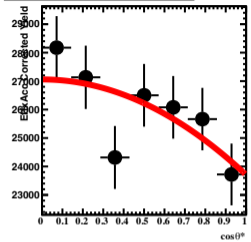
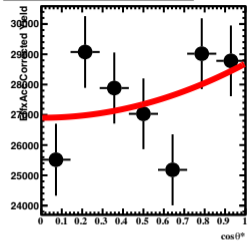
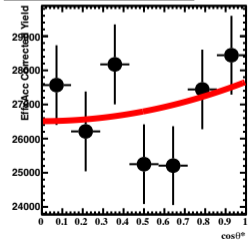
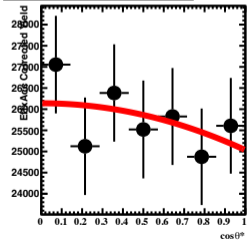
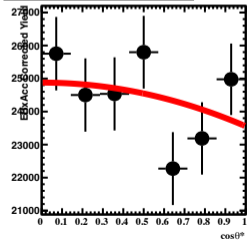
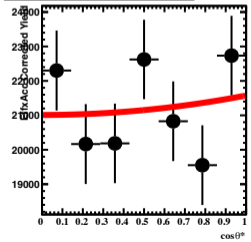


0.6<y<0.8,2.0<p<sub>T</sub><5.0GeV/c,Cent 10-40



0.8<y<1.0,2.0<p<sub>T</sub><5.0GeV/c,Cent 10-40



$-1.0 < y < -0.8, 2.0 < p_T < 5.0 \text{ GeV}/c, \text{Cent } 0-10$  $-0.8 < y < -0.6, 2.0 < p_T < 5.0 \text{ GeV}/c, \text{Cent } 0-10$  $-0.6 < y < -0.4, 2.0 < p_T < 5.0 \text{ GeV}/c, \text{Cent } 0-10$  $-0.4 < y < -0.2, 2.0 < p_T < 5.0 \text{ GeV}/c, \text{Cent } 0-10$  $-0.2 < y < 0.0, 2.0 < p_T < 5.0 \text{ GeV}/c, \text{Cent } 0-10$  $0.0 < y < 0.2, 2.0 < p_T < 5.0 \text{ GeV}/c, \text{Cent } 0-10$  $0.2 < y < 0.4, 2.0 < p_T < 5.0 \text{ GeV}/c, \text{Cent } 0-10$  $0.4 < y < 0.6, 2.0 < p_T < 5.0 \text{ GeV}/c, \text{Cent } 0-10$  $0.6 < y < 0.8, 2.0 < p_T < 5.0 \text{ GeV}/c, \text{Cent } 0-10$  $0.8 < y < 1.0, 2.0 < p_T < 5.0 \text{ GeV}/c, \text{Cent } 0-10$ 