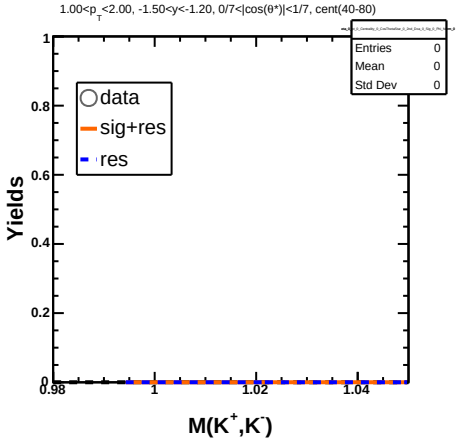
1.00<p_T<2.00, -1.50<y<-1.20, 0/7<|cos(θ*)|<1/7, cent(40-80)
Entries 0
Mean 0
Std Dev 0
data
sig+res
res
Yields
M(K+,K-)

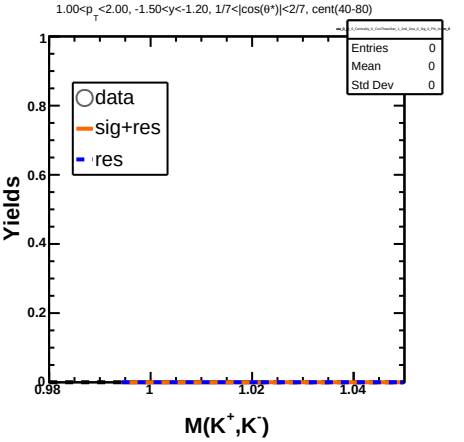
1.00<p_T<2.00, -1.50<y<-1.20, 1/7<|cos(θ*)|<2/7, cent(40-80)
Entries 0
Mean 0
Std Dev 0
data
sig+res
res
Yields
M(K+,K-)

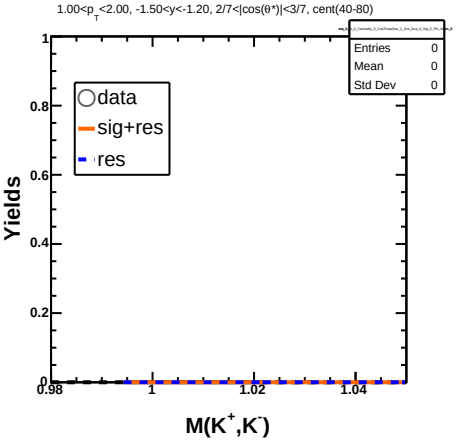
1.00<p_T<2.00, -1.50<y<-1.20, 2/7<|cos(θ*)|<3/7, cent(40-80)
Entries 0
Mean 0
Std Dev 0
data
sig+res
res
Yields
M(K+,K-)

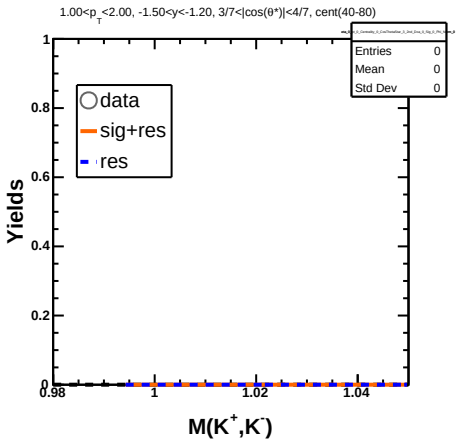
1.00<p_T<2.00, -1.50<y<-1.20, 3/7<|cos(θ*)|<4/7, cent(40-80)
Entries 0
Mean 0
Std Dev 0
data
sig+res
res
Yields
M(K+,K-)

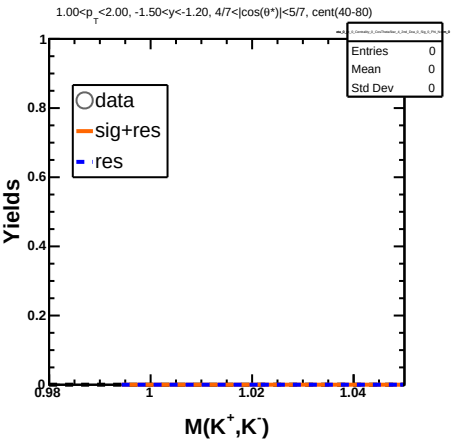
1.00<p_T<2.00, -1.50<y<-1.20, 4/7<|cos(θ*)|<5/7, cent(40-80)
Entries 0
Mean 0
Std Dev 0
data
sig+res
res
Yields
M(K+,K-)

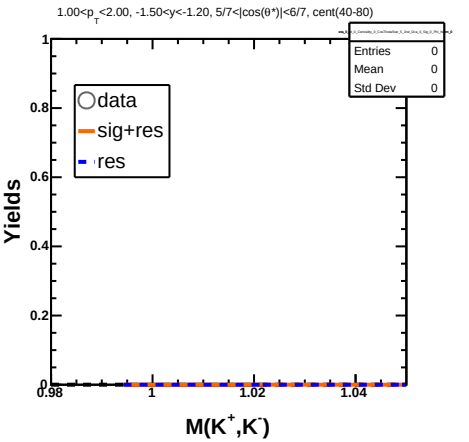
1.00<p_T<2.00, -1.50<y<-1.20, 5/7<|cos(θ*)|<6/7, cent(40-80)
Entries 0
Mean 0
Std Dev 0
data
sig+res
res
Yields
M(K+,K-)

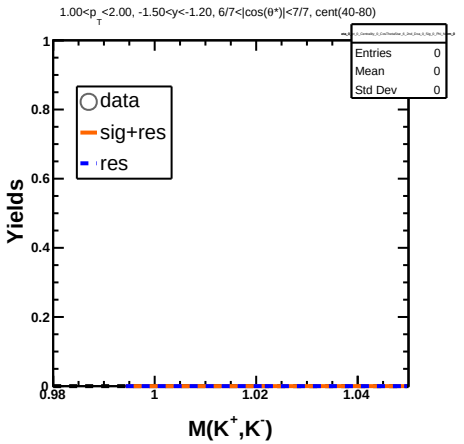
1.00<p_T<2.00, -1.50<y<-1.20, 6/7<|cos(θ*)|<7/7, cent(40-80)
Entries 0
Mean 0
Std Dev 0
data
sig+res
res
Yields
M(K+,K-)

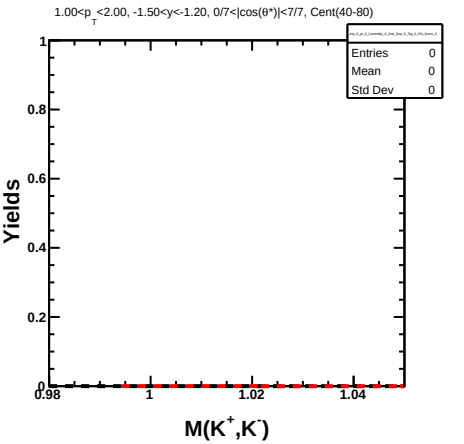
1.00<p_T<2.00, -1.50<y<-1.20, 0/7<|cos(θ*)|<7/7, Cent(40-80)
Entries 0
Mean 0
Std Dev 0
Yields
M(K+,K-)

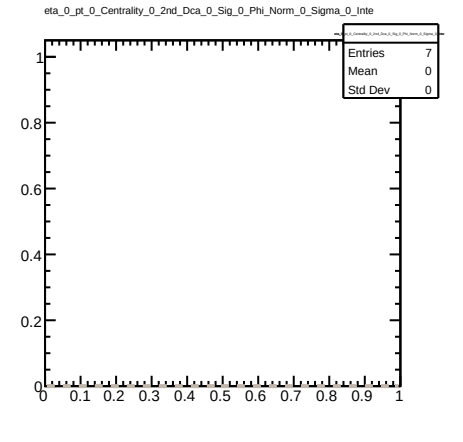
eta_0_pt_0_Centrality_0_2nd_Dca_0_Sig_0_Phi_Norm_0_Sigma_0_Inte
Entries 7
Mean 0
Std Dev 0

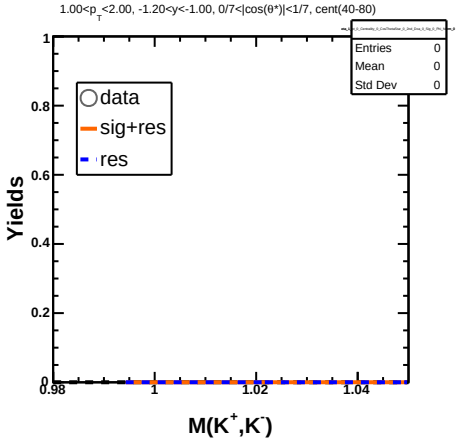
1.00<p_T<2.00, -1.20<y<-1.00, 0/7<|cos(θ*)|<1/7, cent(40-80)
Entries 0
Mean 0
Std Dev 0
data
sig+res
res
Yields
M(K+,K-)

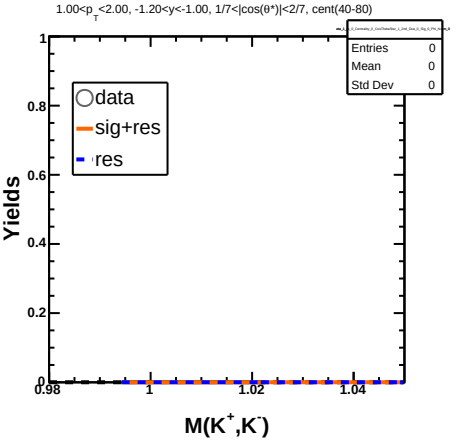
1.00<p_T<2.00, -1.20<y<-1.00, 1/7<|cos(θ*)|<2/7, cent(40-80)
Entries 0
Mean 0
Std Dev 0
data
sig+res
res
Yields
M(K+,K-)

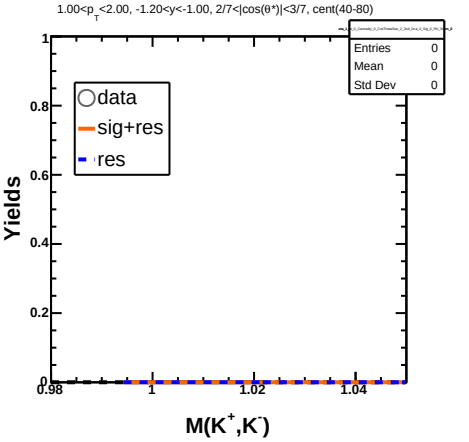
1.00<p_T<2.00, -1.20<y<-1.00, 2/7<|cos(θ*)|<3/7, cent(40-80)
Entries 0
Mean 0
Std Dev 0
data
sig+res
res
Yields
M(K+,K-)

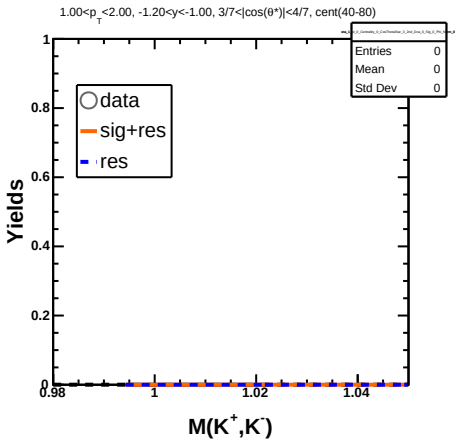
1.00<p_T<2.00, -1.20<y<-1.00, 3/7<|cos(θ*)|<4/7, cent(40-80)
Entries 0
Mean 0
Std Dev 0
data
sig+res
res
Yields
M(K+,K-)

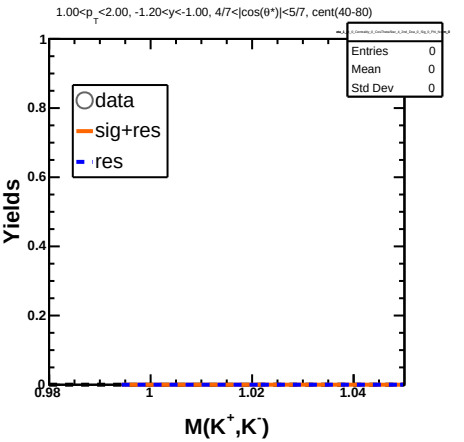
1.00<p_T<2.00, -1.20<y<-1.00, 4/7<|cos(θ*)|<5/7, cent(40-80)
Entries 0
Mean 0
Std Dev 0
data
sig+res
res
Yields
M(K+,K-)

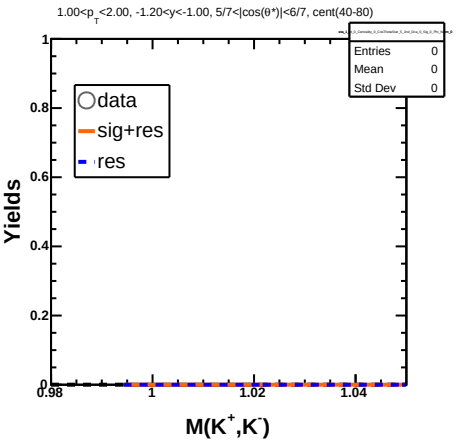
1.00<p_T<2.00, -1.20<y<-1.00, 5/7<|cos(θ*)|<6/7, cent(40-80)
Entries 0
Mean 0
Std Dev 0
data
sig+res
res
Yields
M(K+,K-)

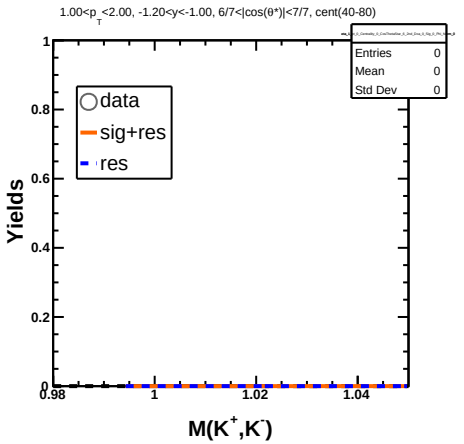
1.00<p_T<2.00, -1.20<y<-1.00, 6/7<|cos(θ*)|<7/7, cent(40-80)
Entries 0
Mean 0
Std Dev 0
data
sig+res
res
Yields
M(K+,K-)

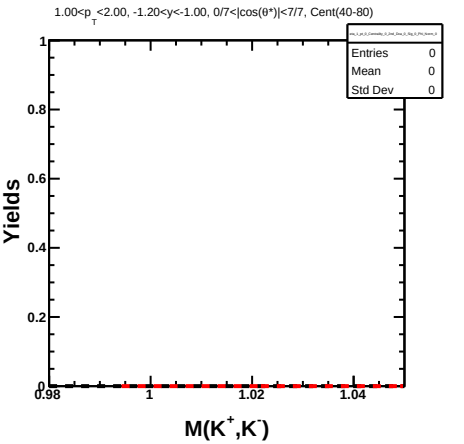
1.00<p_T<2.00, -1.20<y<-1.00, 0/7<|cos(θ*)|<7/7, Cent(40-80)
Entries 0
Mean 0
Std Dev 0
Yields
M(K+,K-)

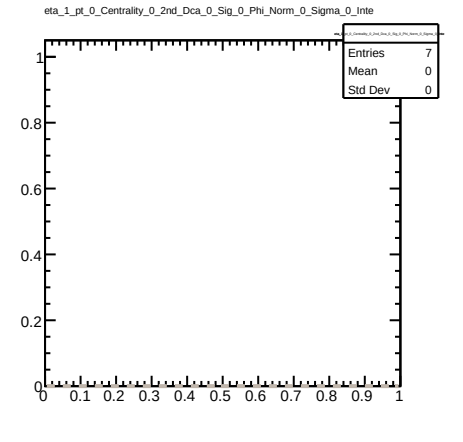
eta_1_pt_0_Centrality_0_2nd_Dca_0_Sig_0_Phi_Norm_0_Sigma_0_Inte
Entries 7
Mean 0
Std Dev 0

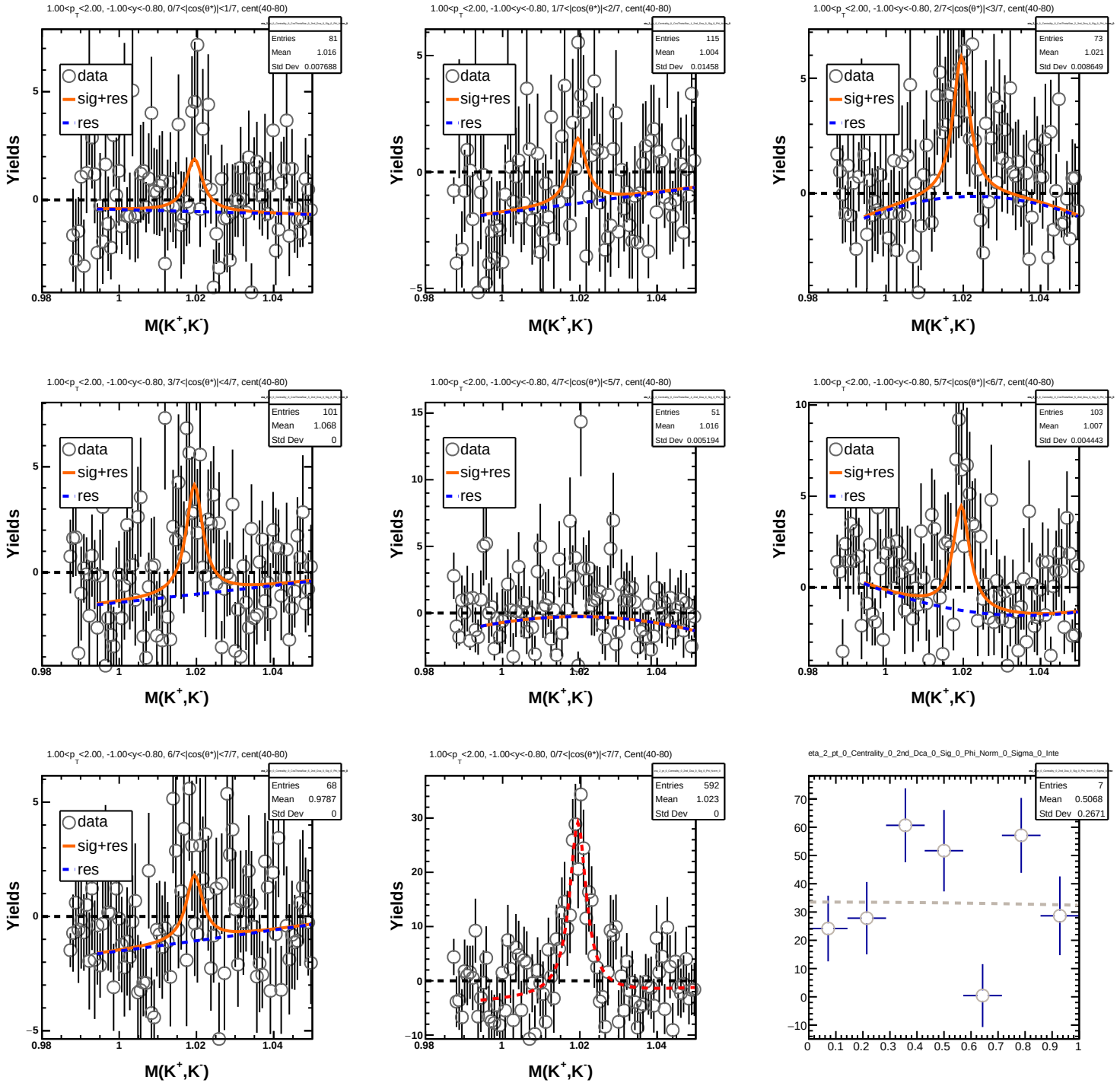
1.00<p_T<2.00, -1.00<y<-0.80, 0/7<|cos(θ*)|<1/7, cent(40-80)
Entries 81
Mean 1.016
Std Dev 0.007688
1.00<p_T<2.00, -1.00<y<-0.80, 1/7<|cos(θ*)|<2/7, cent(40-80)
Entries 115
Mean 1.004
Std Dev 0.01458
1.00<p_T<2.00, -1.00<y<-0.80, 2/7<|cos(θ*)|<3/7, cent(40-80)
Entries 73
Mean 1.021
Std Dev 0.008649
1.00<p_T<2.00, -1.00<y<-0.80, 3/7<|cos(θ*)|<4/7, cent(40-80)
Entries 101
Mean 1.068
Std Dev 0
1.00<p_T<2.00, -1.00<y<-0.80, 4/7<|cos(θ*)|<5/7, cent(40-80)
Entries 51
Mean 1.016
Std Dev 0.005194
1.00<p_T<2.00, -1.00<y<-0.80, 5/7<|cos(θ*)|<6/7, cent(40-80)
Entries 103
Mean 1.007
Std Dev 0.004443
1.00<p_T<2.00, -1.00<y<-0.80, 6/7<|cos(θ*)|<7/7, cent(40-80)
Entries 68
Mean 0.9787
Std Dev 0
1.00<p_T<2.00, -1.00<y<-0.80, 0/7<|cos(θ*)|<7/7, Cent(40-80)
Entries 592
Mean 1.023
Std Dev 0
eta_2_pt_0_Centrality_0_2nd_Dca_0_Sig_0_Phi_Norm_0_Sigma_0_Inte
Entries 7
Mean 0.5068
Std Dev 0.2671
data
sig+res
res
Yields
M(K+,K-)

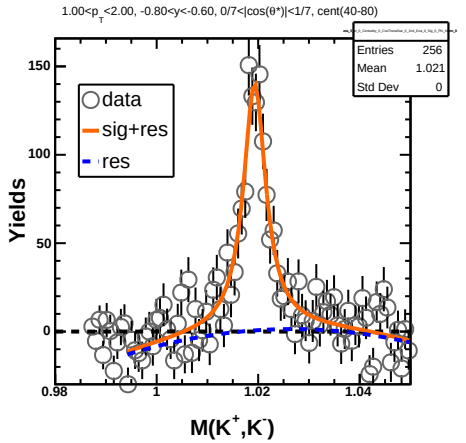
1.00<p_T<2.00, -0.80<y<-0.60, 0/7<|cos(θ*)|<1/7, cent(40-80)
Entries 256
Mean 1.021
Std Dev 0
data
sig+res
res
Yields
M(K+,K-)

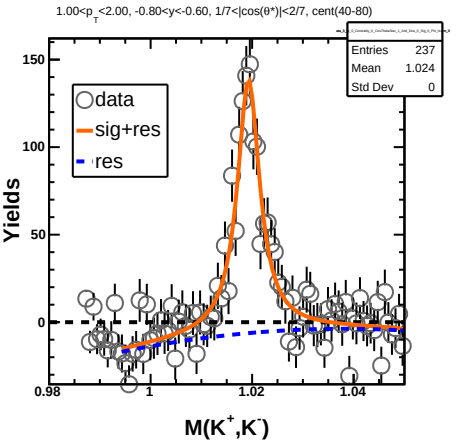
1.00<p_T<2.00, -0.80<y<-0.60, 1/7<|cos(θ*)|<2/7, cent(40-80)
Entries 237
Mean 1.024
Std Dev 0
data
sig+res
res
Yields
M(K+,K-)

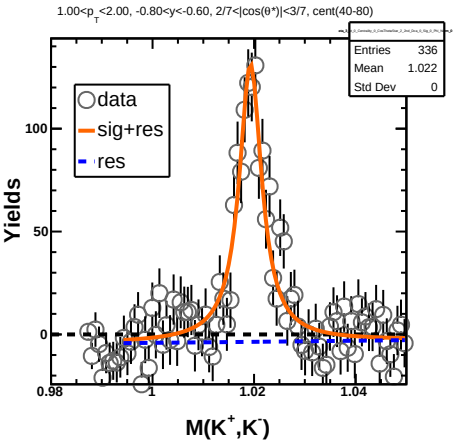
1.00<p_T<2.00, -0.80<y<-0.60, 2/7<|cos(θ*)|<3/7, cent(40-80)
Entries 336
Mean 1.022
Std Dev 0
data
sig+res
res
Yields
M(K+,K-)

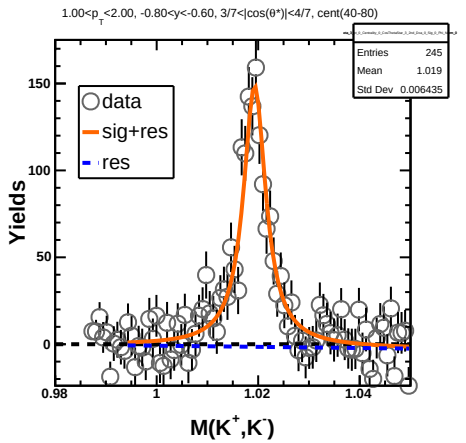
1.00<p_T<2.00, -0.80<y<-0.60, 3/7<|cos(θ*)|<4/7, cent(40-80)
Entries 245
Mean 1.019
Std Dev 0.006435
data
sig+res
res
Yields
M(K+,K-)

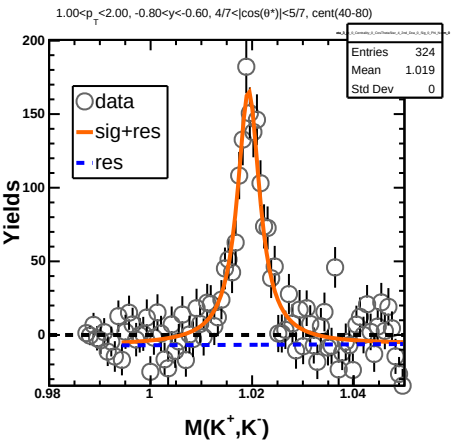
1.00<p_T<2.00, -0.80<y<-0.60, 4/7<|cos(θ*)|<5/7, cent(40-80)
Entries 324
Mean 1.019
Std Dev 0
data
sig+res
res
Yields
M(K+,K-)

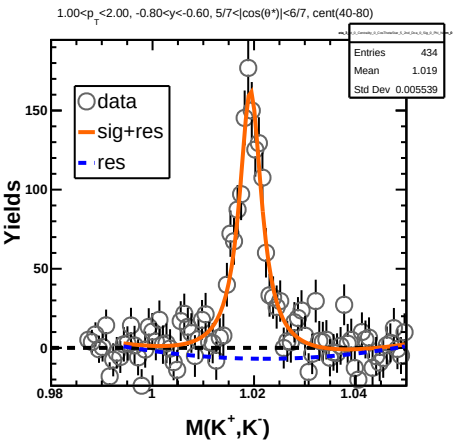
1.00<p_T<2.00, -0.80<y<-0.60, 5/7<|cos(θ*)|<6/7, cent(40-80)
Entries 434
Mean 1.019
Std Dev 0.005539
data
sig+res
res
Yields
M(K+,K-)

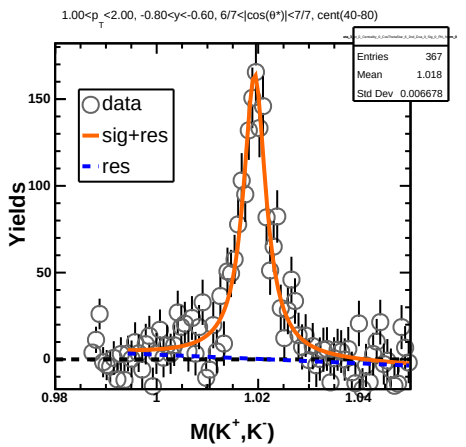
1.00<p_T<2.00, -0.80<y<-0.60, 6/7<|cos(θ*)|<7/7, cent(40-80)
Entries 367
Mean 1.018
Std Dev 0.006678
data
sig+res
res
Yields
M(K+,K-)

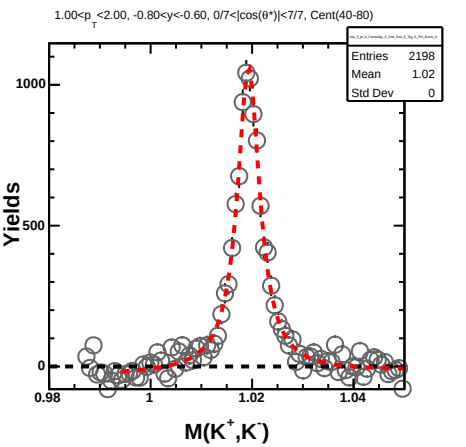
1.00<p_T<2.00, -0.80<y<-0.60, 0/7<|cos(θ*)|<7/7, Cent(40-80)
Entries 2198
Mean 1.02
Std Dev 0
Yields
M(K+,K-)

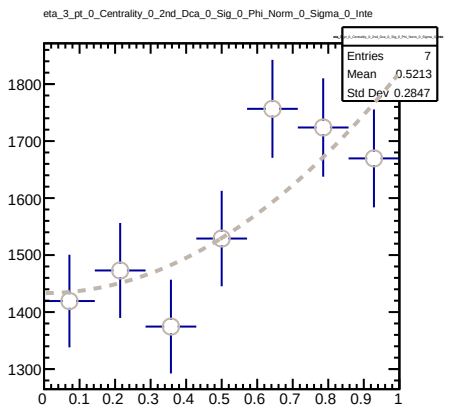
eta_3_pt_0_Centrality_0_2nd_Dca_0_Sig_0_Phi_Norm_0_Sigma_0_Inte
Entries 7
Mean 0.5213
Std Dev 0.2847

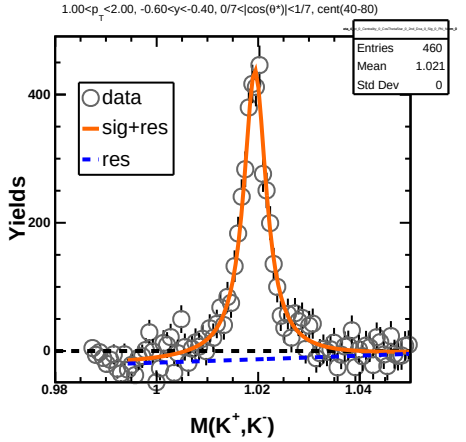
1.00<p_T<2.00, -0.60<y<-0.40, 0/7<|cos(θ*)|<1/7, cent(40-80)
Entries 460
Mean 1.021
Std Dev 0
data
sig+res
res
Yields
M(K+,K-)

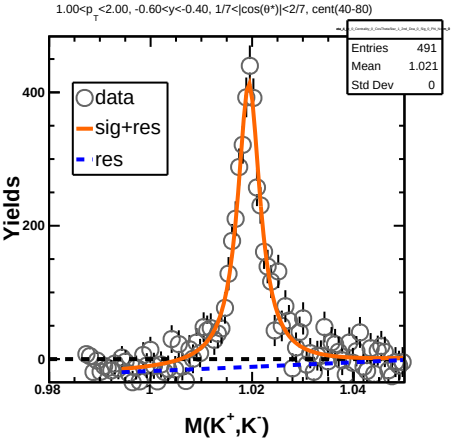
1.00<p_T<2.00, -0.60<y<-0.40, 1/7<|cos(θ*)|<2/7, cent(40-80)
Entries 491
Mean 1.021
Std Dev 0
data
sig+res
res
Yields
M(K+,K-)

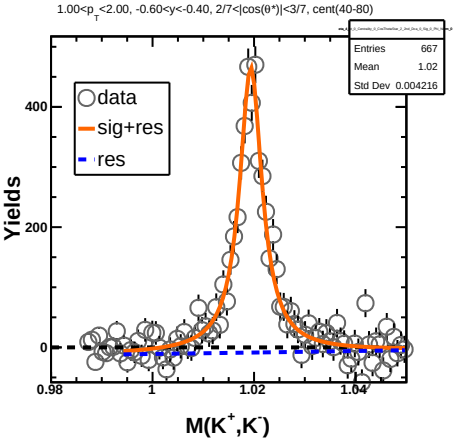
1.00<p_T<2.00, -0.60<y<-0.40, 2/7<|cos(θ*)|<3/7, cent(40-80)
Entries 667
Mean 1.02
Std Dev 0.004216
data
sig+res
res
Yields
M(K+,K-)

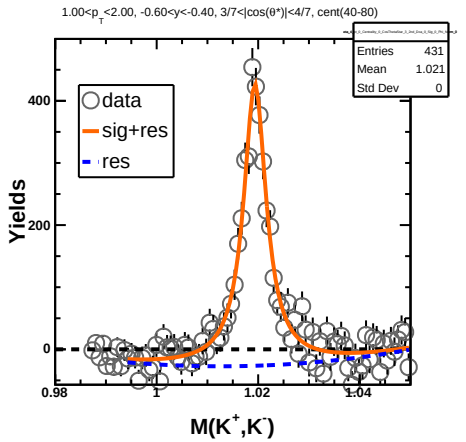
1.00<p_T<2.00, -0.60<y<-0.40, 3/7<|cos(θ*)|<4/7, cent(40-80)
Entries 431
Mean 1.021
Std Dev 0
data
sig+res
res
Yields
M(K+,K-)

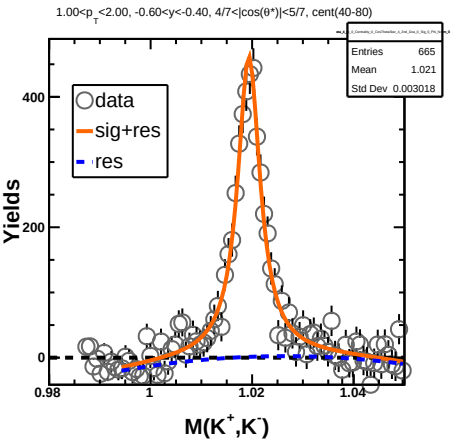
1.00<p_T<2.00, -0.60<y<-0.40, 4/7<|cos(θ*)|<5/7, cent(40-80)
Entries 665
Mean 1.021
Std Dev 0.003018
data
sig+res
res
Yields
M(K+,K-)

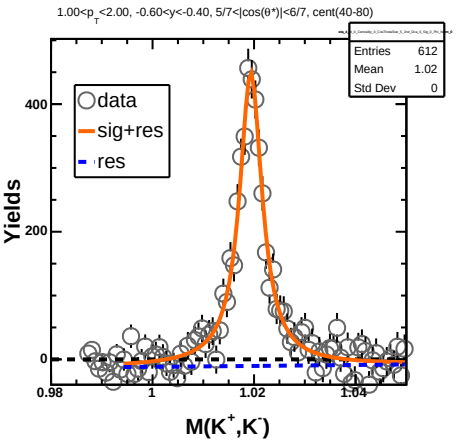
1.00<p_T<2.00, -0.60<y<-0.40, 5/7<|cos(θ*)|<6/7, cent(40-80)
Entries 612
Mean 1.02
Std Dev 0
data
sig+res
res
Yields
M(K+,K-)

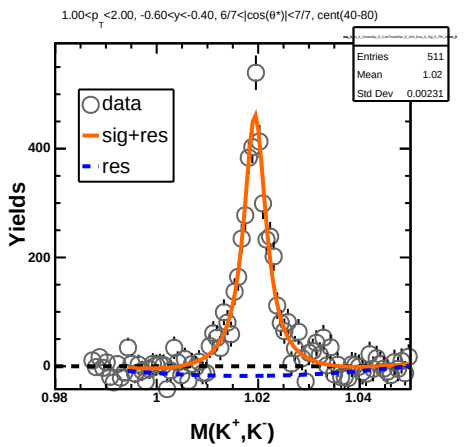
1.00<p_T<2.00, -0.60<y<-0.40, 6/7<|cos(θ*)|<7/7, cent(40-80)
Entries 511
Mean 1.02
Std Dev 0.00231
data
sig+res
res
Yields
M(K+,K-)

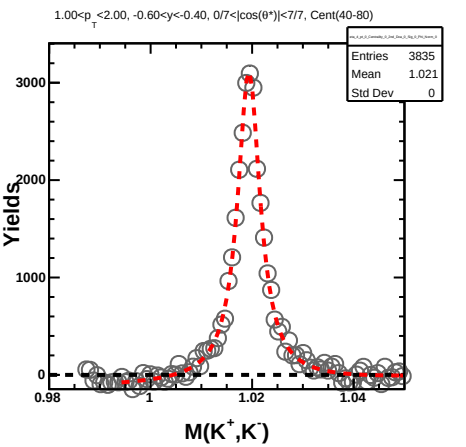
1.00<p_T<2.00, -0.60<y<-0.40, 0/7<|cos(θ*)|<7/7, Cent(40-80)
Entries 3835
Mean 1.021
Std Dev 0
Yields
M(K+,K-)

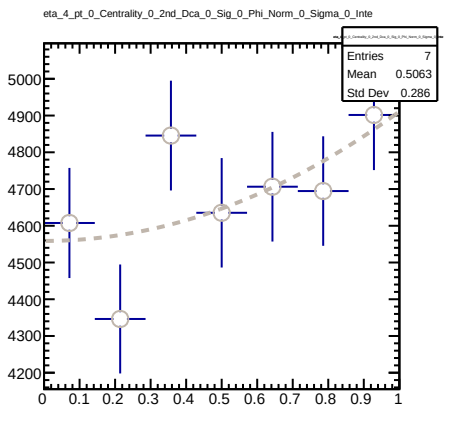
eta_4_pt_0_Centrality_0_2nd_Dca_0_Sig_0_Phi_Norm_0_Sigma_0_Inte
Entries 7
Mean 0.5063
Std Dev 0.286

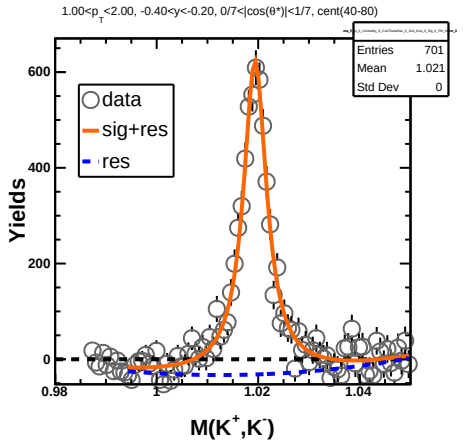
1.00<p_T<2.00, -0.40<y<-0.20, 0/7<|cos(θ*)|<1/7, cent(40-80)
Entries 701
Mean 1.021
Std Dev 0
data
sig+res
res
Yields
M(K+,K-)

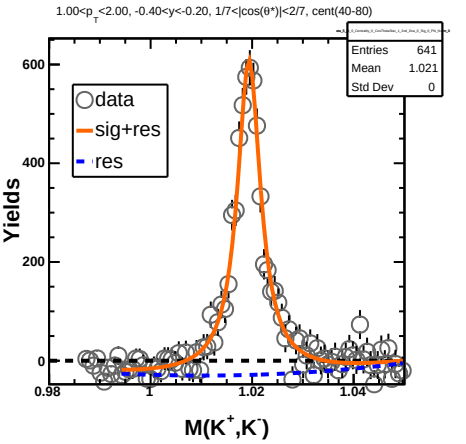
1.00<p_T<2.00, -0.40<y<-0.20, 1/7<|cos(θ*)|<2/7, cent(40-80)
Entries 641
Mean 1.021
Std Dev 0
data
sig+res
res
Yields
M(K+,K-)

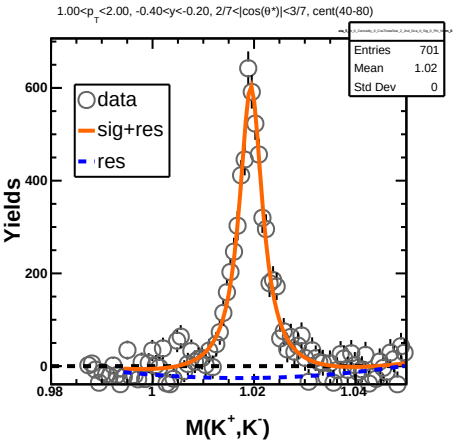
1.00<p_T<2.00, -0.40<y<-0.20, 2/7<|cos(θ*)|<3/7, cent(40-80)
Entries 701
Mean 1.02
Std Dev 0
data
sig+res
res
Yields
M(K+,K-)

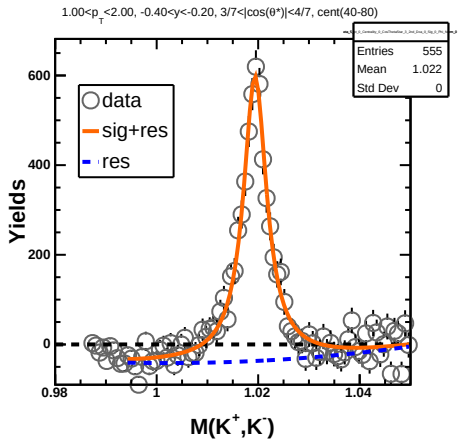
1.00<p_T<2.00, -0.40<y<-0.20, 3/7<|cos(θ*)|<4/7, cent(40-80)
Entries 555
Mean 1.022
Std Dev 0
data
sig+res
res
Yields
M(K+,K-)

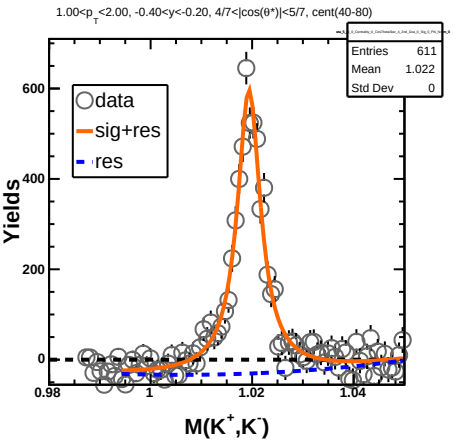
1.00<p_T<2.00, -0.40<y<-0.20, 4/7<|cos(θ*)|<5/7, cent(40-80)
Entries 611
Mean 1.022
Std Dev 0
data
sig+res
res
Yields
M(K+,K-)

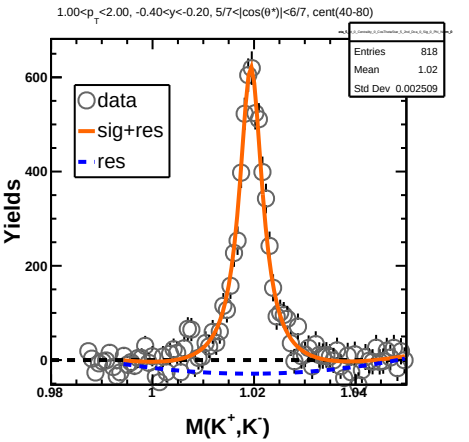
1.00<p_T<2.00, -0.40<y<-0.20, 5/7<|cos(θ*)|<6/7, cent(40-80)
Entries 818
Mean 1.02
Std Dev 0.002509
data
sig+res
res
Yields
M(K+,K-)

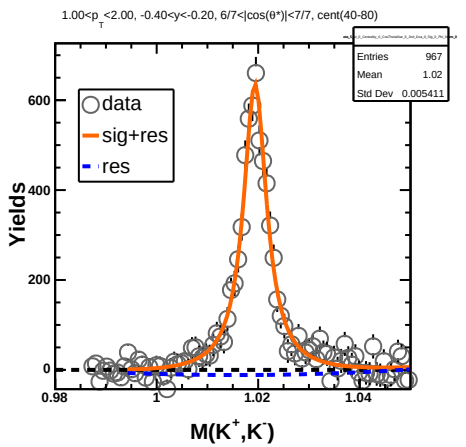
1.00<p_T<2.00, -0.40<y<-0.20, 6/7<|cos(θ*)|<7/7, cent(40-80)
Entries 967
Mean 1.02
Std Dev 0.005411
data
sig+res
res
Yields
M(K+,K-)

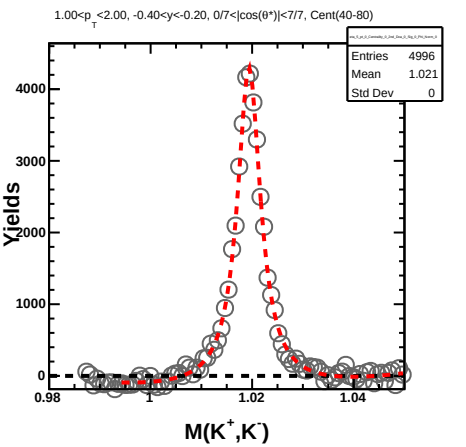
1.00<p_T<2.00, -0.40<y<-0.20, 0/7<|cos(θ*)|<7/7, Cent(40-80)
Entries 4996
Mean 1.021
Std Dev 0
Yields
M(K+,K-)

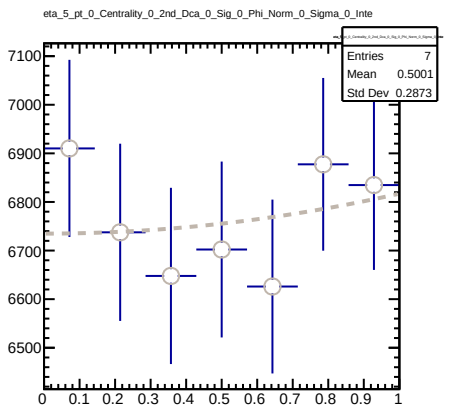
eta_5_pt_0_Centrality_0_2nd_Dca_0_Sig_0_Phi_Norm_0_Sigma_0_Inte
Entries 7
Mean 0.5001
Std Dev 0.2873

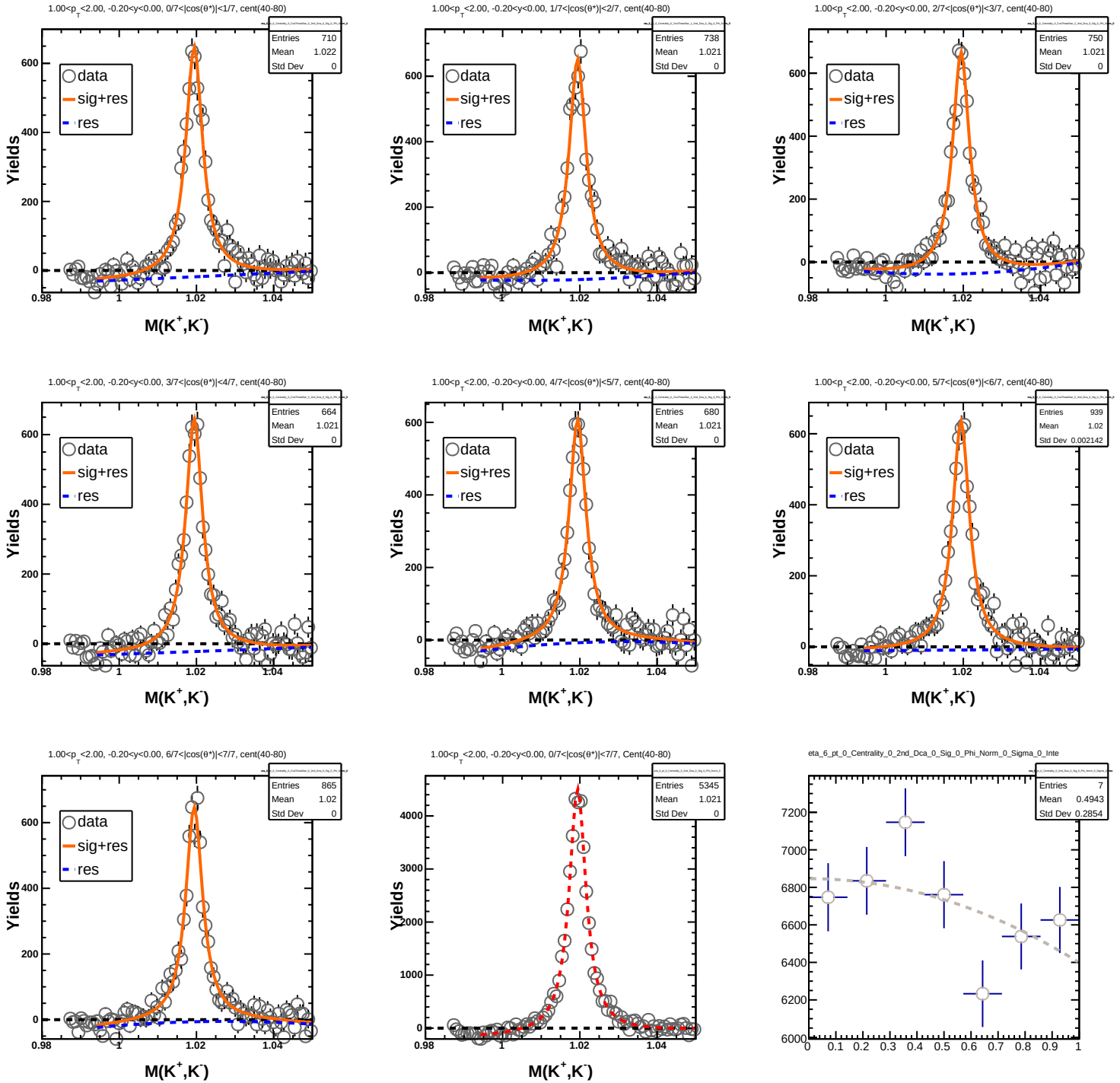
1.00<p_T<2.00, -0.20<y<0.00, 0/7<|cos(θ*)|<1/7, cent(40-80)
Entries 710
Mean 1.022
Std Dev 0
1.00<p_T<2.00, -0.20<y<0.00, 1/7<|cos(θ*)|<2/7, cent(40-80)
Entries 738
Mean 1.021
Std Dev 0
1.00<p_T<2.00, -0.20<y<0.00, 2/7<|cos(θ*)|<3/7, cent(40-80)
Entries 750
Mean 1.021
Std Dev 0
1.00<p_T<2.00, -0.20<y<0.00, 3/7<|cos(θ*)|<4/7, cent(40-80)
Entries 664
Mean 1.021
Std Dev 0
1.00<p_T<2.00, -0.20<y<0.00, 4/7<|cos(θ*)|<5/7, cent(40-80)
Entries 680
Mean 1.021
Std Dev 0
1.00<p_T<2.00, -0.20<y<0.00, 5/7<|cos(θ*)|<6/7, cent(40-80)
Entries 939
Mean 1.02
Std Dev 0.002142
1.00<p_T<2.00, -0.20<y<0.00, 6/7<|cos(θ*)|<7/7, cent(40-80)
Entries 865
Mean 1.02
Std Dev 0
1.00<p_T<2.00, -0.20<y<0.00, 0/7<|cos(θ*)|<7/7, Cent(40-80)
Entries 5345
Mean 1.021
Std Dev 0
data
sig+res
res
Yields
M(K+,K-)
eta_6_pt_0_Centrality_0_2nd_Dca_0_Sig_0_Phi_Norm_0_Sigma_0_Inte
Entries 7
Mean 0.4943
Std Dev 0.2854

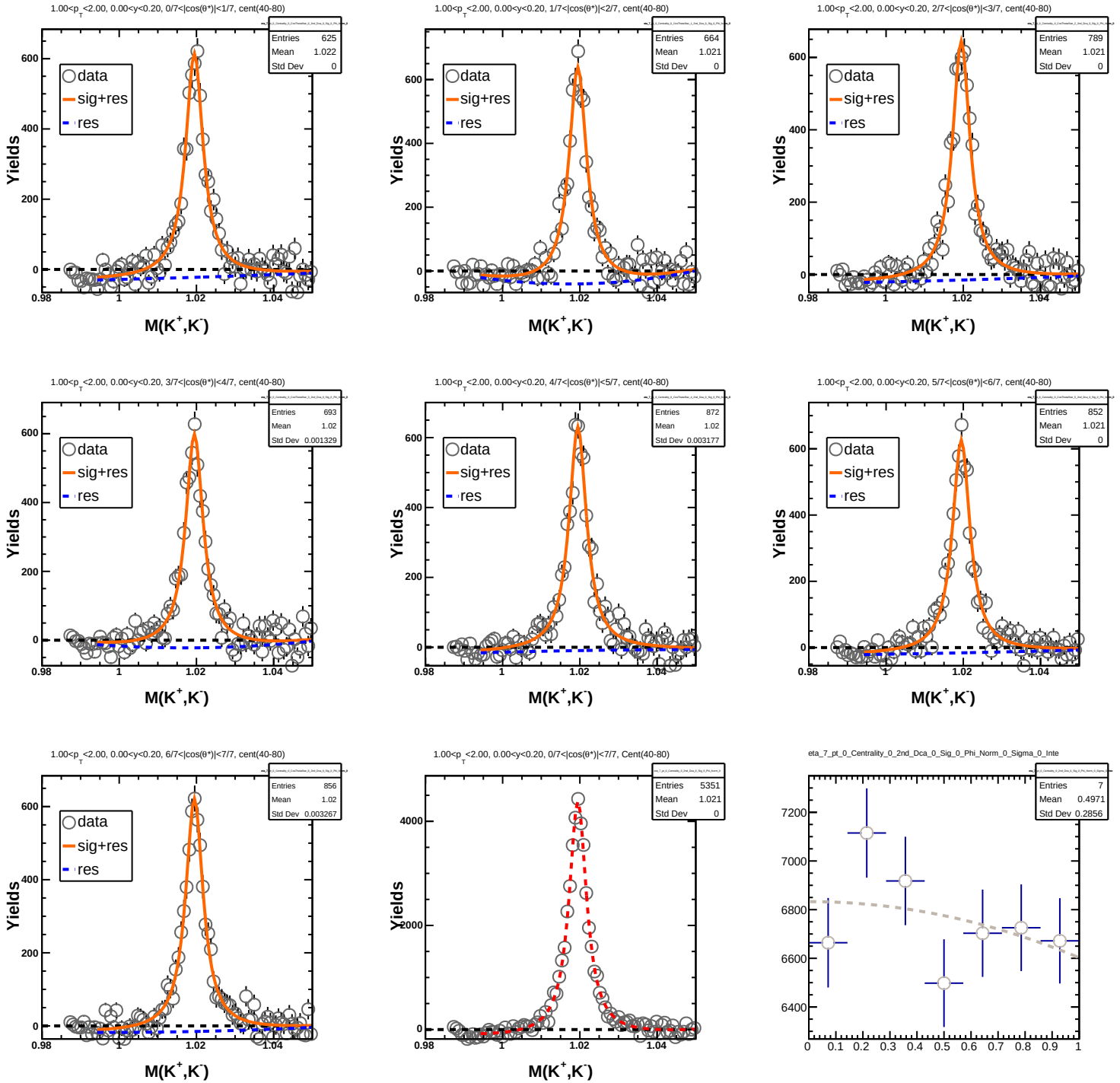
1.00<p_T<2.00, 0.00<y<0.20, 0/7<|cos(θ*)|<1/7, cent(40-80)
Entries 625
Mean 1.022
Std Dev 0
1.00<p_T<2.00, 0.00<y<0.20, 1/7<|cos(θ*)|<2/7, cent(40-80)
Entries 664
Mean 1.021
Std Dev 0
1.00<p_T<2.00, 0.00<y<0.20, 2/7<|cos(θ*)|<3/7, cent(40-80)
Entries 789
Mean 1.021
Std Dev 0
1.00<p_T<2.00, 0.00<y<0.20, 3/7<|cos(θ*)|<4/7, cent(40-80)
Entries 693
Mean 1.02
Std Dev 0.001329
1.00<p_T<2.00, 0.00<y<0.20, 4/7<|cos(θ*)|<5/7, cent(40-80)
Entries 872
Mean 1.02
Std Dev 0.003177
1.00<p_T<2.00, 0.00<y<0.20, 5/7<|cos(θ*)|<6/7, cent(40-80)
Entries 852
Mean 1.021
Std Dev 0
1.00<p_T<2.00, 0.00<y<0.20, 6/7<|cos(θ*)|<7/7, cent(40-80)
Entries 856
Mean 1.02
Std Dev 0.003267
1.00<p_T<2.00, 0.00<y<0.20, 0/7<|cos(θ*)|<7/7, Cent(40-80)
Entries 5351
Mean 1.021
Std Dev 0
data
sig+res
res
Yields
M(K+,K-)
eta_7_pt_0_Centrality_0_2nd_Dca_0_Sig_0_Phi_Norm_0_Sigma_0_Inte
Entries 7
Mean 0.4971
Std Dev 0.2856

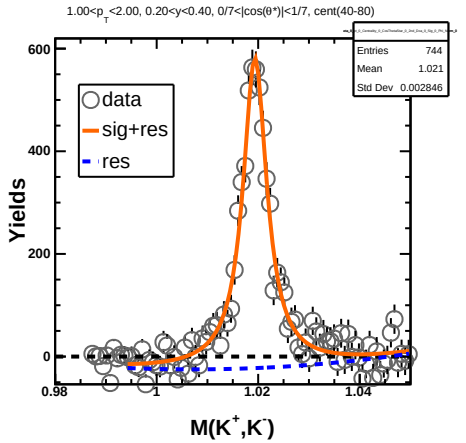
1.00<p_T<2.00, 0.20<y<0.40, 0/7<|cos(θ*)|<1/7, cent(40-80)
Entries 744
Mean 1.021
Std Dev 0.002846
data
sig+res
res
Yields
M(K+,K-)

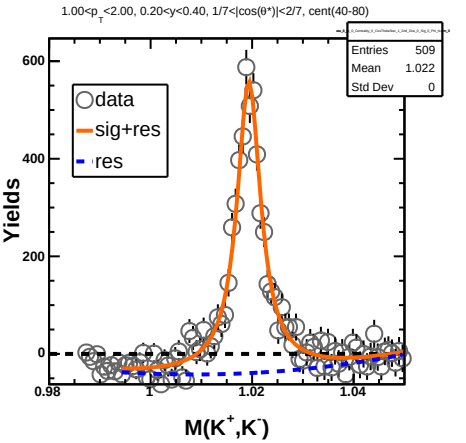
1.00<p_T<2.00, 0.20<y<0.40, 1/7<|cos(θ*)|<2/7, cent(40-80)
Entries 509
Mean 1.022
Std Dev 0
data
sig+res
res
Yields
M(K+,K-)

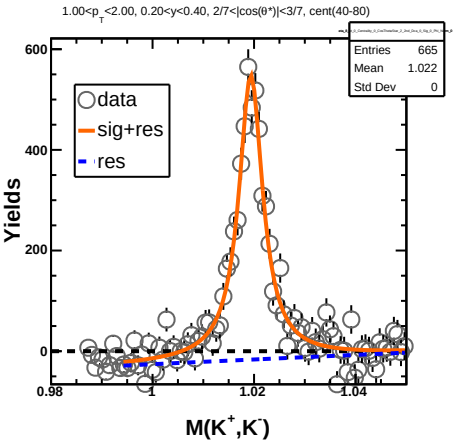
1.00<p_T<2.00, 0.20<y<0.40, 2/7<|cos(θ*)|<3/7, cent(40-80)
Entries 665
Mean 1.022
Std Dev 0
data
sig+res
res
Yields
M(K+,K-)

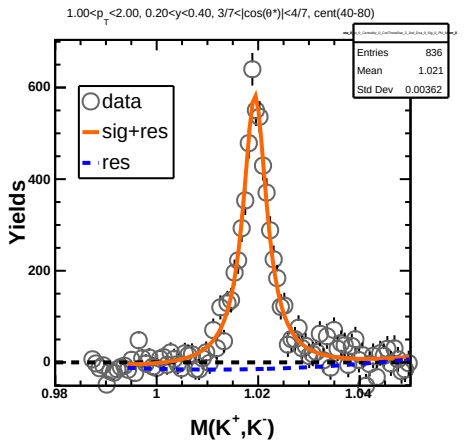
1.00<p_T<2.00, 0.20<y<0.40, 3/7<|cos(θ*)|<4/7, cent(40-80)
Entries 836
Mean 1.021
Std Dev 0.00362
data
sig+res
res
Yields
M(K+,K-)

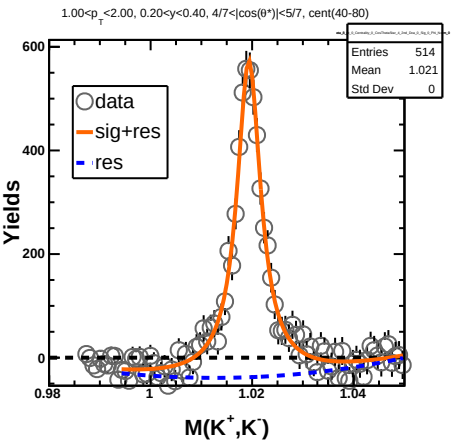
1.00<p_T<2.00, 0.20<y<0.40, 4/7<|cos(θ*)|<5/7, cent(40-80)
Entries 514
Mean 1.021
Std Dev 0
data
sig+res
res
Yields
M(K+,K-)

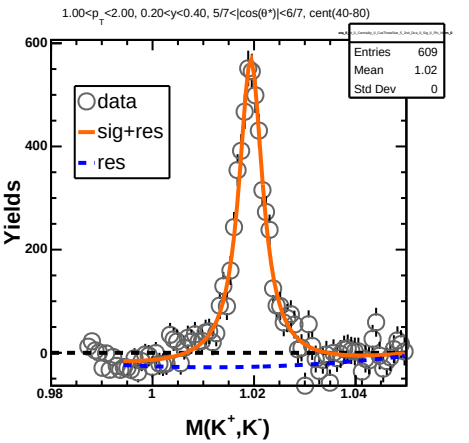
1.00<p_T<2.00, 0.20<y<0.40, 5/7<|cos(θ*)|<6/7, cent(40-80)
Entries 609
Mean 1.02
Std Dev 0
data
sig+res
res
Yields
M(K+,K-)

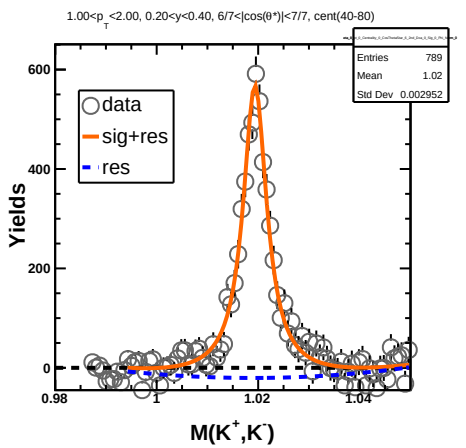
1.00<p_T<2.00, 0.20<y<0.40, 6/7<|cos(θ*)|<7/7, cent(40-80)
Entries 789
Mean 1.02
Std Dev 0.002952
data
sig+res
res
Yields
M(K+,K-)

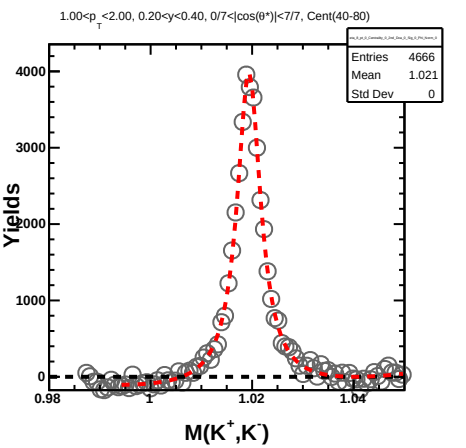
1.00<p_T<2.00, 0.20<y<0.40, 0/7<|cos(θ*)|<7/7, Cent(40-80)
Entries 4666
Mean 1.021
Std Dev 0
Yields
M(K+,K-)

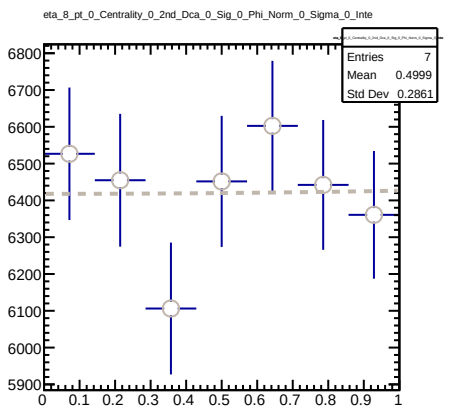
eta_8_pt_0_Centrality_0_2nd_Dca_0_Sig_0_Phi_Norm_0_Sigma_0_Inte
Entries 7
Mean 0.4999
Std Dev 0.2861

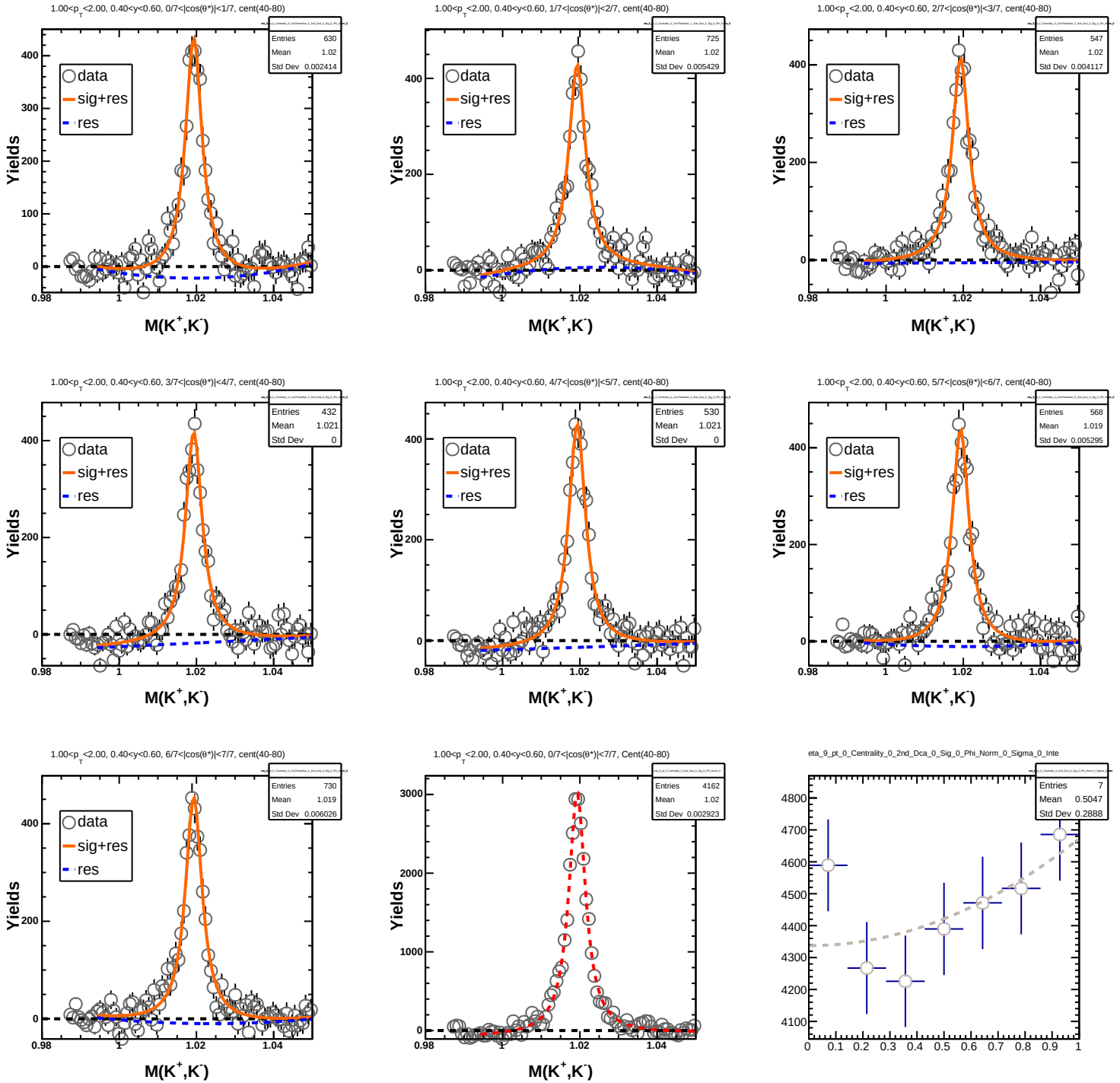
1.00<p_T<2.00, 0.40<y<0.60, 0/7<|cos(θ*)|<1/7, cent(40-80)
Entries 630
Mean 1.02
Std Dev 0.002414
1.00<p_T<2.00, 0.40<y<0.60, 1/7<|cos(θ*)|<2/7, cent(40-80)
Entries 725
Mean 1.02
Std Dev 0.005429
1.00<p_T<2.00, 0.40<y<0.60, 2/7<|cos(θ*)|<3/7, cent(40-80)
Entries 547
Mean 1.02
Std Dev 0.004117
1.00<p_T<2.00, 0.40<y<0.60, 3/7<|cos(θ*)|<4/7, cent(40-80)
Entries 432
Mean 1.021
Std Dev 0
1.00<p_T<2.00, 0.40<y<0.60, 4/7<|cos(θ*)|<5/7, cent(40-80)
Entries 530
Mean 1.021
Std Dev 0
1.00<p_T<2.00, 0.40<y<0.60, 5/7<|cos(θ*)|<6/7, cent(40-80)
Entries 568
Mean 1.019
Std Dev 0.005295
1.00<p_T<2.00, 0.40<y<0.60, 6/7<|cos(θ*)|<7/7, cent(40-80)
Entries 730
Mean 1.019
Std Dev 0.006026
1.00<p_T<2.00, 0.40<y<0.60, 0/7<|cos(θ*)|<7/7, Cent(40-80)
Entries 4162
Mean 1.02
Std Dev 0.002923
eta_9_pt_0_Centrality_0_2nd_Dca_0_Sig_0_Phi_Norm_0_Sigma_0_Inte
Entries 7
Mean 0.5047
Std Dev 0.2888
data
sig+res
res
Yields
M(K+,K-)

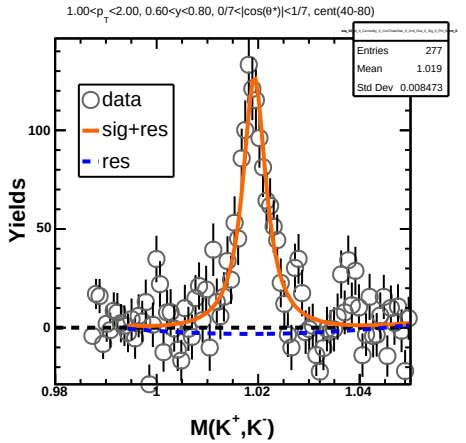
1.00<p_T<2.00, 0.60<y<0.80, 0/7<|cos(θ*)|<1/7, cent(40-80)
Entries 277
Mean 1.019
Std Dev 0.008473
data
sig+res
res
Yields
M(K+,K-)

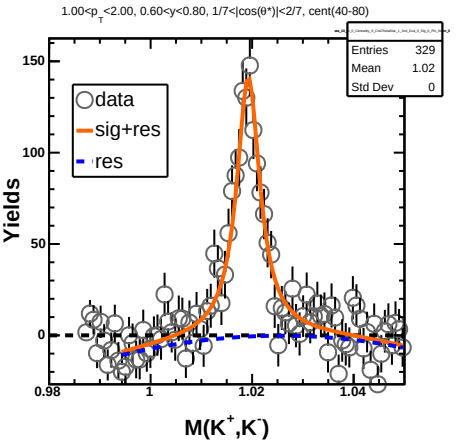
1.00<p_T<2.00, 0.60<y<0.80, 1/7<|cos(θ*)|<2/7, cent(40-80)
Entries 329
Mean 1.02
Std Dev 0
data
sig+res
res
Yields
M(K+,K-)

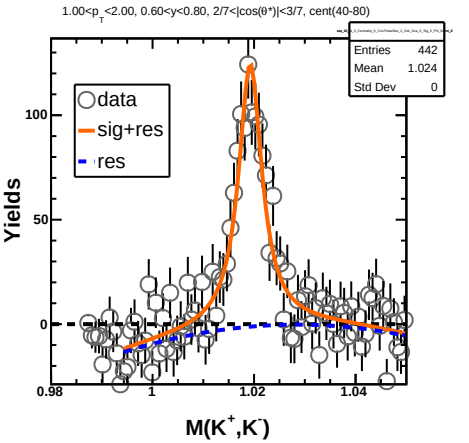
1.00<p_T<2.00, 0.60<y<0.80, 2/7<|cos(θ*)|<3/7, cent(40-80)
Entries 442
Mean 1.024
Std Dev 0
data
sig+res
res
Yields
M(K+,K-)

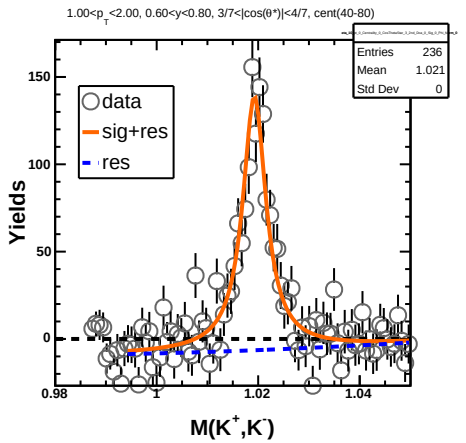
1.00<p_T<2.00, 0.60<y<0.80, 3/7<|cos(θ*)|<4/7, cent(40-80)
Entries 236
Mean 1.021
Std Dev 0
data
sig+res
res
Yields
M(K+,K-)

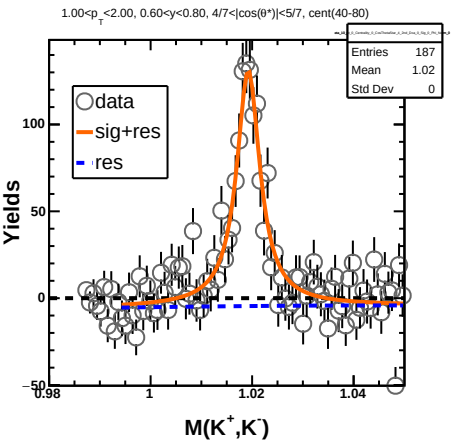
1.00<p_T<2.00, 0.60<y<0.80, 4/7<|cos(θ*)|<5/7, cent(40-80)
Entries 187
Mean 1.02
Std Dev 0
data
sig+res
res
Yields
M(K+,K-)

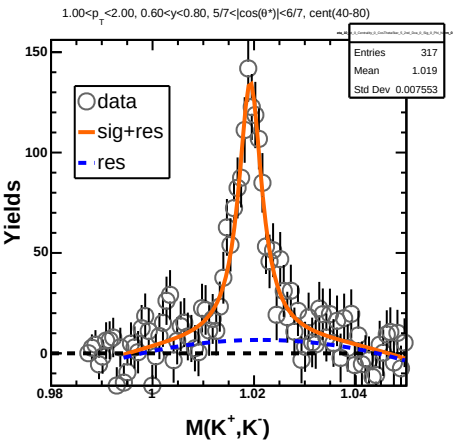
1.00<p_T<2.00, 0.60<y<0.80, 5/7<|cos(θ*)|<6/7, cent(40-80)
Entries 317
Mean 1.019
Std Dev 0.007553
data
sig+res
res
Yields
M(K+,K-)

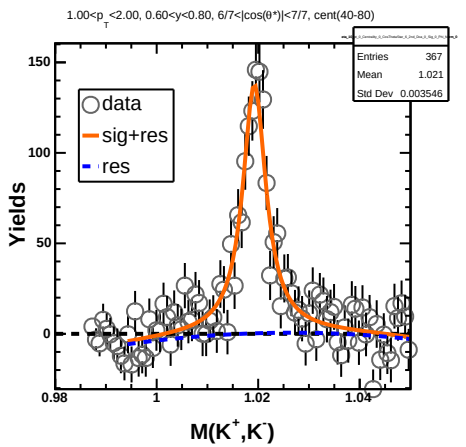
1.00<p_T<2.00, 0.60<y<0.80, 6/7<|cos(θ*)|<7/7, cent(40-80)
Entries 367
Mean 1.021
Std Dev 0.003546
data
sig+res
res
Yields
M(K+,K-)

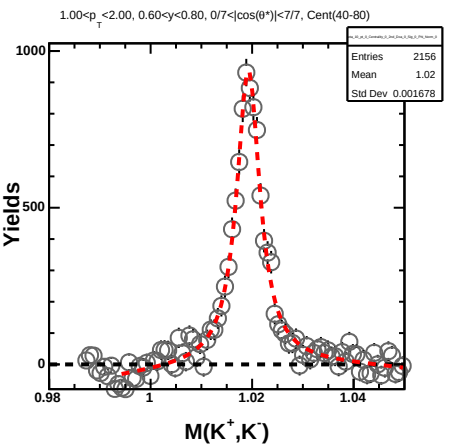
1.00<p_T<2.00, 0.60<y<0.80, 0/7<|cos(θ*)|<7/7, Cent(40-80)
Entries 2156
Mean 1.02
Std Dev 0.001678
Yields
M(K+,K-)

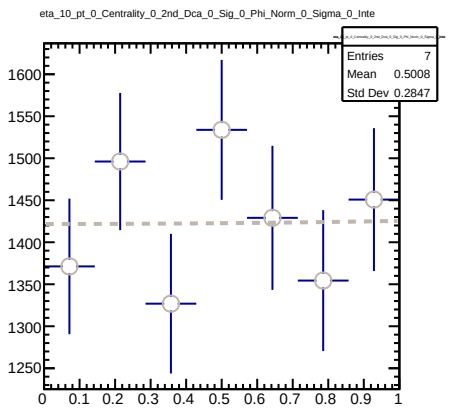
eta_10_pt_0_Centrality_0_2nd_Dca_0_Sig_0_Phi_Norm_0_Sigma_0_Inte
Entries 7
Mean 0.5008
Std Dev 0.2847

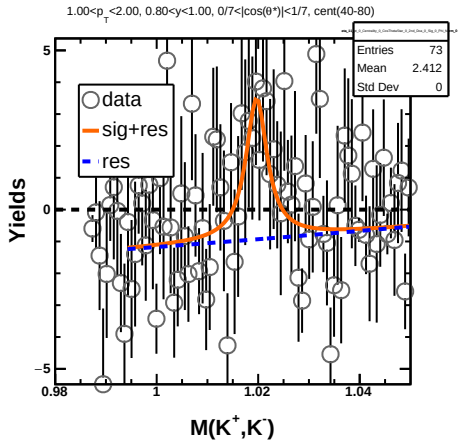
1.00<p_T<2.00, 0.80<y<1.00, 0/7<|cos(θ*)|<1/7, cent(40-80)
Entries 73
Mean 2.412
Std Dev 0
data
sig+res
res
Yields
M(K+,K-)

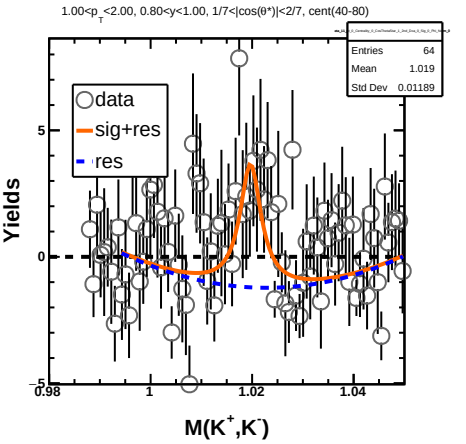
1.00<p_T<2.00, 0.80<y<1.00, 1/7<|cos(θ*)|<2/7, cent(40-80)
Entries 64
Mean 1.019
Std Dev 0.01189
data
sig+res
res
Yields
M(K+,K-)

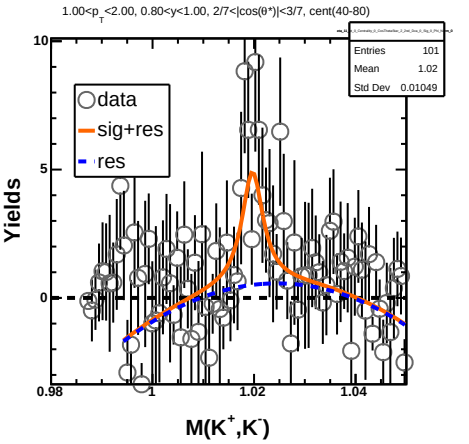
1.00<p_T<2.00, 0.80<y<1.00, 2/7<|cos(θ*)|<3/7, cent(40-80)
Entries 101
Mean 1.02
Std Dev 0.01049
data
sig+res
res
Yields
M(K+,K-)

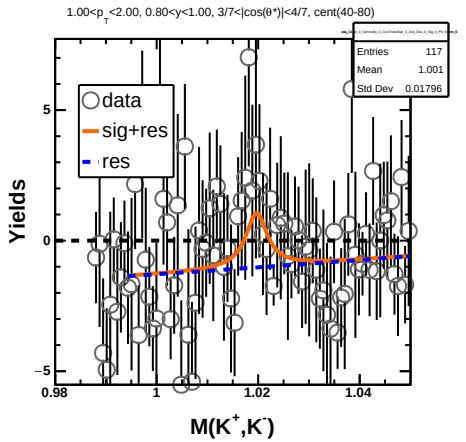
1.00<p_T<2.00, 0.80<y<1.00, 3/7<|cos(θ*)|<4/7, cent(40-80)
Entries 117
Mean 1.001
Std Dev 0.01796
data
sig+res
res
Yields
M(K+,K-)

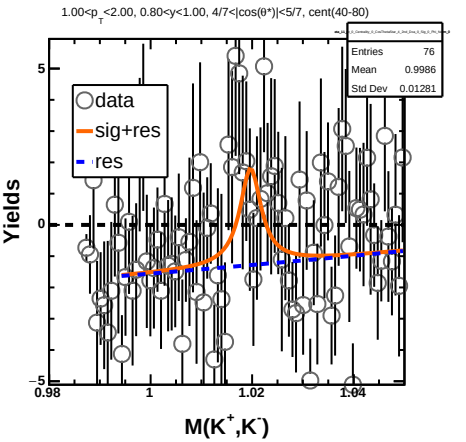
1.00<p_T<2.00, 0.80<y<1.00, 4/7<|cos(θ*)|<5/7, cent(40-80)
Entries 76
Mean 0.9986
Std Dev 0.01281
data
sig+res
res
Yields
M(K+,K-)

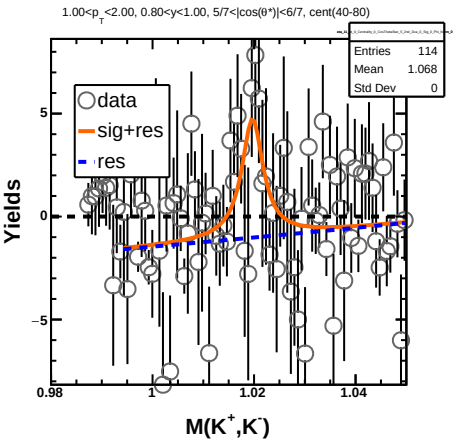
1.00<p_T<2.00, 0.80<y<1.00, 5/7<|cos(θ*)|<6/7, cent(40-80)
Entries 114
Mean 1.068
Std Dev 0
data
sig+res
res
Yields
M(K+,K-)

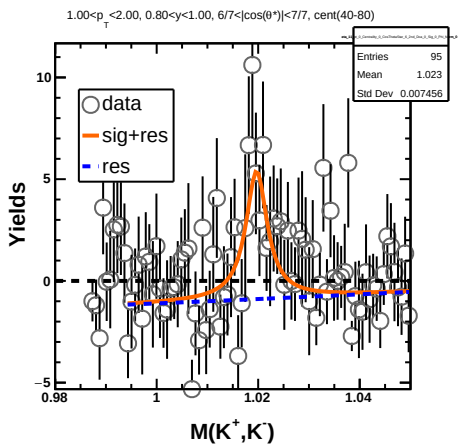
1.00<p_T<2.00, 0.80<y<1.00, 6/7<|cos(θ*)|<7/7, cent(40-80)
Entries 95
Mean 1.023
Std Dev 0.007456
data
sig+res
res
Yields
M(K+,K-)

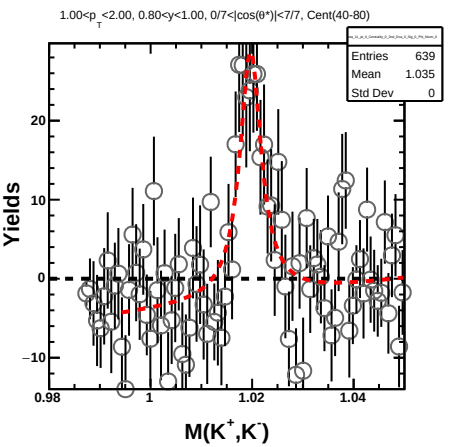
1.00<p_T<2.00, 0.80<y<1.00, 0/7<|cos(θ*)|<7/7, Cent(40-80)
Entries 639
Mean 1.035
Std Dev 0
Yields
M(K+,K-)

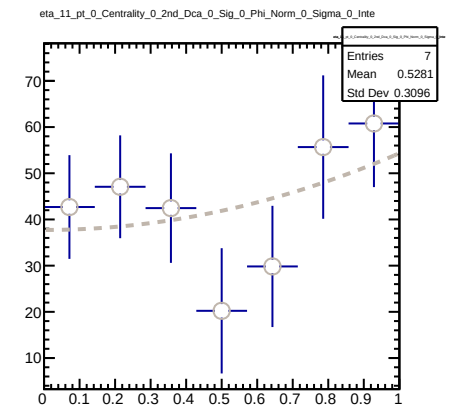
eta_11_pt_0_Centrality_0_2nd_Dca_0_Sig_0_Phi_Norm_0_Sigma_0_Inte
Entries 7
Mean 0.5281
Std Dev 0.3096

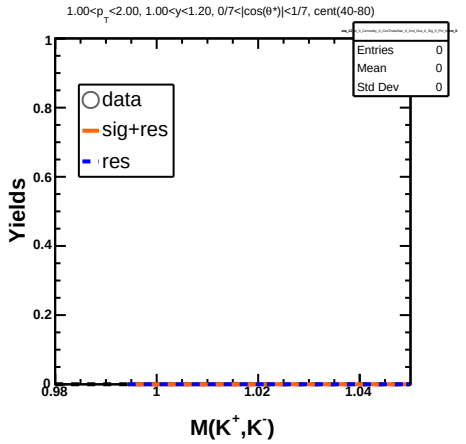
1.00<p_T<2.00, 1.00<y<1.20, 0/7<|cos(θ*)|<1/7, cent(40-80)
Entries 0
Mean 0
Std Dev 0
data
sig+res
res
Yields
M(K+,K-)

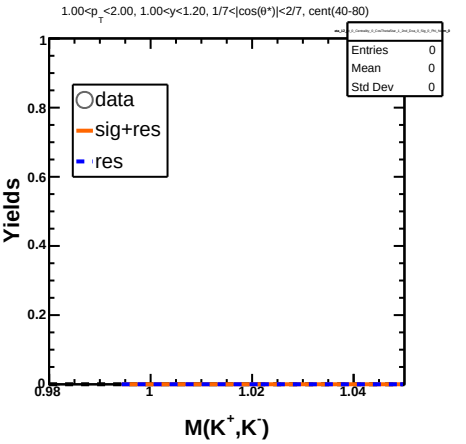
1.00<p_T<2.00, 1.00<y<1.20, 1/7<|cos(θ*)|<2/7, cent(40-80)
Entries 0
Mean 0
Std Dev 0
data
sig+res
res
Yields
M(K+,K-)

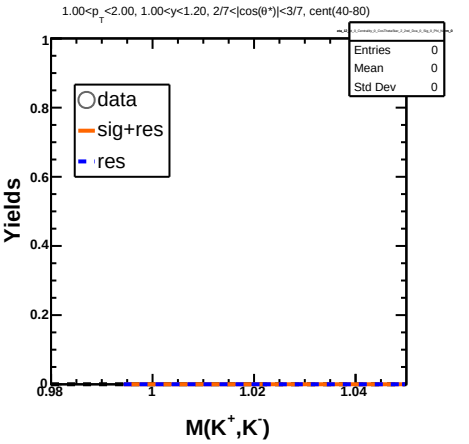
1.00<p_T<2.00, 1.00<y<1.20, 2/7<|cos(θ*)|<3/7, cent(40-80)
Entries 0
Mean 0
Std Dev 0
data
sig+res
res
Yields
M(K+,K-)

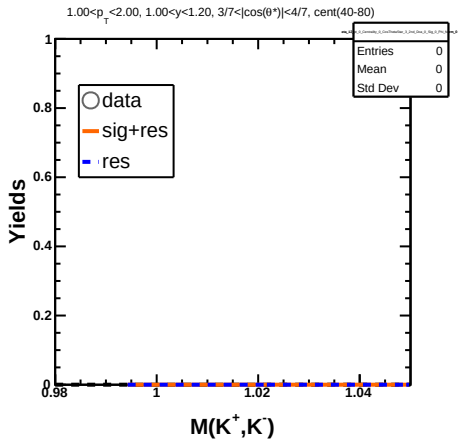
1.00<p_T<2.00, 1.00<y<1.20, 3/7<|cos(θ*)|<4/7, cent(40-80)
Entries 0
Mean 0
Std Dev 0
data
sig+res
res
Yields
M(K+,K-)

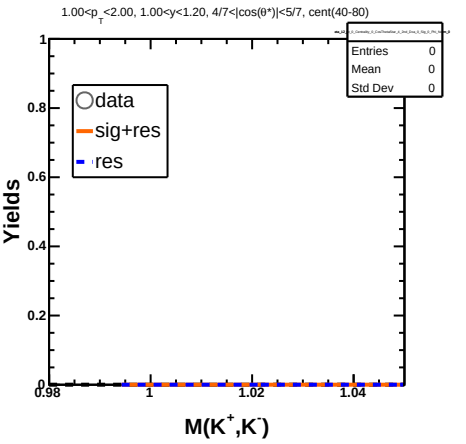
1.00<p_T<2.00, 1.00<y<1.20, 4/7<|cos(θ*)|<5/7, cent(40-80)
Entries 0
Mean 0
Std Dev 0
data
sig+res
res
Yields
M(K+,K-)

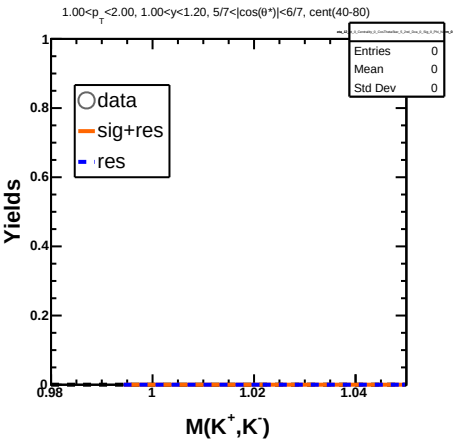
1.00<p_T<2.00, 1.00<y<1.20, 5/7<|cos(θ*)|<6/7, cent(40-80)
Entries 0
Mean 0
Std Dev 0
data
sig+res
res
Yields
M(K+,K-)

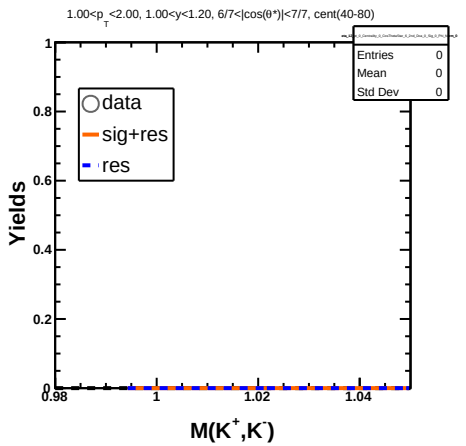
1.00<p_T<2.00, 1.00<y<1.20, 6/7<|cos(θ*)|<7/7, cent(40-80)
Entries 0
Mean 0
Std Dev 0
data
sig+res
res
Yields
M(K+,K-)

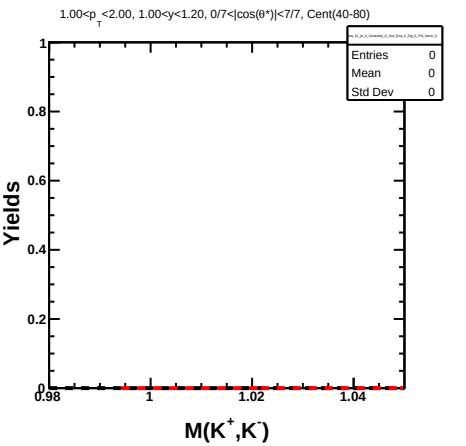
1.00<p_T<2.00, 1.00<y<1.20, 0/7<|cos(θ*)|<7/7, Cent(40-80)
Entries 0
Mean 0
Std Dev 0
Yields
M(K+,K-)

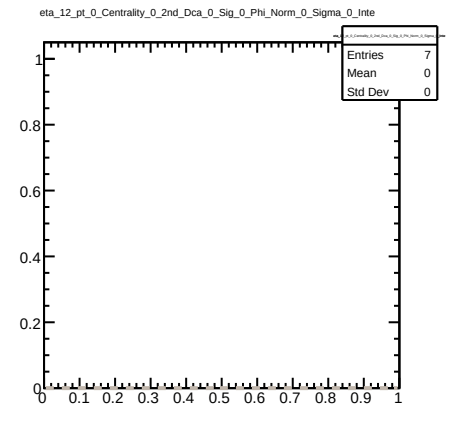
eta_12_pt_0_Centrality_0_2nd_Dca_0_Sig_0_Phi_Norm_0_Sigma_0_Inte
Entries 7
Mean 0
Std Dev 0

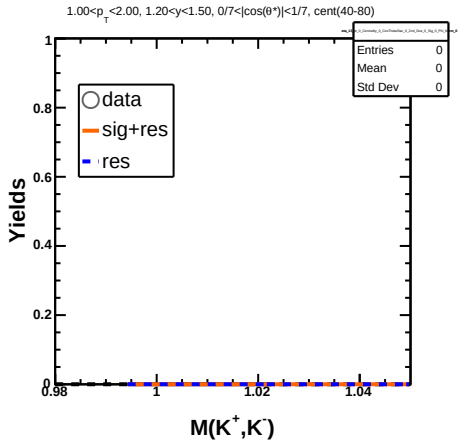
1.00<p_T<2.00, 1.20<y<1.50, 0/7<|cos(θ*)|<1/7, cent(40-80)
Entries 0
Mean 0
Std Dev 0
data
sig+res
res
Yields
M(K+,K-)

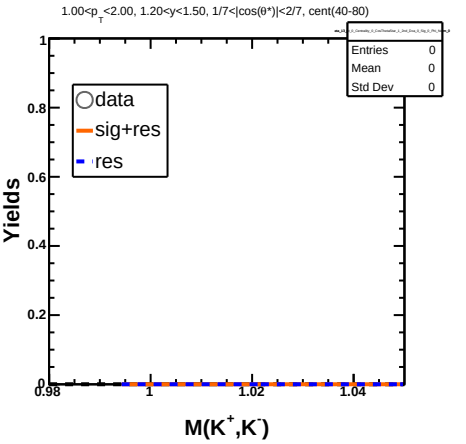
1.00<p_T<2.00, 1.20<y<1.50, 1/7<|cos(θ*)|<2/7, cent(40-80)
Entries 0
Mean 0
Std Dev 0
data
sig+res
res
Yields
M(K+,K-)

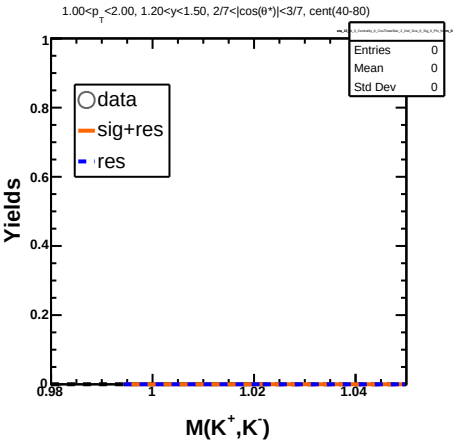
1.00<p_T<2.00, 1.20<y<1.50, 2/7<|cos(θ*)|<3/7, cent(40-80)
Entries 0
Mean 0
Std Dev 0
data
sig+res
res
Yields
M(K+,K-)

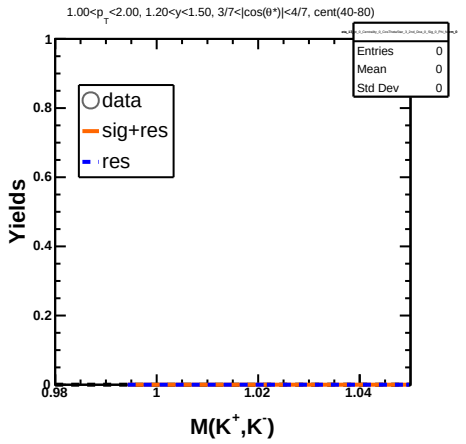
1.00<p_T<2.00, 1.20<y<1.50, 3/7<|cos(θ*)|<4/7, cent(40-80)
Entries 0
Mean 0
Std Dev 0
data
sig+res
res
Yields
M(K+,K-)

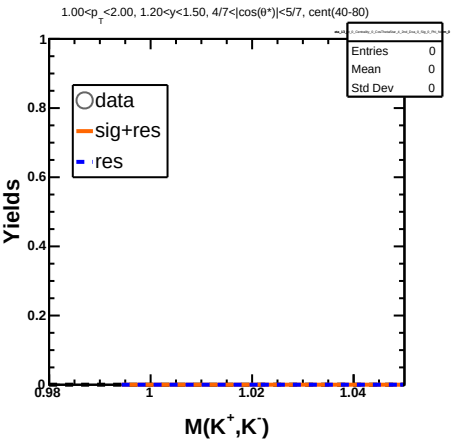
1.00<p_T<2.00, 1.20<y<1.50, 4/7<|cos(θ*)|<5/7, cent(40-80)
Entries 0
Mean 0
Std Dev 0
data
sig+res
res
Yields
M(K+,K-)

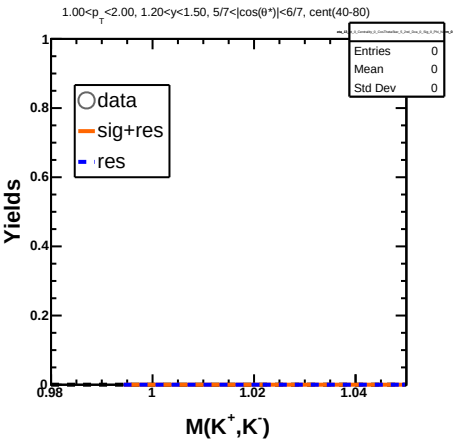
1.00<p_T<2.00, 1.20<y<1.50, 5/7<|cos(θ*)|<6/7, cent(40-80)
Entries 0
Mean 0
Std Dev 0
data
sig+res
res
Yields
M(K+,K-)

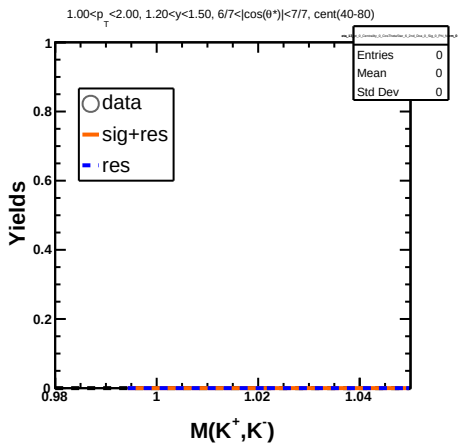
1.00<p_T<2.00, 1.20<y<1.50, 6/7<|cos(θ*)|<7/7, cent(40-80)
Entries 0
Mean 0
Std Dev 0
data
sig+res
res
Yields
M(K+,K-)

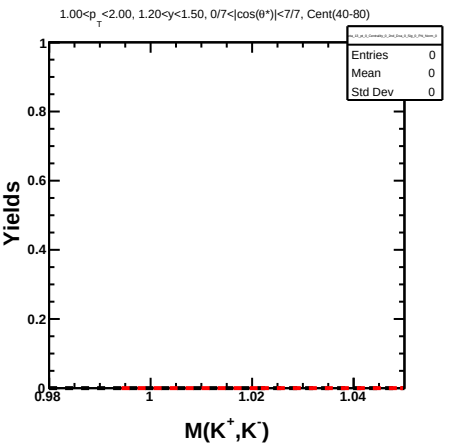
1.00<p_T<2.00, 1.20<y<1.50, 0/7<|cos(θ*)|<7/7, Cent(40-80)
Entries 0
Mean 0
Std Dev 0
Yields
M(K+,K-)

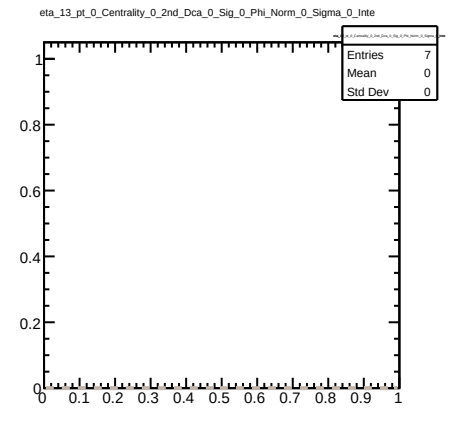
eta_13_pt_0_Centrality_0_2nd_Dca_0_Sig_0_Phi_Norm_0_Sigma_0_Inte
Entries 7
Mean 0
Std Dev 0

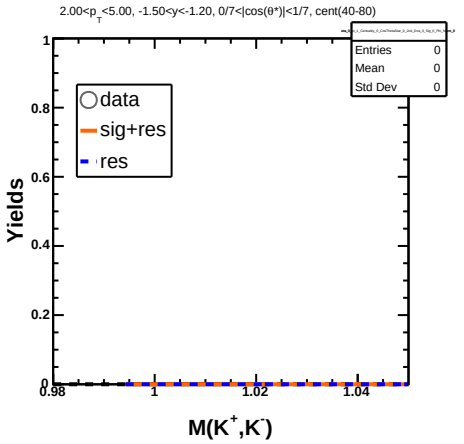
2.00<p_T<5.00, -1.50<y<-1.20, 0/7<|cos(θ*)|<1/7, cent(40-80)
Entries 0
Mean 0
Std Dev 0
data
sig+res
res
Yields
M(K+,K-)

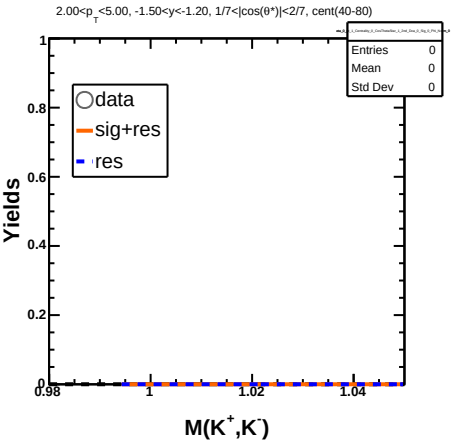
2.00<p_T<5.00, -1.50<y<-1.20, 1/7<|cos(θ*)|<2/7, cent(40-80)
Entries 0
Mean 0
Std Dev 0
data
sig+res
res
Yields
M(K+,K-)

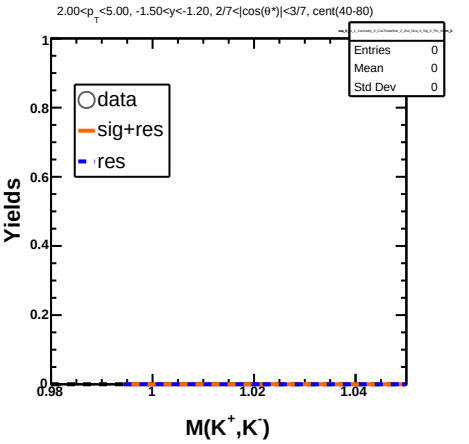
2.00<p_T<5.00, -1.50<y<-1.20, 2/7<|cos(θ*)|<3/7, cent(40-80)
Entries 0
Mean 0
Std Dev 0
data
sig+res
res
Yields
M(K+,K-)

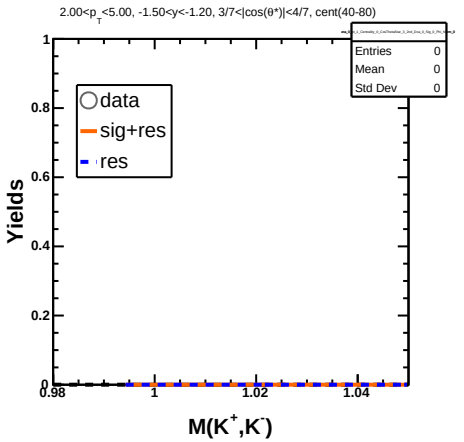
2.00<p_T<5.00, -1.50<y<-1.20, 3/7<|cos(θ*)|<4/7, cent(40-80)
Entries 0
Mean 0
Std Dev 0
data
sig+res
res
Yields
M(K+,K-)

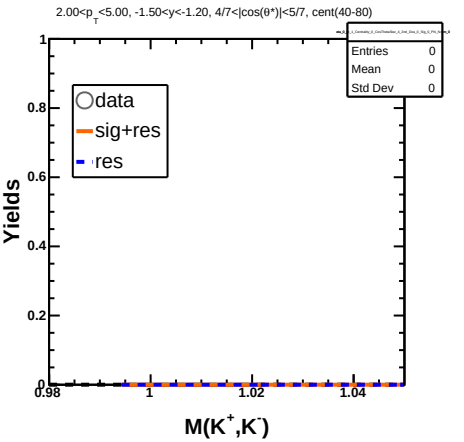
2.00<p_T<5.00, -1.50<y<-1.20, 4/7<|cos(θ*)|<5/7, cent(40-80)
Entries 0
Mean 0
Std Dev 0
data
sig+res
res
Yields
M(K+,K-)

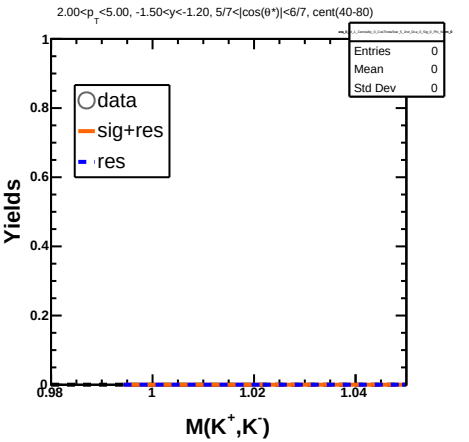
2.00<p_T<5.00, -1.50<y<-1.20, 5/7<|cos(θ*)|<6/7, cent(40-80)
Entries 0
Mean 0
Std Dev 0
data
sig+res
res
Yields
M(K+,K-)

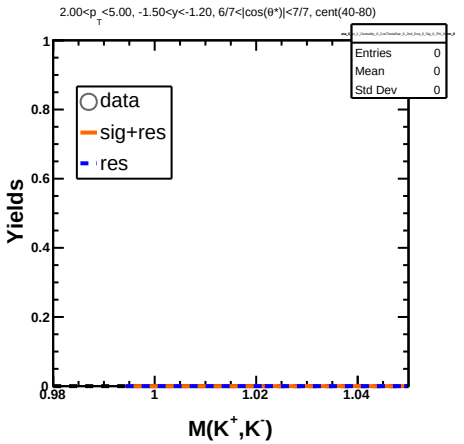
2.00<p_T<5.00, -1.50<y<-1.20, 6/7<|cos(θ*)|<7/7, cent(40-80)
Entries 0
Mean 0
Std Dev 0
data
sig+res
res
Yields
M(K+,K-)

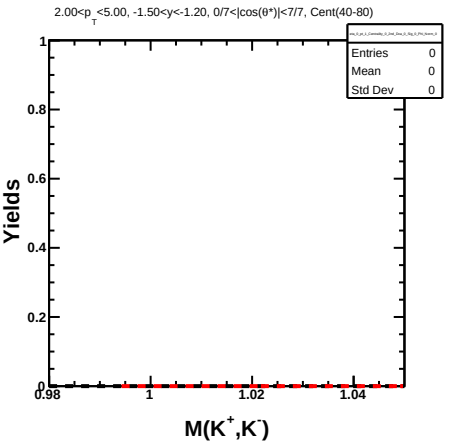
2.00<p_T<5.00, -1.50<y<-1.20, 0/7<|cos(θ*)|<7/7, Cent(40-80)
Entries 0
Mean 0
Std Dev 0
Yields
M(K+,K-)

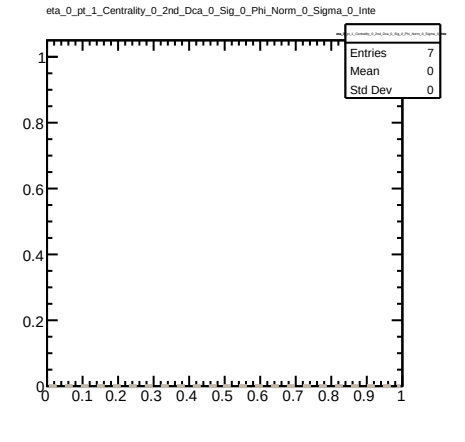
eta_0_pt_1_Centrality_0_2nd_Dca_0_Sig_0_Phi_Norm_0_Sigma_0_Inte
Entries 7
Mean 0
Std Dev 0

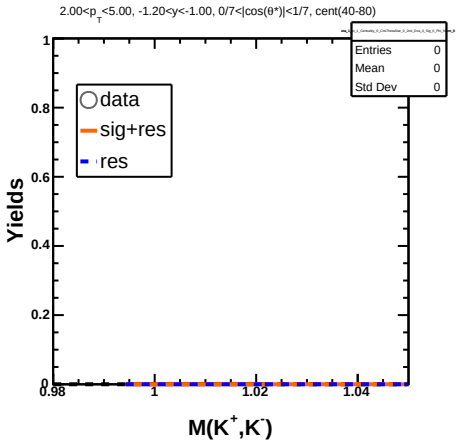
2.00<p_T<5.00, -1.20<y<-1.00, 0/7<|cos(θ*)|<1/7, cent(40-80)
Entries 0
Mean 0
Std Dev 0
data
sig+res
res
Yields
M(K+,K-)

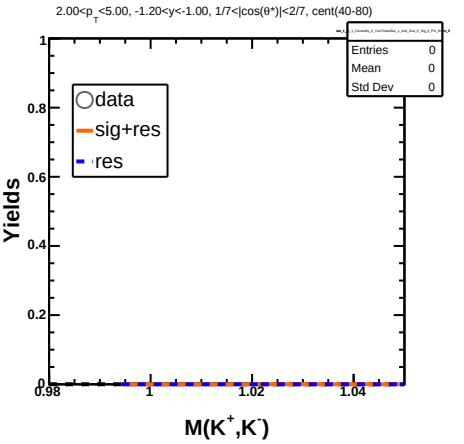
2.00<p_T<5.00, -1.20<y<-1.00, 1/7<|cos(θ*)|<2/7, cent(40-80)
Entries 0
Mean 0
Std Dev 0
data
sig+res
res
Yields
M(K+,K-)

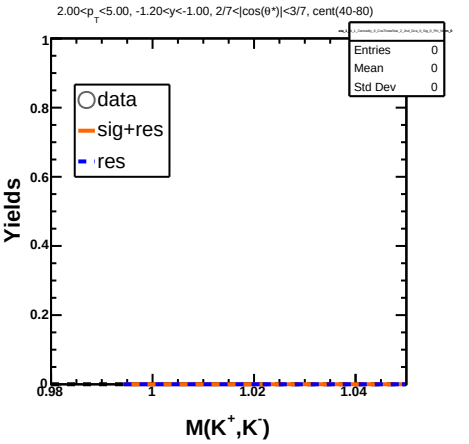
2.00<p_T<5.00, -1.20<y<-1.00, 2/7<|cos(θ*)|<3/7, cent(40-80)
Entries 0
Mean 0
Std Dev 0
data
sig+res
res
Yields
M(K+,K-)

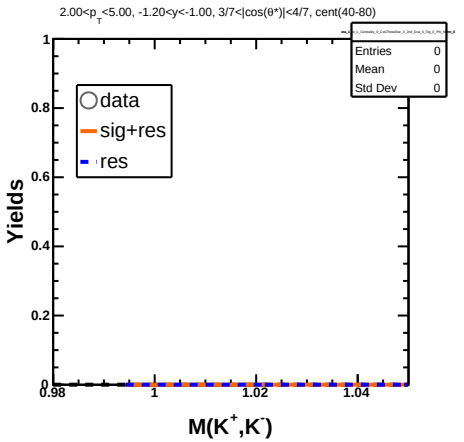
2.00<p_T<5.00, -1.20<y<-1.00, 3/7<|cos(θ*)|<4/7, cent(40-80)
Entries 0
Mean 0
Std Dev 0
data
sig+res
res
Yields
M(K+,K-)

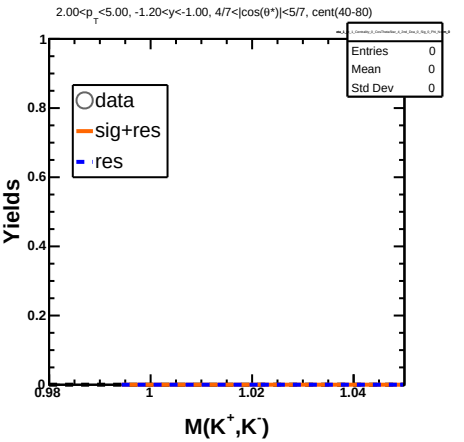
2.00<p_T<5.00, -1.20<y<-1.00, 4/7<|cos(θ*)|<5/7, cent(40-80)
Entries 0
Mean 0
Std Dev 0
data
sig+res
res
Yields
M(K+,K-)

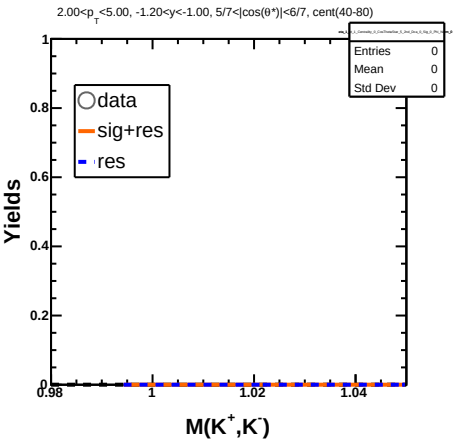
2.00<p_T<5.00, -1.20<y<-1.00, 5/7<|cos(θ*)|<6/7, cent(40-80)
Entries 0
Mean 0
Std Dev 0
data
sig+res
res
Yields
M(K+,K-)

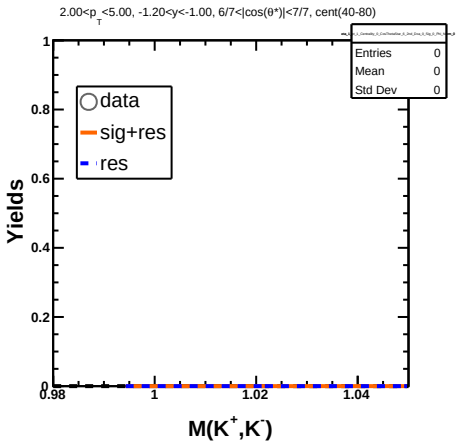
2.00<p_T<5.00, -1.20<y<-1.00, 6/7<|cos(θ*)|<7/7, cent(40-80)
Entries 0
Mean 0
Std Dev 0
data
sig+res
res
Yields
M(K+,K-)

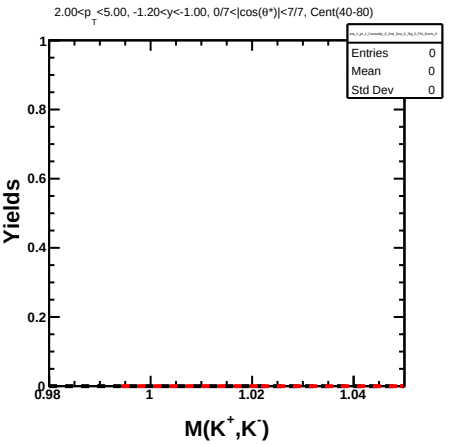
2.00<p_T<5.00, -1.20<y<-1.00, 0/7<|cos(θ*)|<7/7, Cent(40-80)
Entries 0
Mean 0
Std Dev 0
Yields
M(K+,K-)

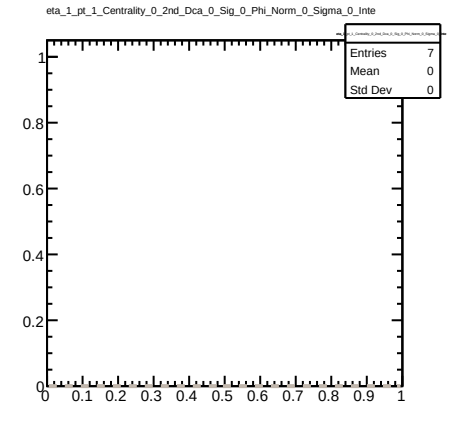
eta_1_pt_1_Centrality_0_2nd_Dca_0_Sig_0_Phi_Norm_0_Sigma_0_Inte
Entries 7
Mean 0
Std Dev 0

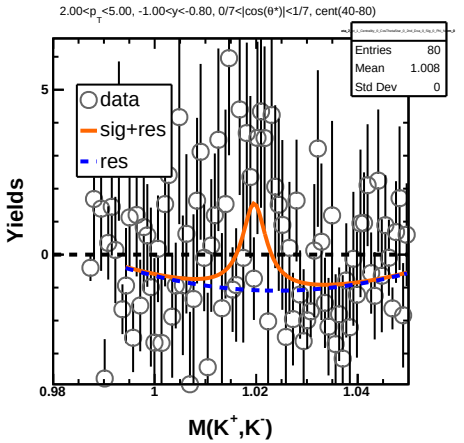
2.00<p_T<5.00, -1.00<y<-0.80, 0/7<|cos(θ*)|<1/7, cent(40-80)
Entries 80
Mean 1.008
Std Dev 0
data
sig+res
res
Yields
M(K+,K-)

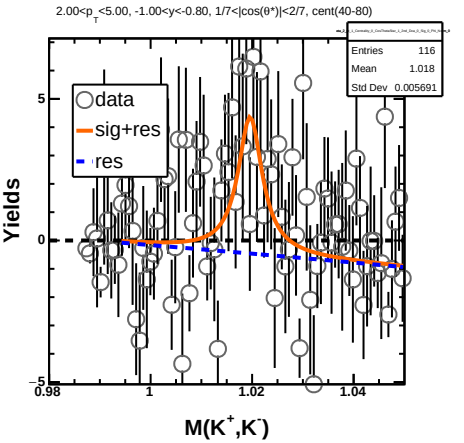
2.00<p_T<5.00, -1.00<y<-0.80, 1/7<|cos(θ*)|<2/7, cent(40-80)
Entries 116
Mean 1.018
Std Dev 0.005691
data
sig+res
res
Yields
M(K+,K-)

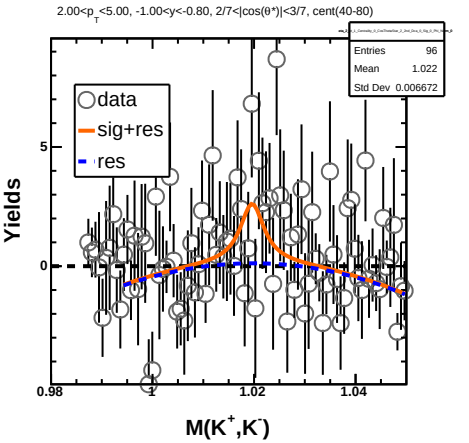
2.00<p_T<5.00, -1.00<y<-0.80, 2/7<|cos(θ*)|<3/7, cent(40-80)
Entries 96
Mean 1.022
Std Dev 0.006672
data
sig+res
res
Yields
M(K+,K-)

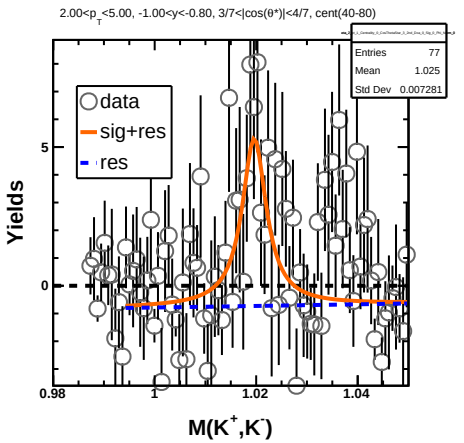
2.00<p_T<5.00, -1.00<y<-0.80, 3/7<|cos(θ*)|<4/7, cent(40-80)
Entries 77
Mean 1.025
Std Dev 0.007281
data
sig+res
res
Yields
M(K+,K-)

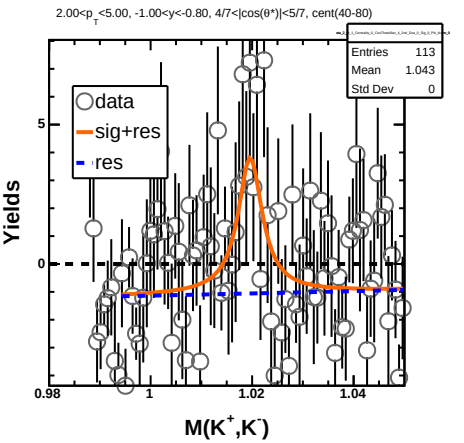
2.00<p_T<5.00, -1.00<y<-0.80, 4/7<|cos(θ*)|<5/7, cent(40-80)
Entries 113
Mean 1.043
Std Dev 0
data
sig+res
res
Yields
M(K+,K-)

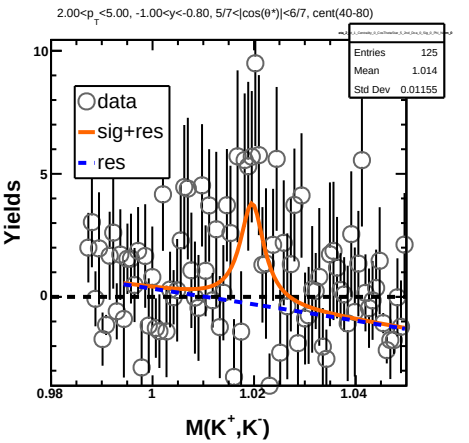
2.00<p_T<5.00, -1.00<y<-0.80, 5/7<|cos(θ*)|<6/7, cent(40-80)
Entries 125
Mean 1.014
Std Dev 0.01155
data
sig+res
res
Yields
M(K+,K-)

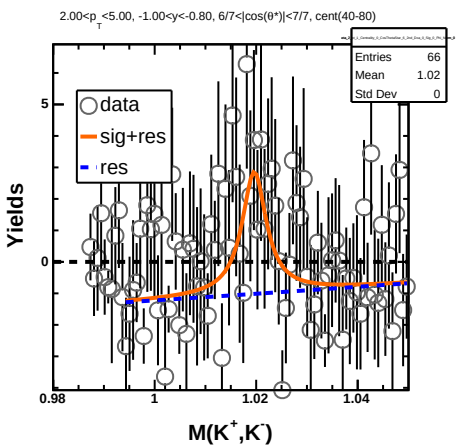
2.00<p_T<5.00, -1.00<y<-0.80, 6/7<|cos(θ*)|<7/7, cent(40-80)
Entries 66
Mean 1.02
Std Dev 0
data
sig+res
res
Yields
M(K+,K-)

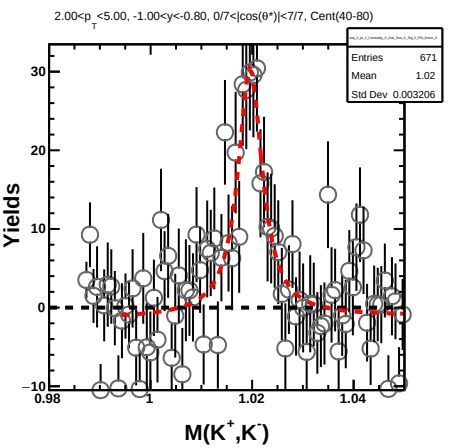
2.00<p_T<5.00, -1.00<y<-0.80, 0/7<|cos(θ*)|<7/7, Cent(40-80)
Entries 671
Mean 1.02
Std Dev 0.003206
Yields
M(K+,K-)

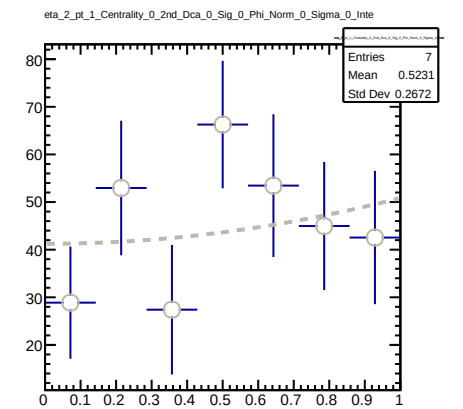
eta_2_pt_1_Centrality_0_2nd_Dca_0_Sig_0_Phi_Norm_0_Sigma_0_Inte
Entries 7
Mean 0.5231
Std Dev 0.2672

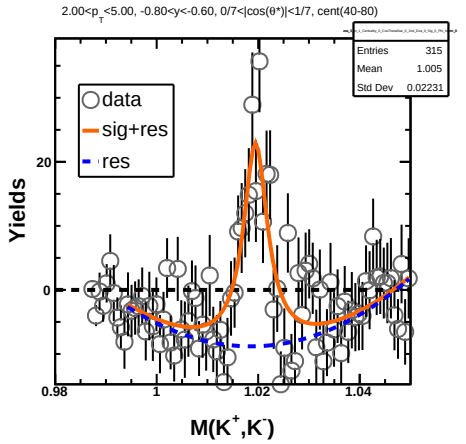
2.00<p_T<5.00, -0.80<y<-0.60, 0/7<|cos(θ*)|<1/7, cent(40-80)
Entries 315
Mean 1.005
Std Dev 0.02231
data
sig+res
res
Yields
M(K+,K-)

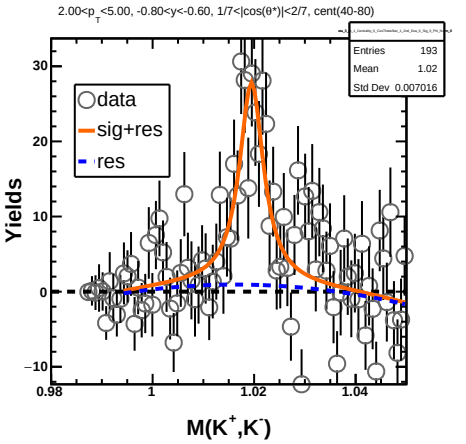
2.00<p_T<5.00, -0.80<y<-0.60, 1/7<|cos(θ*)|<2/7, cent(40-80)
Entries 193
Mean 1.02
Std Dev 0.007016
data
sig+res
res
Yields
M(K+,K-)

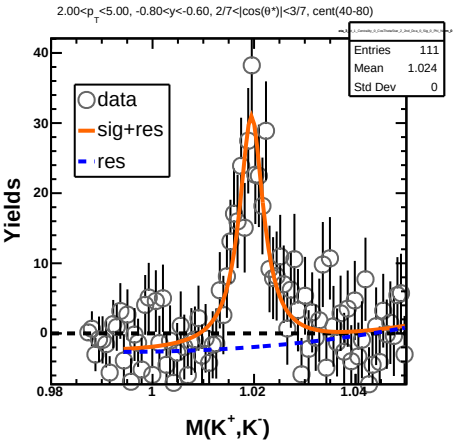
2.00<p_T<5.00, -0.80<y<-0.60, 2/7<|cos(θ*)|<3/7, cent(40-80)
Entries 111
Mean 1.024
Std Dev 0
data
sig+res
res
Yields
M(K+,K-)

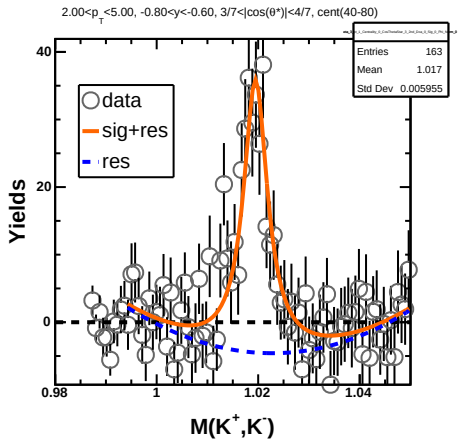
2.00<p_T<5.00, -0.80<y<-0.60, 3/7<|cos(θ*)|<4/7, cent(40-80)
Entries 163
Mean 1.017
Std Dev 0.005955
data
sig+res
res
Yields
M(K+,K-)

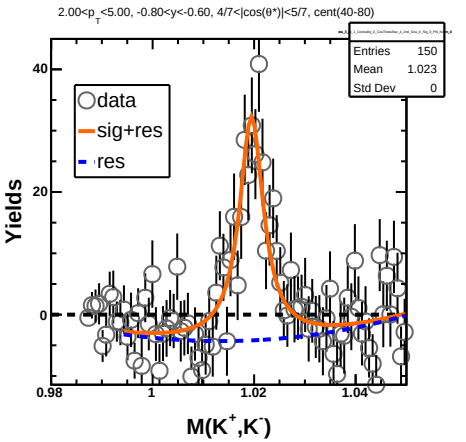
2.00<p_T<5.00, -0.80<y<-0.60, 4/7<|cos(θ*)|<5/7, cent(40-80)
Entries 150
Mean 1.023
Std Dev 0
data
sig+res
res
Yields
M(K+,K-)

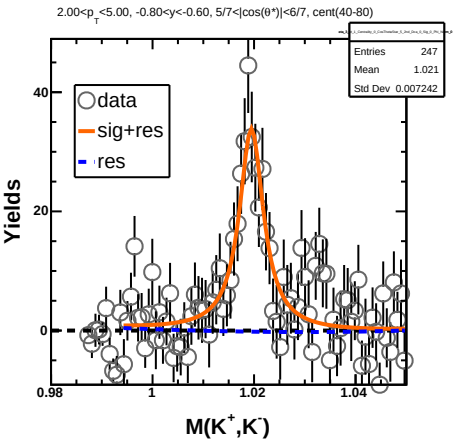
2.00<p_T<5.00, -0.80<y<-0.60, 5/7<|cos(θ*)|<6/7, cent(40-80)
Entries 247
Mean 1.021
Std Dev 0.007242
data
sig+res
res
Yields
M(K+,K-)

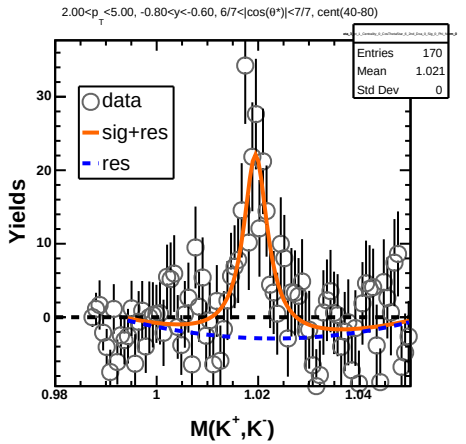
2.00<p_T<5.00, -0.80<y<-0.60, 6/7<|cos(θ*)|<7/7, cent(40-80)
Entries 170
Mean 1.021
Std Dev 0
data
sig+res
res
Yields
M(K+,K-)

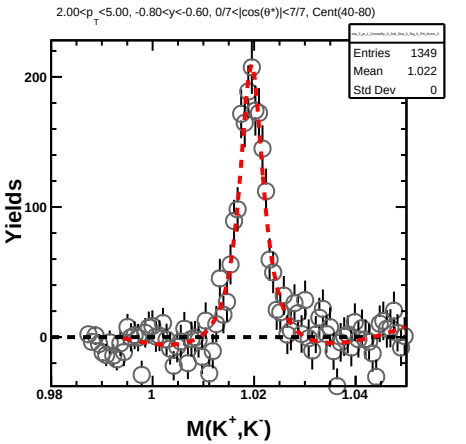
2.00<p_T<5.00, -0.80<y<-0.60, 0/7<|cos(θ*)|<7/7, Cent(40-80)
Entries 1349
Mean 1.022
Std Dev 0
Yields
M(K+,K-)

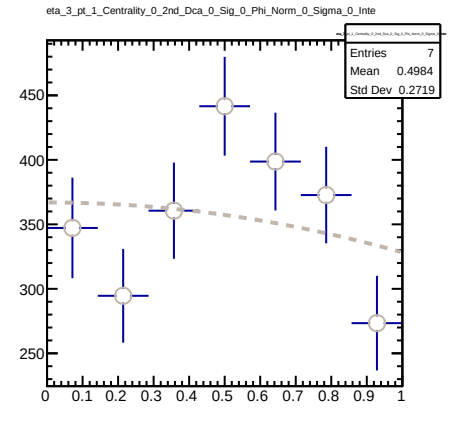
eta_3_pt_1_Centrality_0_2nd_Dca_0_Sig_0_Phi_Norm_0_Sigma_0_Inte
Entries 7
Mean 0.4984
Std Dev 0.2719

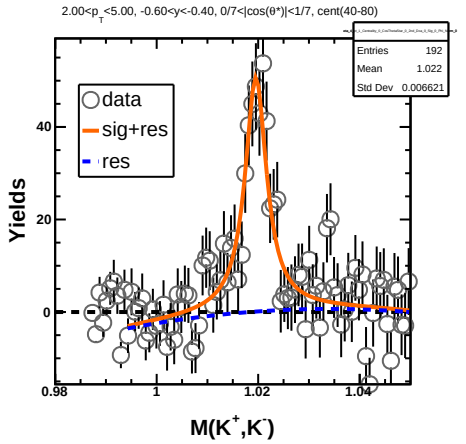
2.00<p_T<5.00, -0.60<y<-0.40, 0/7<|cos(θ*)|<1/7, cent(40-80)
Entries 192
Mean 1.022
Std Dev 0.006621
data
sig+res
res
Yields
M(K+,K-)

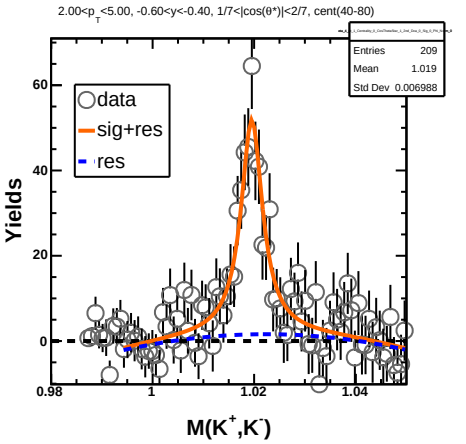
2.00<p_T<5.00, -0.60<y<-0.40, 1/7<|cos(θ*)|<2/7, cent(40-80)
Entries 209
Mean 1.019
Std Dev 0.006988
data
sig+res
res
Yields
M(K+,K-)

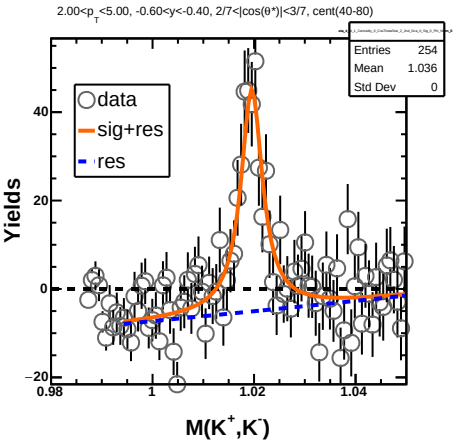
2.00<p_T<5.00, -0.60<y<-0.40, 2/7<|cos(θ*)|<3/7, cent(40-80)
Entries 254
Mean 1.036
Std Dev 0
data
sig+res
res
Yields
M(K+,K-)

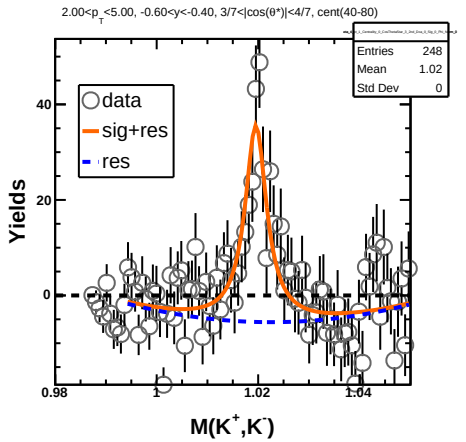
2.00<p_T<5.00, -0.60<y<-0.40, 3/7<|cos(θ*)|<4/7, cent(40-80)
Entries 248
Mean 1.02
Std Dev 0
data
sig+res
res
Yields
M(K+,K-)

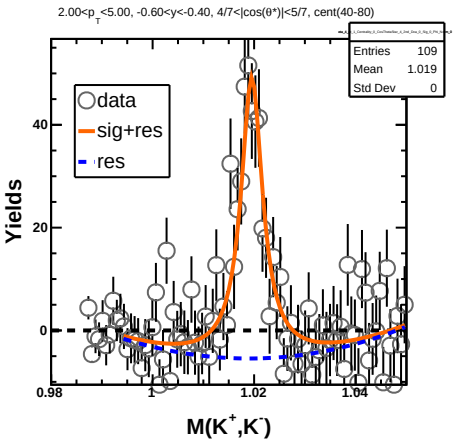
2.00<p_T<5.00, -0.60<y<-0.40, 4/7<|cos(θ*)|<5/7, cent(40-80)
Entries 109
Mean 1.019
Std Dev 0
data
sig+res
res
Yields
M(K+,K-)

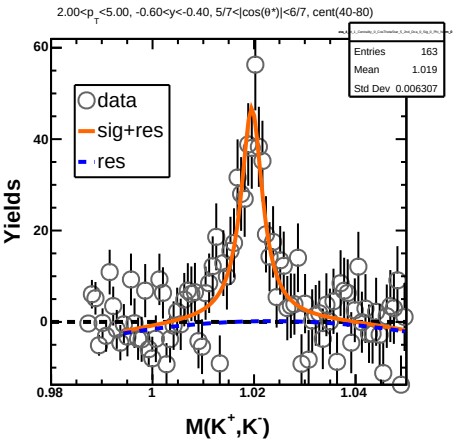
2.00<p_T<5.00, -0.60<y<-0.40, 5/7<|cos(θ*)|<6/7, cent(40-80)
Entries 163
Mean 1.019
Std Dev 0.006307
data
sig+res
res
Yields
M(K+,K-)

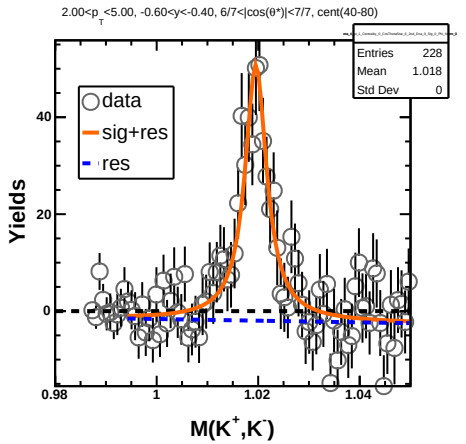
2.00<p_T<5.00, -0.60<y<-0.40, 6/7<|cos(θ*)|<7/7, cent(40-80)
Entries 228
Mean 1.018
Std Dev 0
data
sig+res
res
Yields
M(K+,K-)

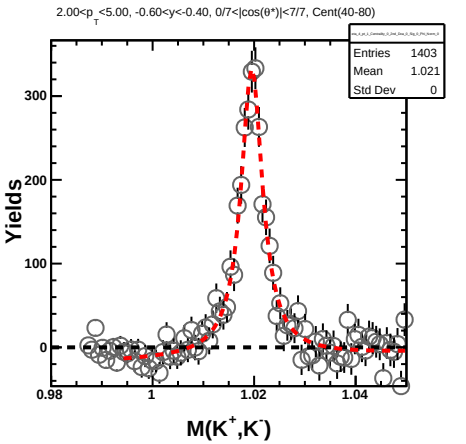
2.00<p_T<5.00, -0.60<y<-0.40, 0/7<|cos(θ*)|<7/7, Cent(40-80)
Entries 1403
Mean 1.021
Std Dev 0
Yields
M(K+,K-)

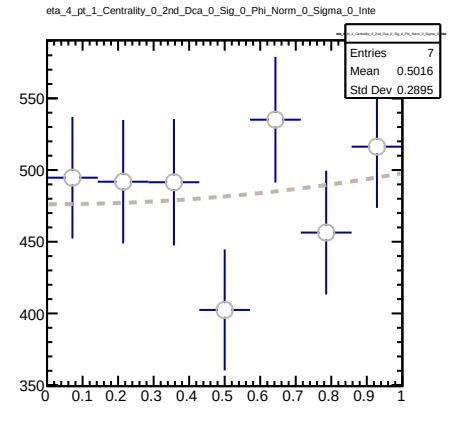
eta_4_pt_1_Centrality_0_2nd_Dca_0_Sig_0_Phi_Norm_0_Sigma_0_Inte
Entries 7
Mean 0.5016
Std Dev 0.2895

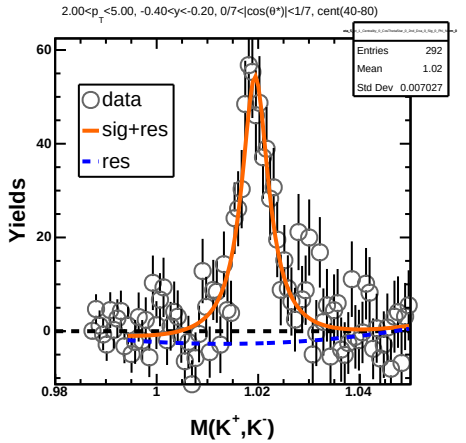
2.00<p_T<5.00, -0.40<y<-0.20, 0/7<|cos(θ*)|<1/7, cent(40-80)
Entries 292
Mean 1.02
Std Dev 0.007027
data
sig+res
res
Yields
M(K+,K-)

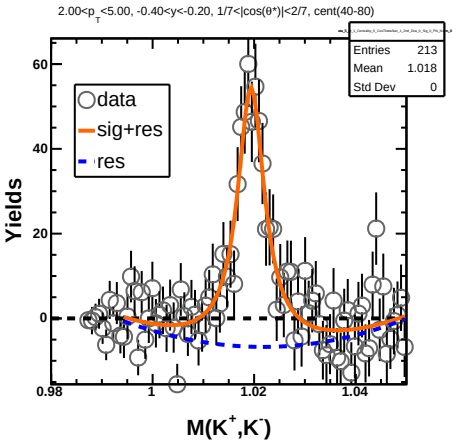
2.00<p_T<5.00, -0.40<y<-0.20, 1/7<|cos(θ*)|<2/7, cent(40-80)
Entries 213
Mean 1.018
Std Dev 0
data
sig+res
res
Yields
M(K+,K-)

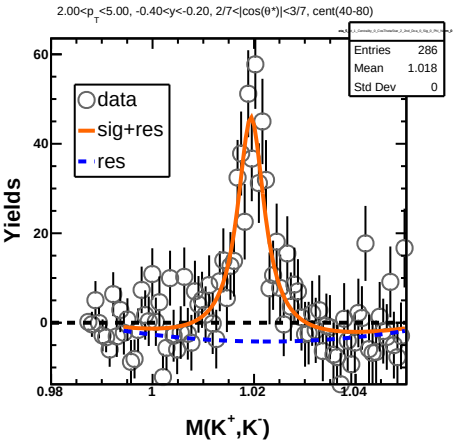
2.00<p_T<5.00, -0.40<y<-0.20, 2/7<|cos(θ*)|<3/7, cent(40-80)
Entries 286
Mean 1.018
Std Dev 0
data
sig+res
res
Yields
M(K+,K-)

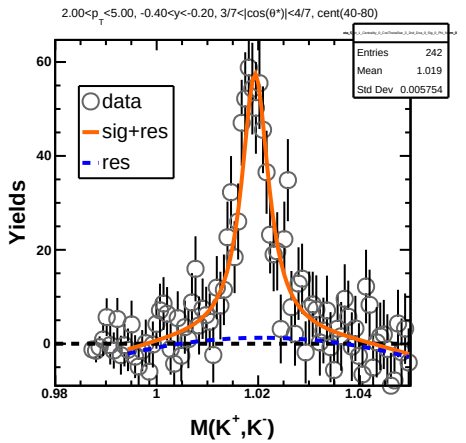
2.00<p_T<5.00, -0.40<y<-0.20, 3/7<|cos(θ*)|<4/7, cent(40-80)
Entries 242
Mean 1.019
Std Dev 0.005754
data
sig+res
res
Yields
M(K+,K-)

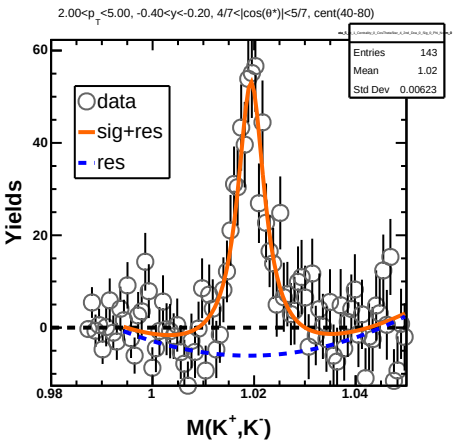
2.00<p_T<5.00, -0.40<y<-0.20, 4/7<|cos(θ*)|<5/7, cent(40-80)
Entries 143
Mean 1.02
Std Dev 0.00623
data
sig+res
res
Yields
M(K+,K-)

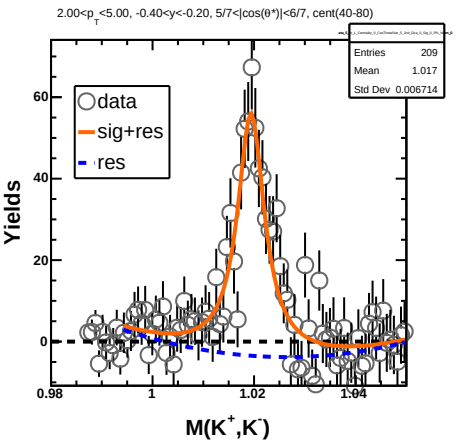
2.00<p_T<5.00, -0.40<y<-0.20, 5/7<|cos(θ*)|<6/7, cent(40-80)
Entries 209
Mean 1.017
Std Dev 0.006714
data
sig+res
res
Yields
M(K+,K-)

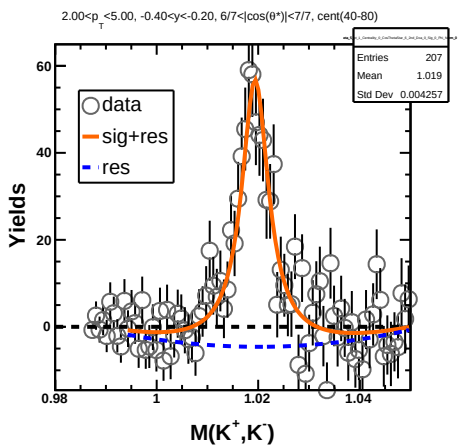
2.00<p_T<5.00, -0.40<y<-0.20, 6/7<|cos(θ*)|<7/7, cent(40-80)
Entries 207
Mean 1.019
Std Dev 0.004257
data
sig+res
res
Yields
M(K+,K-)

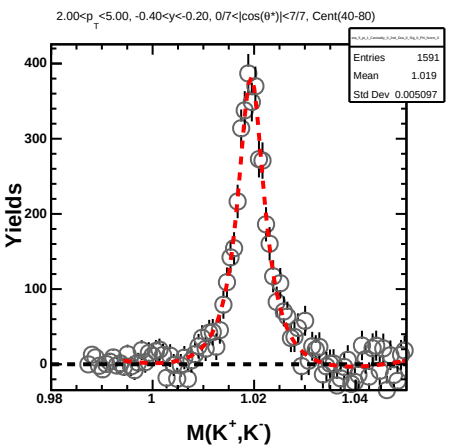
2.00<p_T<5.00, -0.40<y<-0.20, 0/7<|cos(θ*)|<7/7, Cent(40-80)
Entries 1591
Mean 1.019
Std Dev 0.005097
Yields
M(K+,K-)

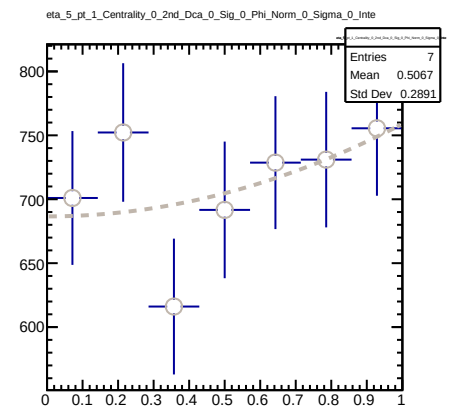
eta_5_pt_1_Centrality_0_2nd_Dca_0_Sig_0_Phi_Norm_0_Sigma_0_Inte
Entries 7
Mean 0.5067
Std Dev 0.2891

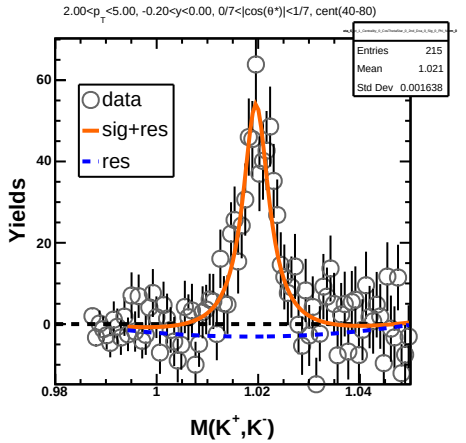
2.00<p_T<5.00, -0.20<y<0.00, 0/7<|cos(θ*)|<1/7, cent(40-80)
Entries 215
Mean 1.021
Std Dev 0.001638
data
sig+res
res
Yields
M(K+,K-)

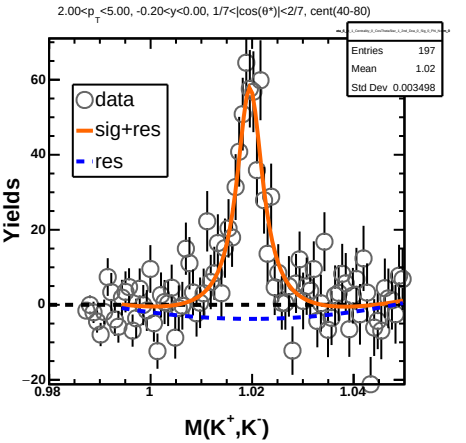
2.00<p_T<5.00, -0.20<y<0.00, 1/7<|cos(θ*)|<2/7, cent(40-80)
Entries 197
Mean 1.02
Std Dev 0.003498
data
sig+res
res
Yields
M(K+,K-)

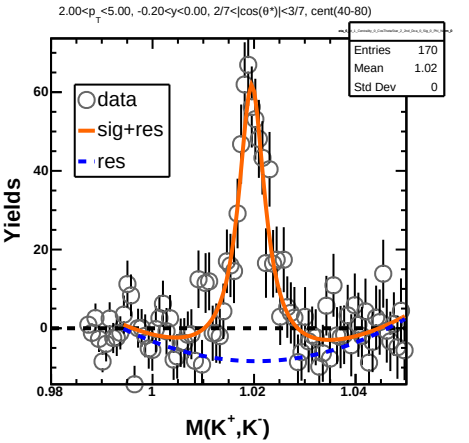
2.00<p_T<5.00, -0.20<y<0.00, 2/7<|cos(θ*)|<3/7, cent(40-80)
Entries 170
Mean 1.02
Std Dev 0
data
sig+res
res
Yields
M(K+,K-)

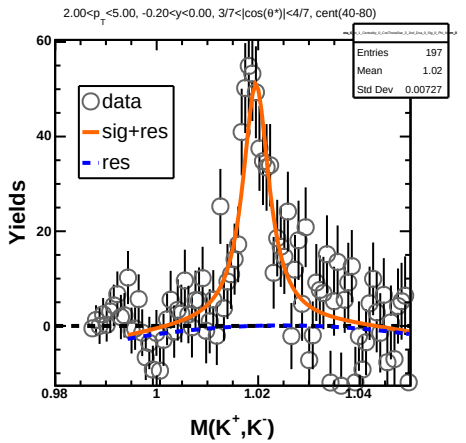
2.00<p_T<5.00, -0.20<y<0.00, 3/7<|cos(θ*)|<4/7, cent(40-80)
Entries 197
Mean 1.02
Std Dev 0.00727
data
sig+res
res
Yields
M(K+,K-)

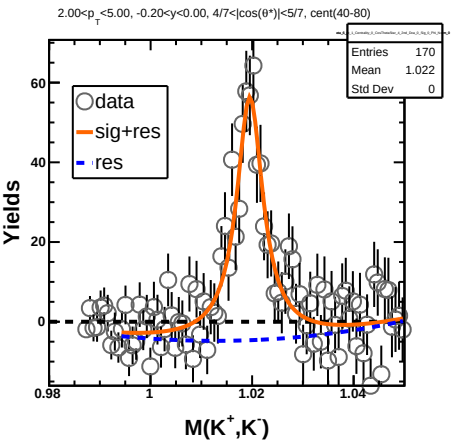
2.00<p_T<5.00, -0.20<y<0.00, 4/7<|cos(θ*)|<5/7, cent(40-80)
Entries 170
Mean 1.022
Std Dev 0
data
sig+res
res
Yields
M(K+,K-)

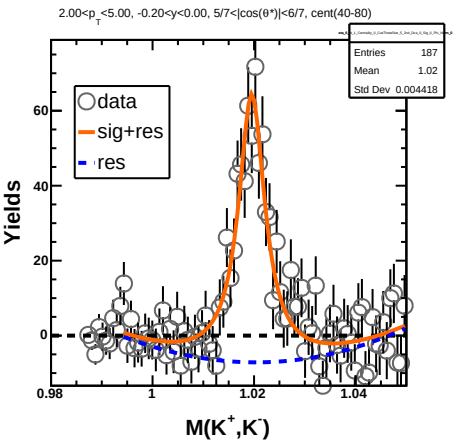
2.00<p_T<5.00, -0.20<y<0.00, 5/7<|cos(θ*)|<6/7, cent(40-80)
Entries 187
Mean 1.02
Std Dev 0.004418
data
sig+res
res
Yields
M(K+,K-)

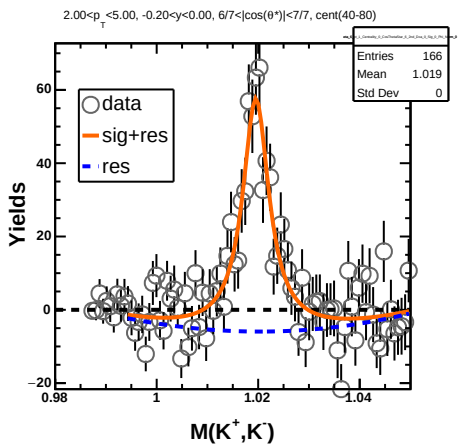
2.00<p_T<5.00, -0.20<y<0.00, 6/7<|cos(θ*)|<7/7, cent(40-80)
Entries 166
Mean 1.019
Std Dev 0
data
sig+res
res
Yields
M(K+,K-)

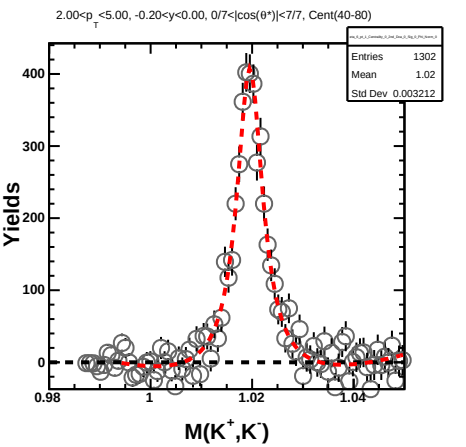
2.00<p_T<5.00, -0.20<y<0.00, 0/7<|cos(θ*)|<7/7, Cent(40-80)
Entries 1302
Mean 1.02
Std Dev 0.003212
Yields
M(K+,K-)

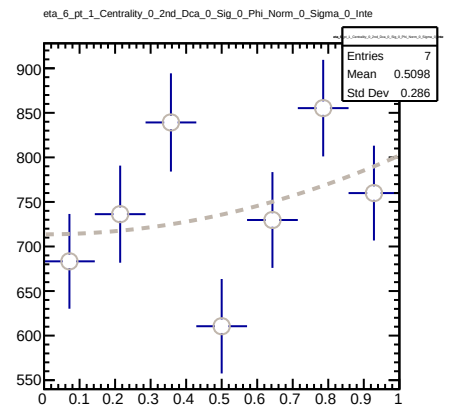
eta_6_pt_1_Centrality_0_2nd_Dca_0_Sig_0_Phi_Norm_0_Sigma_0_Inte
Entries 7
Mean 0.5098
Std Dev 0.286

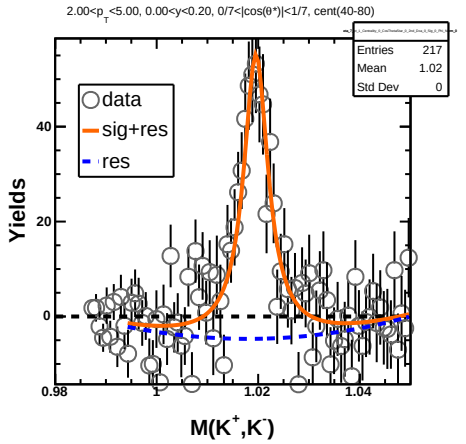
2.00<p_T<5.00, 0.00<y<0.20, 0/7<|cos(θ*)|<1/7, cent(40-80)
Entries 217
Mean 1.02
Std Dev 0
data
sig+res
res
Yields
M(K+,K-)

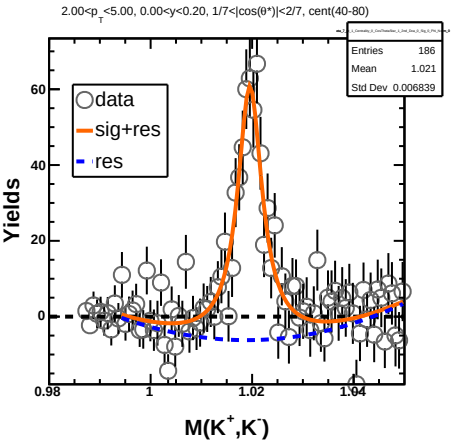
2.00<p_T<5.00, 0.00<y<0.20, 1/7<|cos(θ*)|<2/7, cent(40-80)
Entries 186
Mean 1.021
Std Dev 0.006839
data
sig+res
res
Yields
M(K+,K-)

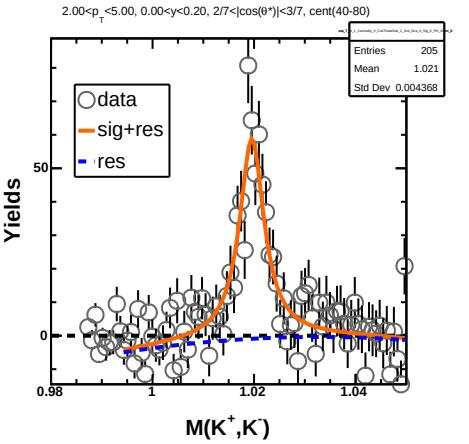
2.00<p_T<5.00, 0.00<y<0.20, 2/7<|cos(θ*)|<3/7, cent(40-80)
Entries 205
Mean 1.021
Std Dev 0.004368
data
sig+res
res
Yields
M(K+,K-)

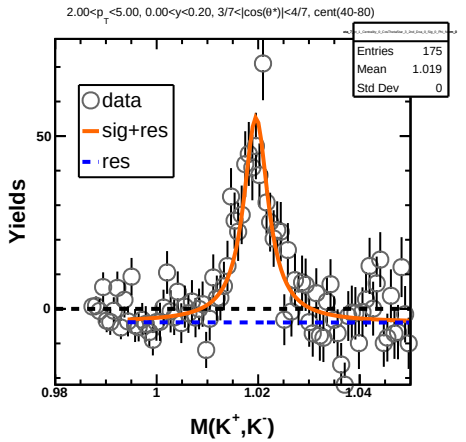
2.00<p_T<5.00, 0.00<y<0.20, 3/7<|cos(θ*)|<4/7, cent(40-80)
Entries 175
Mean 1.019
Std Dev 0
data
sig+res
res
Yields
M(K+,K-)

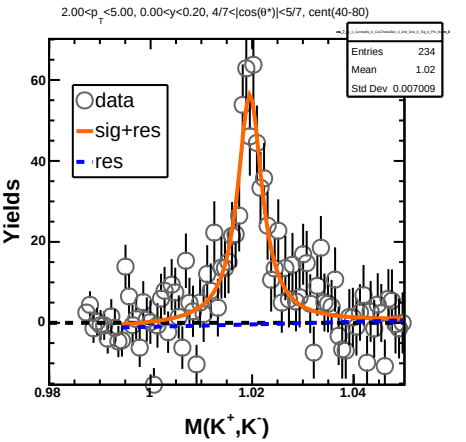
2.00<p_T<5.00, 0.00<y<0.20, 4/7<|cos(θ*)|<5/7, cent(40-80)
Entries 234
Mean 1.02
Std Dev 0.007009
data
sig+res
res
Yields
M(K+,K-)

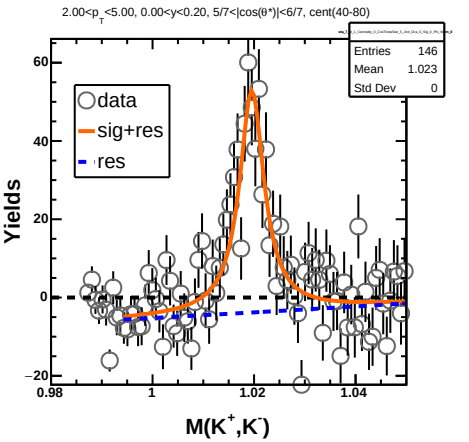
2.00<p_T<5.00, 0.00<y<0.20, 5/7<|cos(θ*)|<6/7, cent(40-80)
Entries 146
Mean 1.023
Std Dev 0
data
sig+res
res
Yields
M(K+,K-)

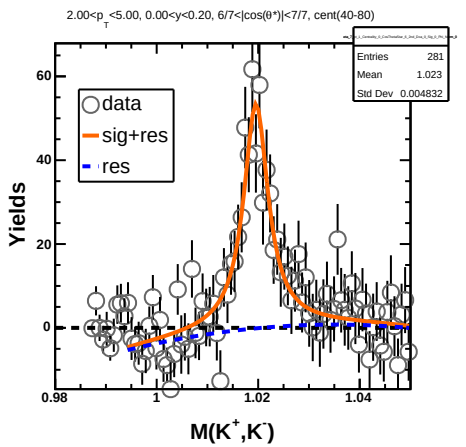
2.00<p_T<5.00, 0.00<y<0.20, 6/7<|cos(θ*)|<7/7, cent(40-80)
Entries 281
Mean 1.023
Std Dev 0.004832
data
sig+res
res
Yields
M(K+,K-)

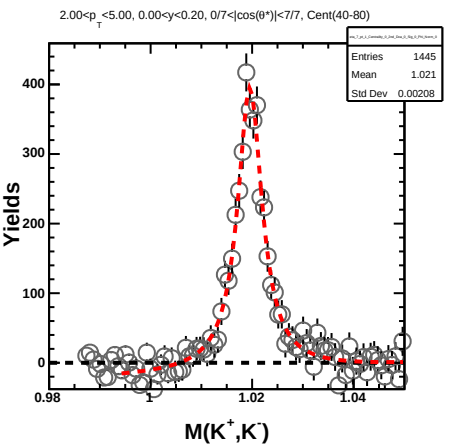
2.00<p_T<5.00, 0.00<y<0.20, 0/7<|cos(θ*)|<7/7, Cent(40-80)
Entries 1445
Mean 1.021
Std Dev 0.00208
Yields
M(K+,K-)

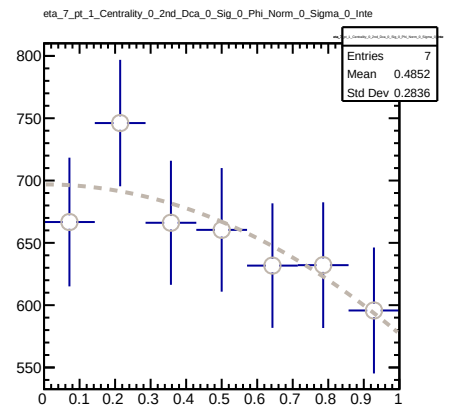
eta_7_pt_1_Centrality_0_2nd_Dca_0_Sig_0_Phi_Norm_0_Sigma_0_Inte
Entries 7
Mean 0.4852
Std Dev 0.2836

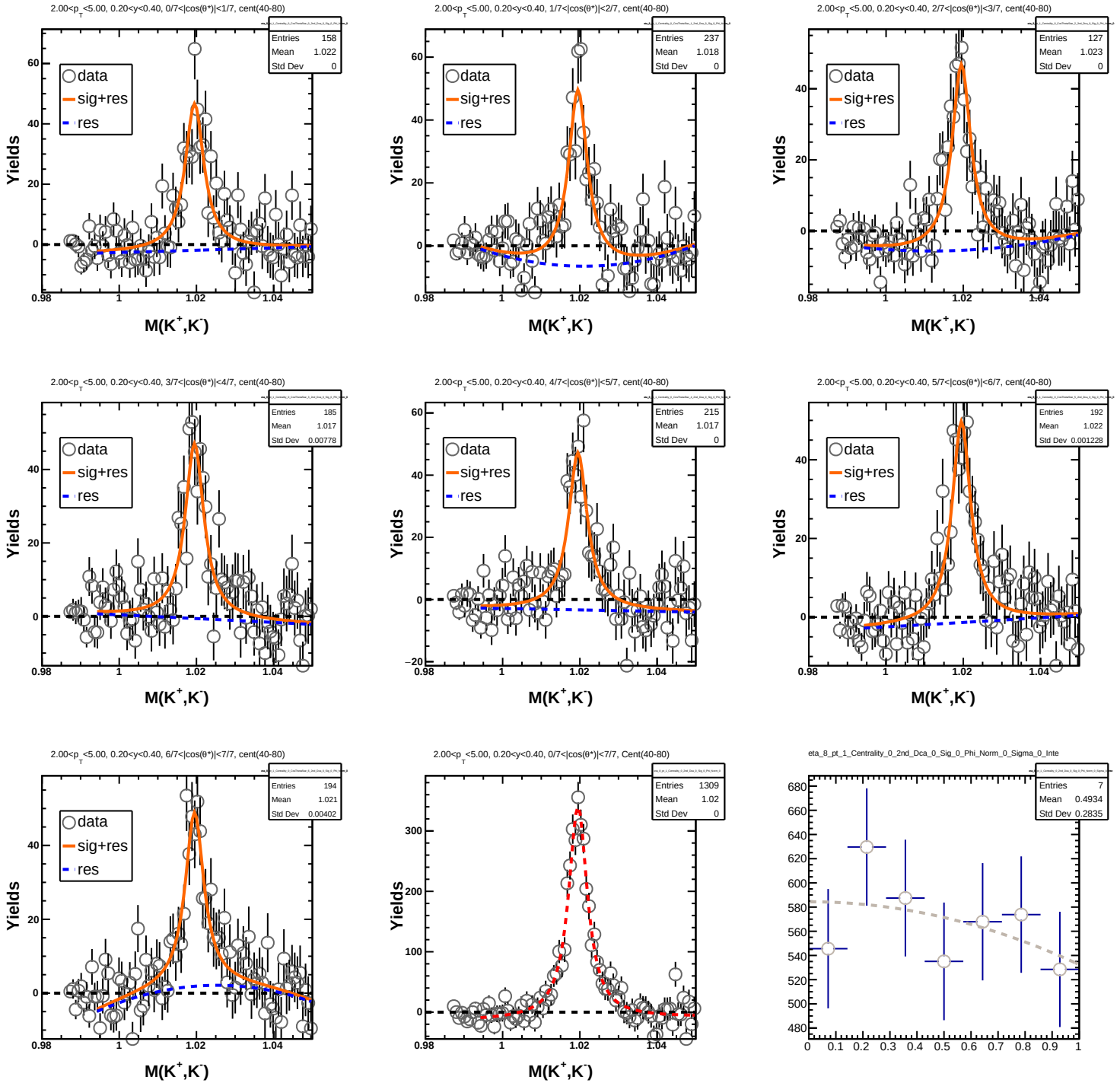
2.00<p_T<5.00, 0.20<y<0.40, 0/7<|cos(θ*)|<1/7, cent(40-80)
Entries 158
Mean 1.022
Std Dev 0
2.00<p_T<5.00, 0.20<y<0.40, 1/7<|cos(θ*)|<2/7, cent(40-80)
Entries 237
Mean 1.018
Std Dev 0
2.00<p_T<5.00, 0.20<y<0.40, 2/7<|cos(θ*)|<3/7, cent(40-80)
Entries 127
Mean 1.023
Std Dev 0
2.00<p_T<5.00, 0.20<y<0.40, 3/7<|cos(θ*)|<4/7, cent(40-80)
Entries 185
Mean 1.017
Std Dev 0.00778
2.00<p_T<5.00, 0.20<y<0.40, 4/7<|cos(θ*)|<5/7, cent(40-80)
Entries 215
Mean 1.017
Std Dev 0
2.00<p_T<5.00, 0.20<y<0.40, 5/7<|cos(θ*)|<6/7, cent(40-80)
Entries 192
Mean 1.022
Std Dev 0.001228
2.00<p_T<5.00, 0.20<y<0.40, 6/7<|cos(θ*)|<7/7, cent(40-80)
Entries 194
Mean 1.021
Std Dev 0.00402
2.00<p_T<5.00, 0.20<y<0.40, 0/7<|cos(θ*)|<7/7, Cent(40-80)
Entries 1309
Mean 1.02
Std Dev 0
eta_8_pt_1_Centrality_0_2nd_Dca_0_Sig_0_Phi_Norm_0_Sigma_0_Inte
Entries 7
Mean 0.4934
Std Dev 0.2835
data
sig+res
res
Yields
M(K+,K-)

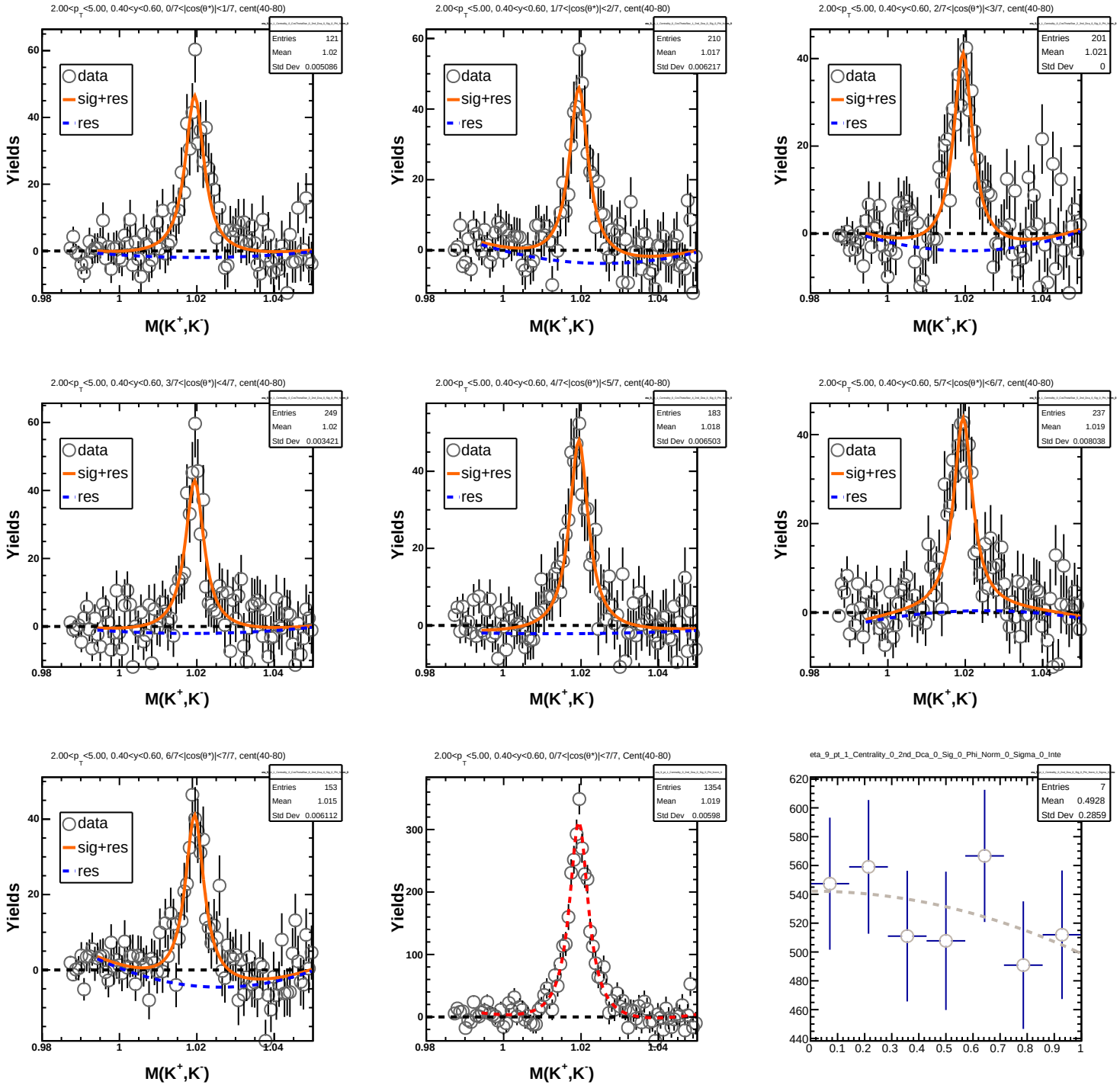
2.00<p_T<5.00, 0.40<y<0.60, 0/7<|cos(θ*)|<1/7, cent(40-80)
Entries 121
Mean 1.02
Std Dev 0.005086
2.00<p_T<5.00, 0.40<y<0.60, 1/7<|cos(θ*)|<2/7, cent(40-80)
Entries 210
Mean 1.017
Std Dev 0.006217
2.00<p_T<5.00, 0.40<y<0.60, 2/7<|cos(θ*)|<3/7, cent(40-80)
Entries 201
Mean 1.021
Std Dev 0
2.00<p_T<5.00, 0.40<y<0.60, 3/7<|cos(θ*)|<4/7, cent(40-80)
Entries 249
Mean 1.02
Std Dev 0.003421
2.00<p_T<5.00, 0.40<y<0.60, 4/7<|cos(θ*)|<5/7, cent(40-80)
Entries 183
Mean 1.018
Std Dev 0.006503
2.00<p_T<5.00, 0.40<y<0.60, 5/7<|cos(θ*)|<6/7, cent(40-80)
Entries 237
Mean 1.019
Std Dev 0.008038
2.00<p_T<5.00, 0.40<y<0.60, 6/7<|cos(θ*)|<7/7, cent(40-80)
Entries 153
Mean 1.015
Std Dev 0.006112
2.00<p_T<5.00, 0.40<y<0.60, 0/7<|cos(θ*)|<7/7, Cent(40-80)
Entries 1354
Mean 1.019
Std Dev 0.00598
eta_9_pt_1_Centrality_0_2nd_Dca_0_Sig_0_Phi_Norm_0_Sigma_0_Inte
Entries 7
Mean 0.4928
Std Dev 0.2859
data
sig+res
res
Yields
M(K+,K-)

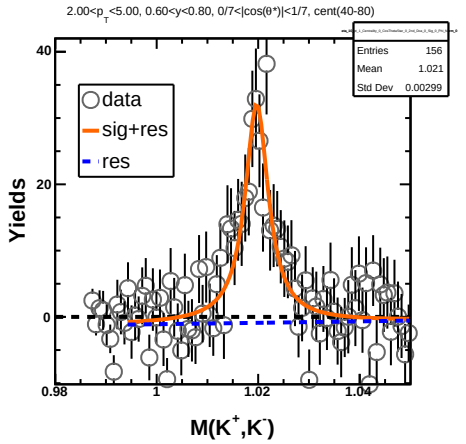
2.00<p_T<5.00, 0.60<y<0.80, 0/7<|cos(θ*)|<1/7, cent(40-80)
Entries 156
Mean 1.021
Std Dev 0.00299
data
sig+res
res
Yields
M(K+,K-)

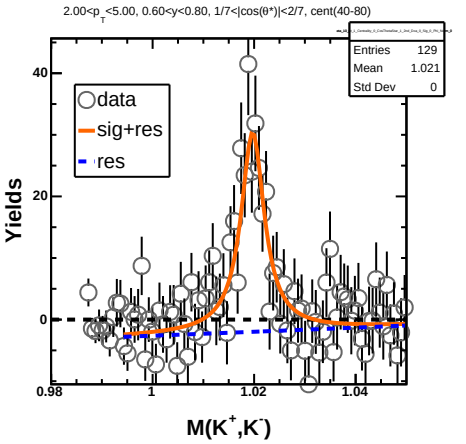
2.00<p_T<5.00, 0.60<y<0.80, 1/7<|cos(θ*)|<2/7, cent(40-80)
Entries 129
Mean 1.021
Std Dev 0
data
sig+res
res
Yields
M(K+,K-)

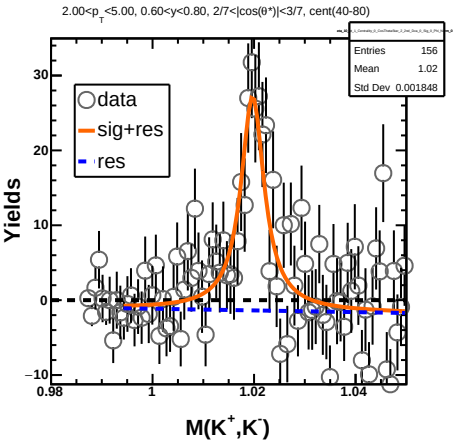
2.00<p_T<5.00, 0.60<y<0.80, 2/7<|cos(θ*)|<3/7, cent(40-80)
Entries 156
Mean 1.02
Std Dev 0.001848
data
sig+res
res
Yields
M(K+,K-)

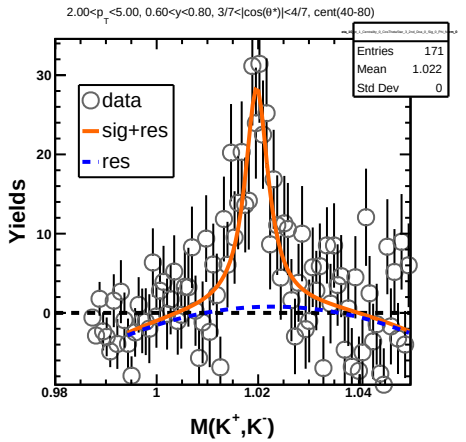
2.00<p_T<5.00, 0.60<y<0.80, 3/7<|cos(θ*)|<4/7, cent(40-80)
Entries 171
Mean 1.022
Std Dev 0
data
sig+res
res
Yields
M(K+,K-)

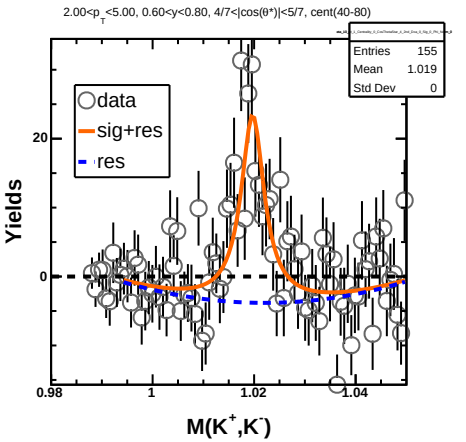
2.00<p_T<5.00, 0.60<y<0.80, 4/7<|cos(θ*)|<5/7, cent(40-80)
Entries 155
Mean 1.019
Std Dev 0
data
sig+res
res
Yields
M(K+,K-)

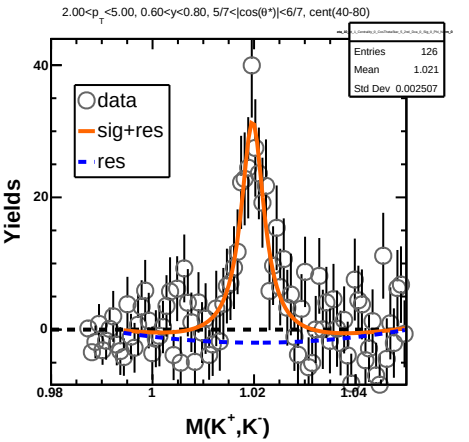
2.00<p_T<5.00, 0.60<y<0.80, 5/7<|cos(θ*)|<6/7, cent(40-80)
Entries 126
Mean 1.021
Std Dev 0.002507
data
sig+res
res
Yields
M(K+,K-)

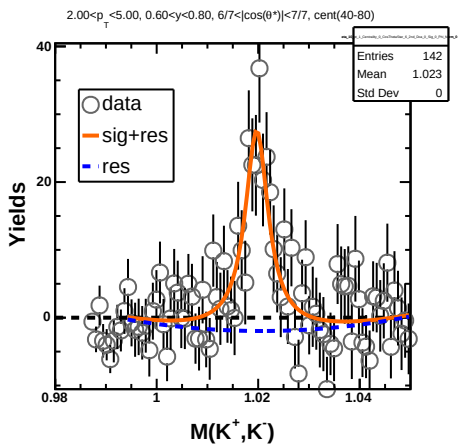
2.00<p_T<5.00, 0.60<y<0.80, 6/7<|cos(θ*)|<7/7, cent(40-80)
Entries 142
Mean 1.023
Std Dev 0
data
sig+res
res
Yields
M(K+,K-)

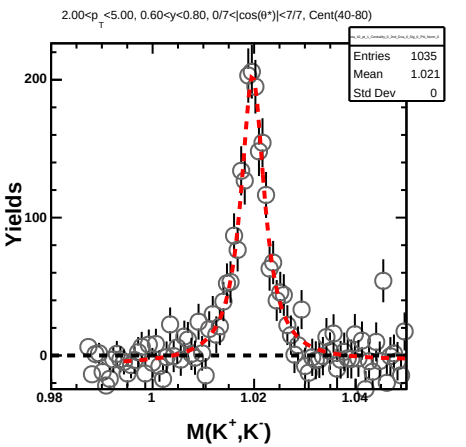
2.00<p_T<5.00, 0.60<y<0.80, 0/7<|cos(θ*)|<7/7, Cent(40-80)
Entries 1035
Mean 1.021
Std Dev 0
Yields
M(K+,K-)

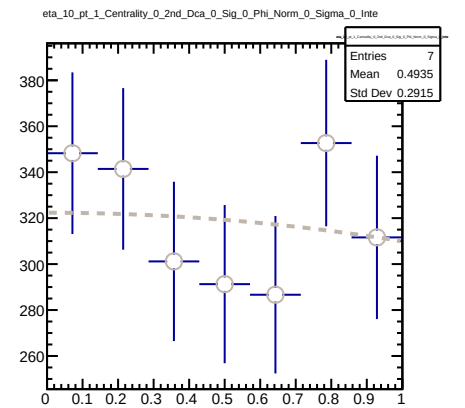
eta_10_pt_1_Centrality_0_2nd_Dca_0_Sig_0_Phi_Norm_0_Sigma_0_Inte
Entries 7
Mean 0.4935
Std Dev 0.2915

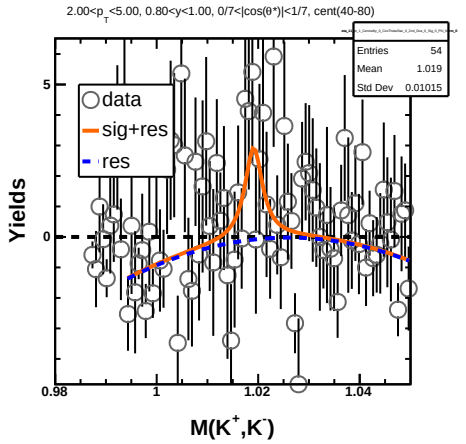
2.00<p_T<5.00, 0.80<y<1.00, 0/7<|cos(θ*)|<1/7, cent(40-80)
Entries 54
Mean 1.019
Std Dev 0.01015
data
sig+res
res
Yields
M(K+,K-)

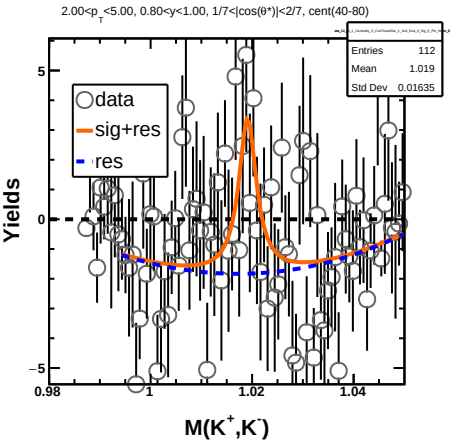
2.00<p_T<5.00, 0.80<y<1.00, 1/7<|cos(θ*)|<2/7, cent(40-80)
Entries 112
Mean 1.019
Std Dev 0.01635
data
sig+res
res
Yields
M(K+,K-)

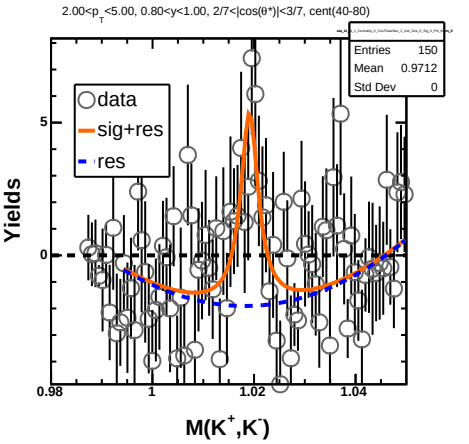
2.00<p_T<5.00, 0.80<y<1.00, 2/7<|cos(θ*)|<3/7, cent(40-80)
Entries 150
Mean 0.9712
Std Std Dev 0
data
sig+res
res
Yields
M(K+,K-)

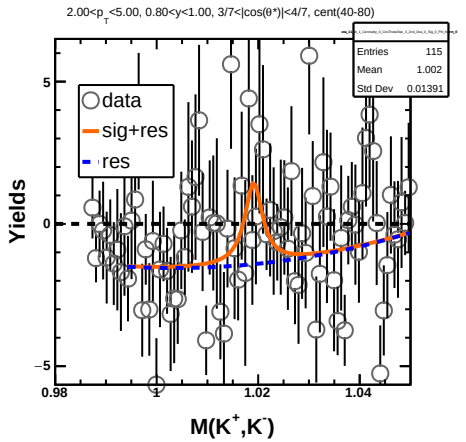
2.00<p_T<5.00, 0.80<y<1.00, 3/7<|cos(θ*)|<4/7, cent(40-80)
Entries 115
Mean 1.002
Std Dev 0.01391
data
sig+res
res
Yields
M(K+,K-)

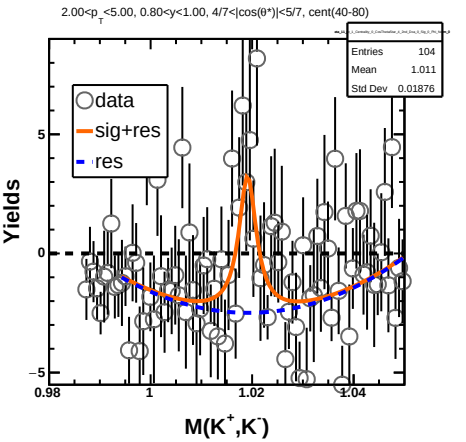
2.00<p_T<5.00, 0.80<y<1.00, 4/7<|cos(θ*)|<5/7, cent(40-80)
Entries 104
Mean 1.011
Std Dev 0.01876
data
sig+res
res
Yields
M(K+,K-)

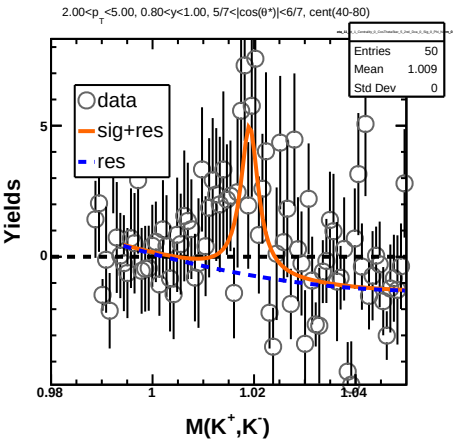
2.00<p_T<5.00, 0.80<y<1.00, 5/7<|cos(θ*)|<6/7, cent(40-80)
Entries 50
Mean 1.009
Std Dev 0
data
sig+res
res
Yields
M(K+,K-)

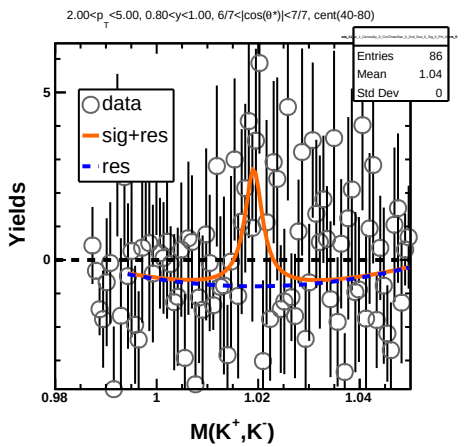
2.00<p_T<5.00, 0.80<y<1.00, 6/7<|cos(θ*)|<7/7, cent(40-80)
Entries 86
Mean 1.04
Std Dev 0
data
sig+res
res
Yields
M(K+,K-)

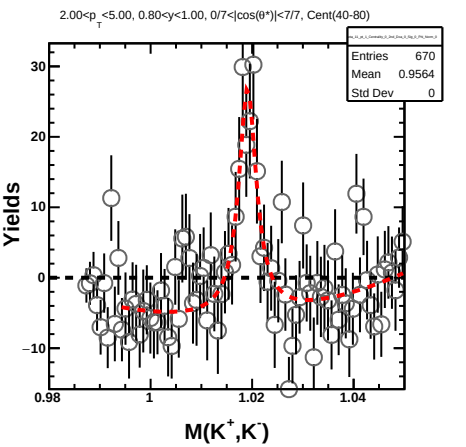
2.00<p_T<5.00, 0.80<y<1.00, 0/7<|cos(θ*)|<7/7, Cent(40-80)
Entries 670
Mean 0.9564
Std Dev 0
Yields
M(K+,K-)

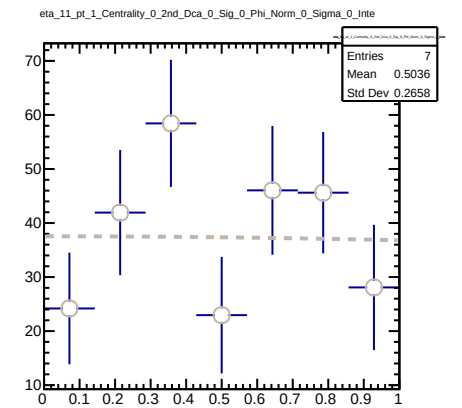
eta_11_pt_1_Centrality_0_2nd_Dca_0_Sig_0_Phi_Norm_0_Sigma_0_Inte
Entries 7
Mean 0.5036
Std Dev 0.2658

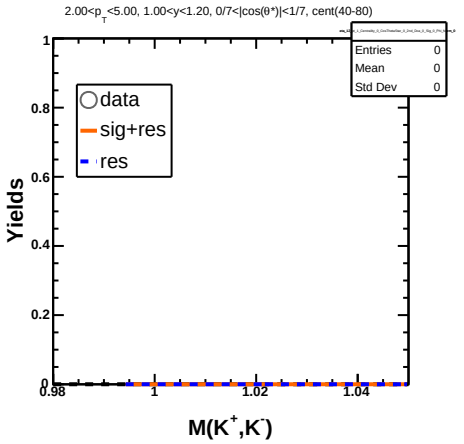
2.00<p_T<5.00, 1.00<y<1.20, 0/7<|cos(θ*)|<1/7, cent(40-80)
Entries 0
Mean 0
Std Dev 0
data
sig+res
res
Yields
M(K+,K-)

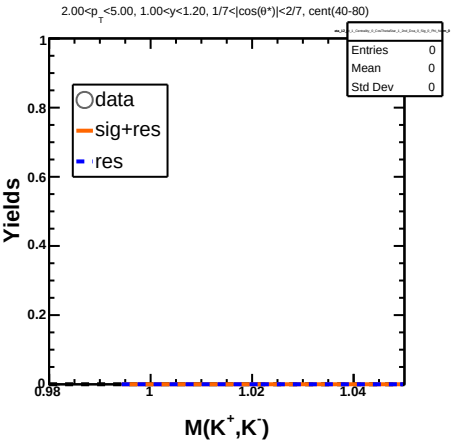
2.00<p_T<5.00, 1.00<y<1.20, 1/7<|cos(θ*)|<2/7, cent(40-80)
Entries 0
Mean 0
Std Dev 0
data
sig+res
res
Yields
M(K+,K-)

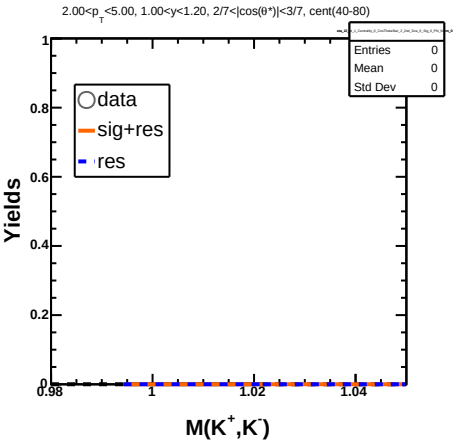
2.00<p_T<5.00, 1.00<y<1.20, 2/7<|cos(θ*)|<3/7, cent(40-80)
Entries 0
Mean 0
Std Dev 0
data
sig+res
res
Yields
M(K+,K-)

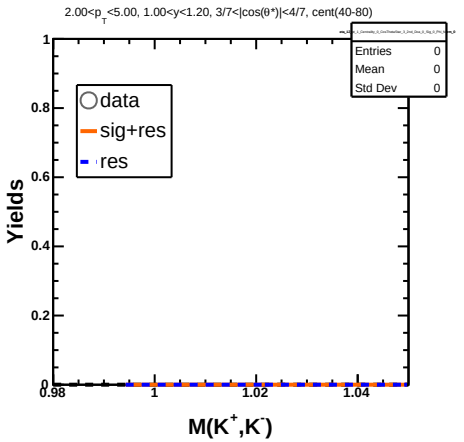
2.00<p_T<5.00, 1.00<y<1.20, 3/7<|cos(θ*)|<4/7, cent(40-80)
Entries 0
Mean 0
Std Dev 0
data
sig+res
res
Yields
M(K+,K-)

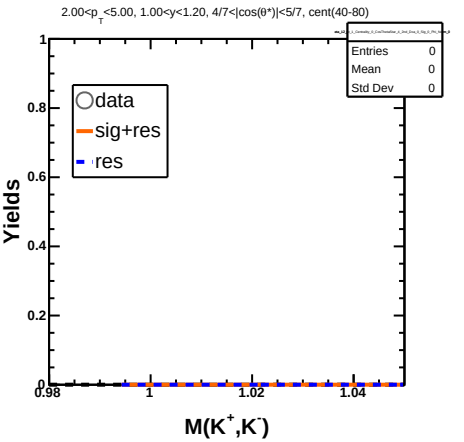
2.00<p_T<5.00, 1.00<y<1.20, 4/7<|cos(θ*)|<5/7, cent(40-80)
Entries 0
Mean 0
Std Dev 0
data
sig+res
res
Yields
M(K+,K-)

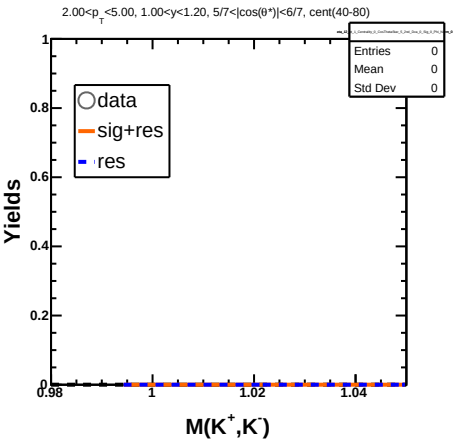
2.00<p_T<5.00, 1.00<y<1.20, 5/7<|cos(θ*)|<6/7, cent(40-80)
Entries 0
Mean 0
Std Dev 0
data
sig+res
res
Yields
M(K+,K-)

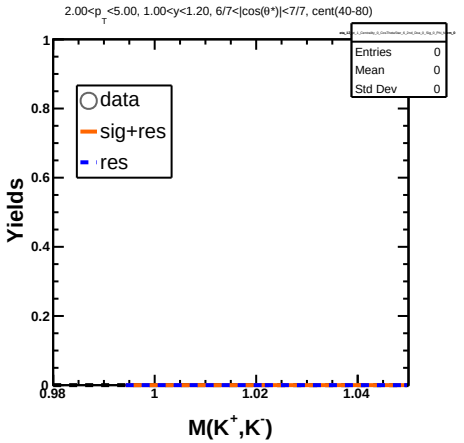
2.00<p_T<5.00, 1.00<y<1.20, 6/7<|cos(θ*)|<7/7, cent(40-80)
Entries 0
Mean 0
Std Dev 0
data
sig+res
res
Yields
M(K+,K-)

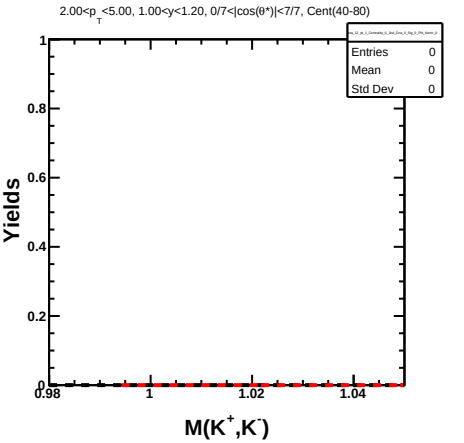
2.00<p_T<5.00, 1.00<y<1.20, 0/7<|cos(θ*)|<7/7, Cent(40-80)
Entries 0
Mean 0
Std Dev 0
Yields
M(K+,K-)

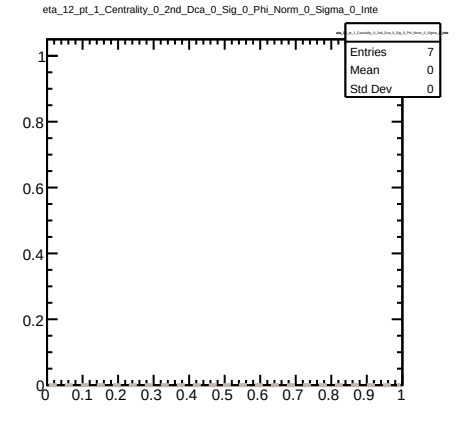
eta_12_pt_1_Centrality_0_2nd_Dca_0_Sig_0_Phi_Norm_0_Sigma_0_Inte
Entries 7
Mean 0
Std Dev 0

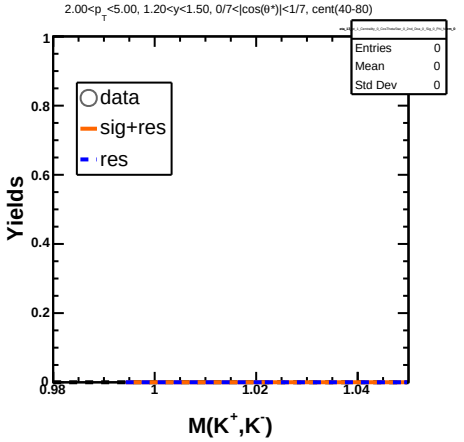
2.00<p_T<5.00, 1.20<y<1.50, 0/7<|cos(θ*)|<1/7, cent(40-80)
Entries 0
Mean 0
Std Dev 0
data
sig+res
res
Yields
M(K+,K-)

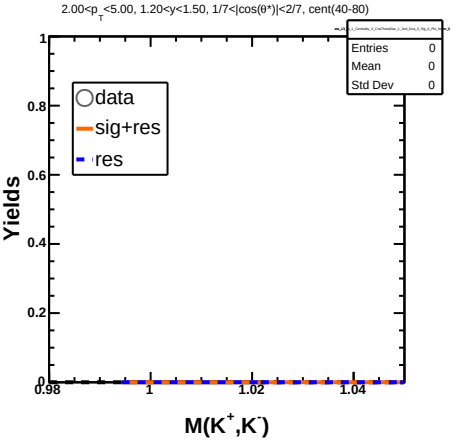
2.00<p_T<5.00, 1.20<y<1.50, 1/7<|cos(θ*)|<2/7, cent(40-80)
Entries 0
Mean 0
Std Dev 0
data
sig+res
res
Yields
M(K+,K-)

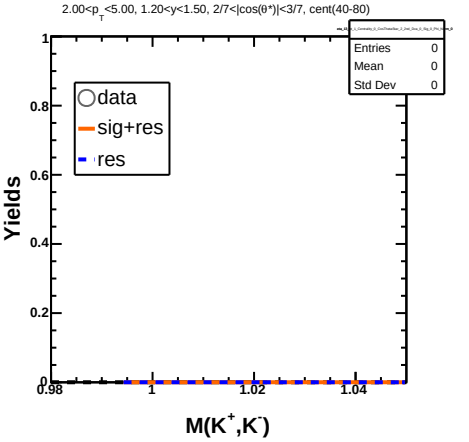
2.00<p_T<5.00, 1.20<y<1.50, 2/7<|cos(θ*)|<3/7, cent(40-80)
Entries 0
Mean 0
Std Dev 0
data
sig+res
res
Yields
M(K+,K-)

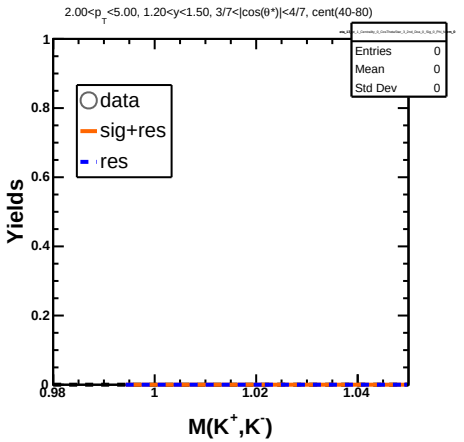
2.00<p_T<5.00, 1.20<y<1.50, 3/7<|cos(θ*)|<4/7, cent(40-80)
Entries 0
Mean 0
Std Dev 0
data
sig+res
res
Yields
M(K+,K-)

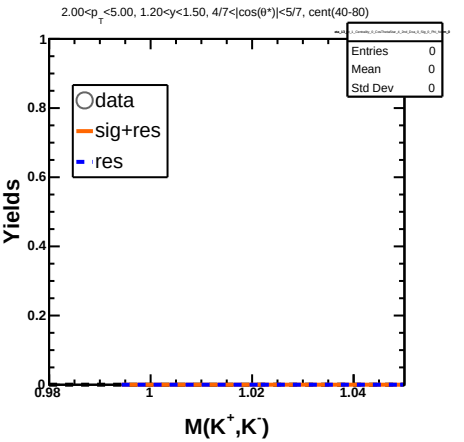
2.00<p_T<5.00, 1.20<y<1.50, 4/7<|cos(θ*)|<5/7, cent(40-80)
Entries 0
Mean 0
Std Dev 0
data
sig+res
res
Yields
M(K+,K-)

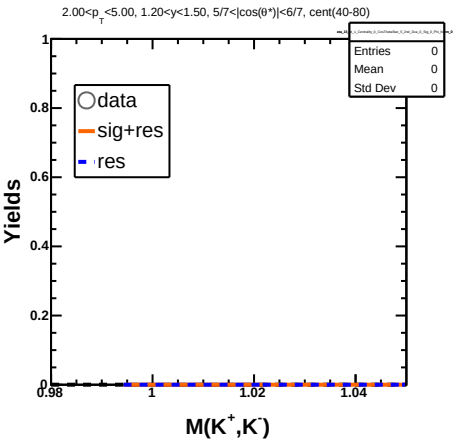
2.00<p_T<5.00, 1.20<y<1.50, 5/7<|cos(θ*)|<6/7, cent(40-80)
Entries 0
Mean 0
Std Dev 0
data
sig+res
res
Yields
M(K+,K-)

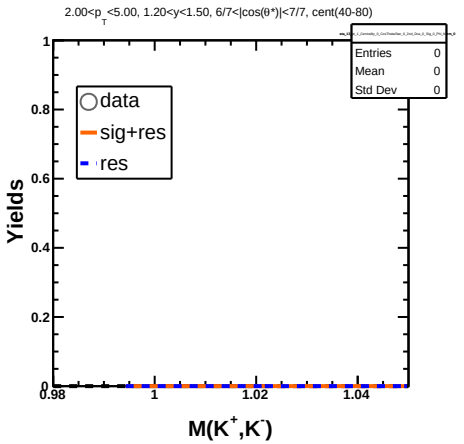
2.00<p_T<5.00, 1.20<y<1.50, 6/7<|cos(θ*)|<7/7, cent(40-80)
Entries 0
Mean 0
Std Dev 0
data
sig+res
res
Yields
M(K+,K-)

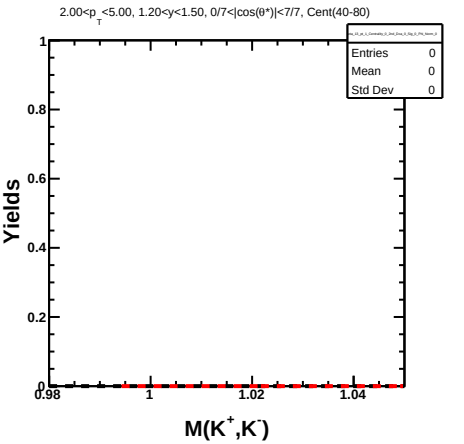
2.00<p_T<5.00, 1.20<y<1.50, 0/7<|cos(θ*)|<7/7, Cent(40-80)
Entries 0
Mean 0
Std Dev 0
Yields
M(K+,K-)

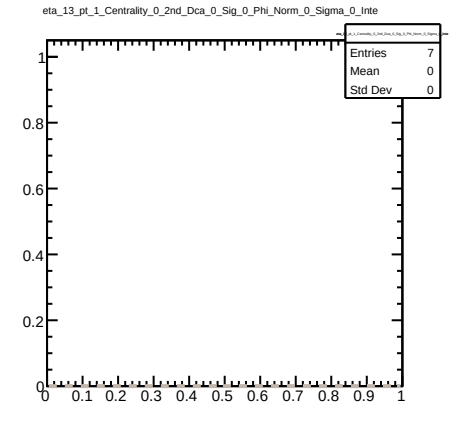
eta_13_pt_1_Centrality_0_2nd_Dca_0_Sig_0_Phi_Norm_0_Sigma_0_Inte
Entries 7
Mean 0
Std Dev 0

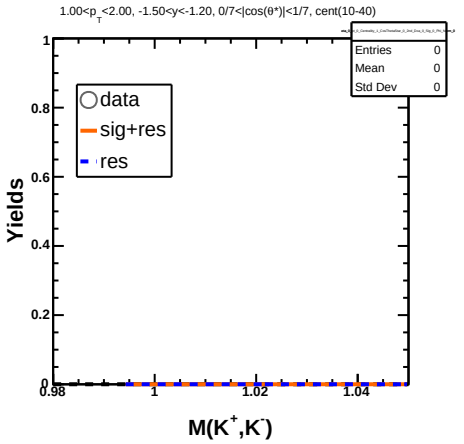
1.00<p_T<2.00, -1.50<y<-1.20, 0/7<|cos(θ*)|<1/7, cent(10-40)
Entries 0
Mean 0
Std Dev 0
data
sig+res
res
Yields
M(K+,K-)

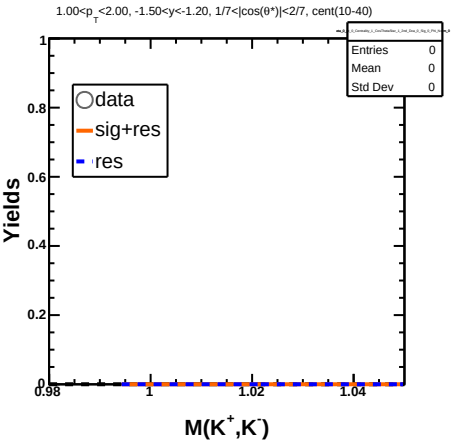
1.00<p_T<2.00, -1.50<y<-1.20, 1/7<|cos(θ*)|<2/7, cent(10-40)
Entries 0
Mean 0
Std Dev 0
data
sig+res
res
Yields
M(K+,K-)

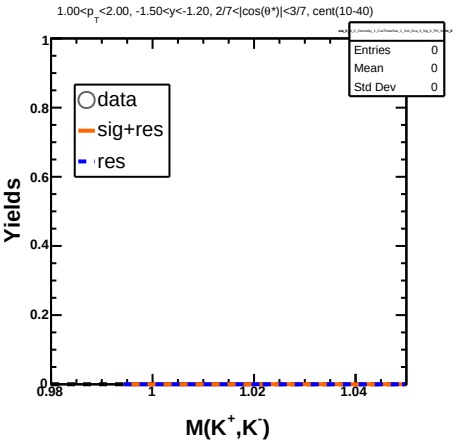
1.00<p_T<2.00, -1.50<y<-1.20, 2/7<|cos(θ*)|<3/7, cent(10-40)
Entries 0
Mean 0
Std Dev 0
data
sig+res
res
Yields
M(K+,K-)

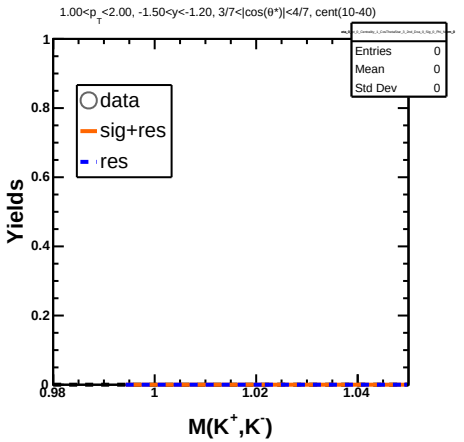
1.00<p_T<2.00, -1.50<y<-1.20, 3/7<|cos(θ*)|<4/7, cent(10-40)
Entries 0
Mean 0
Std Dev 0
data
sig+res
res
Yields
M(K+,K-)

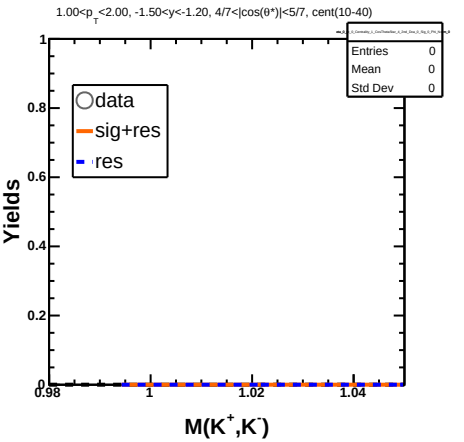
1.00<p_T<2.00, -1.50<y<-1.20, 4/7<|cos(θ*)|<5/7, cent(10-40)
Entries 0
Mean 0
Std Dev 0
data
sig+res
res
Yields
M(K+,K-)

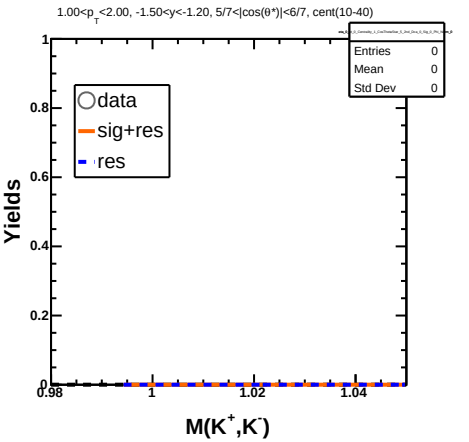
1.00<p_T<2.00, -1.50<y<-1.20, 5/7<|cos(θ*)|<6/7, cent(10-40)
Entries 0
Mean 0
Std Dev 0
data
sig+res
res
Yields
M(K+,K-)

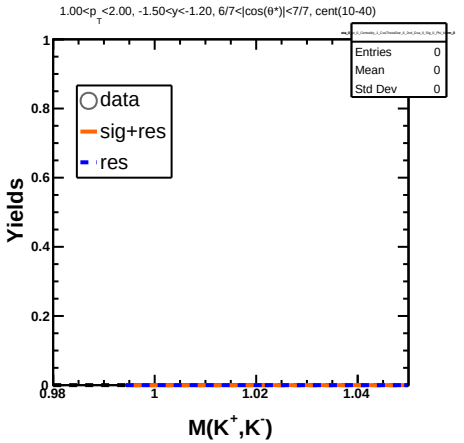
1.00<p_T<2.00, -1.50<y<-1.20, 6/7<|cos(θ*)|<7/7, cent(10-40)
Entries 0
Mean 0
Std Dev 0
data
sig+res
res
Yields
M(K+,K-)

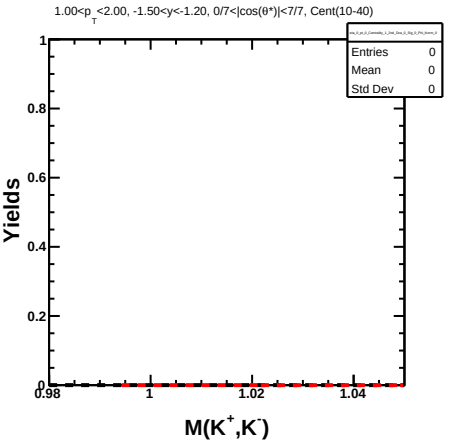
1.00<p_T<2.00, -1.50<y<-1.20, 0/7<|cos(θ*)|<7/7, Cent(10-40)
Entries 0
Mean 0
Std Dev 0
Yields
M(K+,K-)

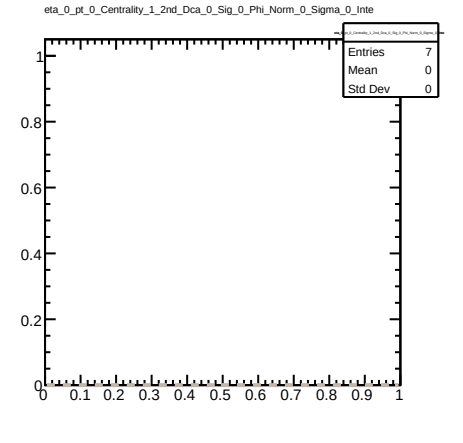
eta_0_pt_0_Centrality_1_2nd_Dca_0_Sig_0_Phi_Norm_0_Sigma_0_Inte
Entries 7
Mean 0
Std Dev 0

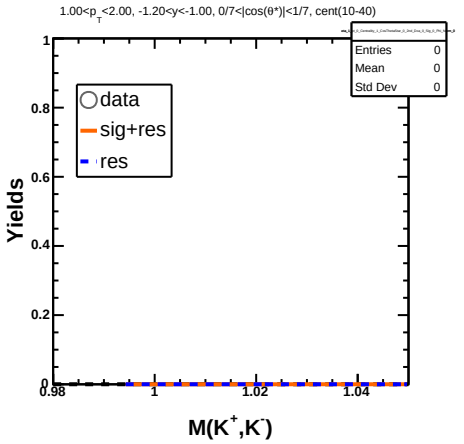
1.00<p_T<2.00, -1.20<y<-1.00, 0/7<|cos(θ*)|<1/7, cent(10-40)
Entries 0
Mean 0
Std Dev 0
data
sig+res
res
Yields
M(K+,K-)

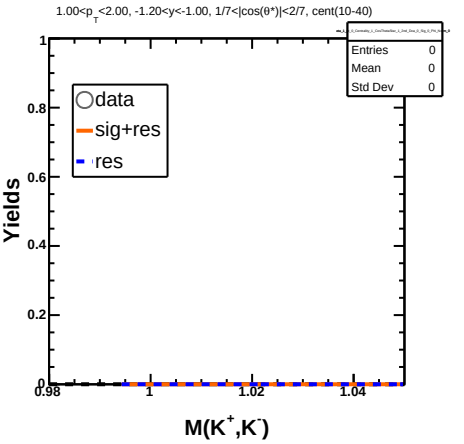
1.00<p_T<2.00, -1.20<y<-1.00, 1/7<|cos(θ*)|<2/7, cent(10-40)
Entries 0
Mean 0
Std Dev 0
data
sig+res
res
Yields
M(K+,K-)

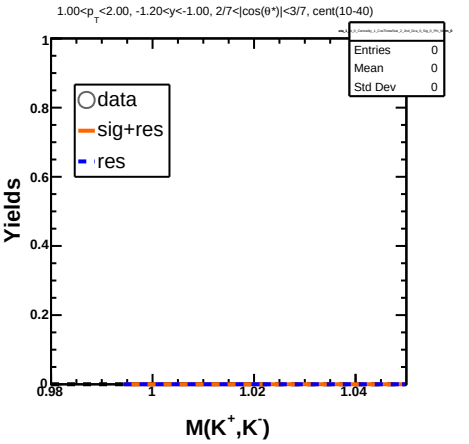
1.00<p_T<2.00, -1.20<y<-1.00, 2/7<|cos(θ*)|<3/7, cent(10-40)
Entries 0
Mean 0
Std Dev 0
data
sig+res
res
Yields
M(K+,K-)

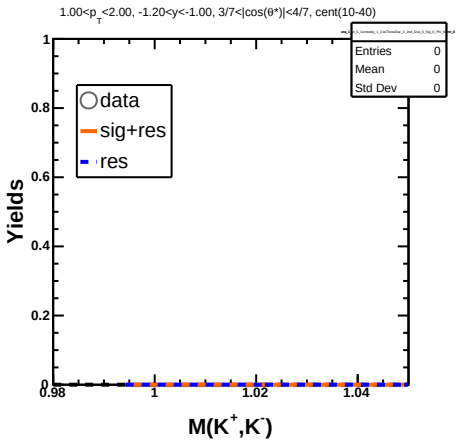
1.00<p_T<2.00, -1.20<y<-1.00, 3/7<|cos(θ*)|<4/7, cent(10-40)
Entries 0
Mean 0
Std Dev 0
data
sig+res
res
Yields
M(K+,K-)

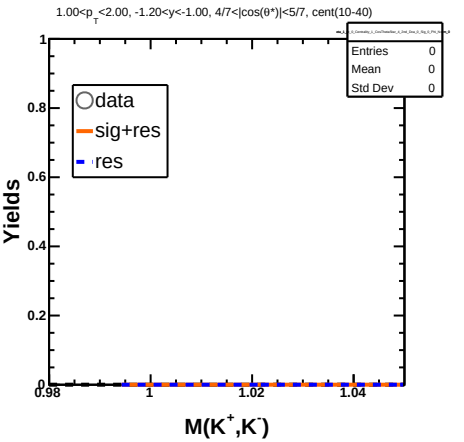
1.00<p_T<2.00, -1.20<y<-1.00, 4/7<|cos(θ*)|<5/7, cent(10-40)
Entries 0
Mean 0
Std Dev 0
data
sig+res
res
Yields
M(K+,K-)

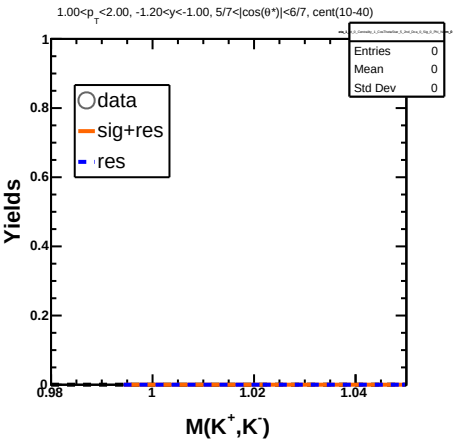
1.00<p_T<2.00, -1.20<y<-1.00, 5/7<|cos(θ*)|<6/7, cent(10-40)
Entries 0
Mean 0
Std Dev 0
data
sig+res
res
Yields
M(K+,K-)

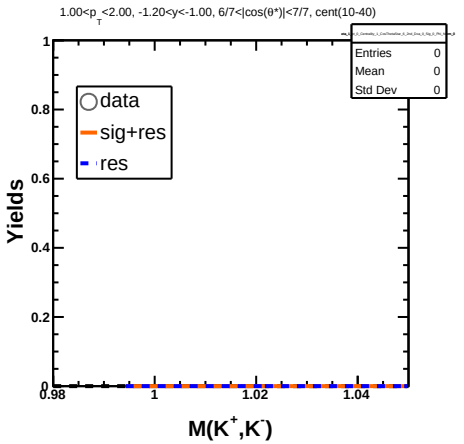
1.00<p_T<2.00, -1.20<y<-1.00, 6/7<|cos(θ*)|<7/7, cent(10-40)
Entries 0
Mean 0
Std Dev 0
data
sig+res
res
Yields
M(K+,K-)

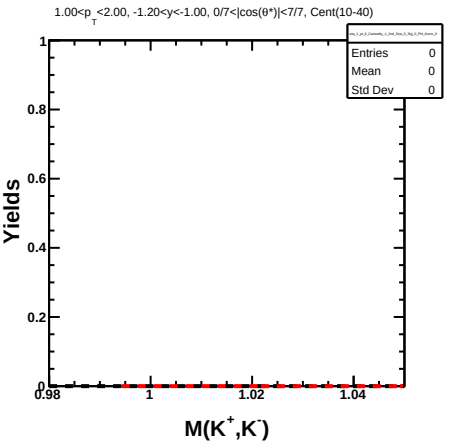
1.00<p_T<2.00, -1.20<y<-1.00, 0/7<|cos(θ*)|<7/7, Cent(10-40)
Entries 0
Mean 0
Std Dev 0
Yields
M(K+,K-)

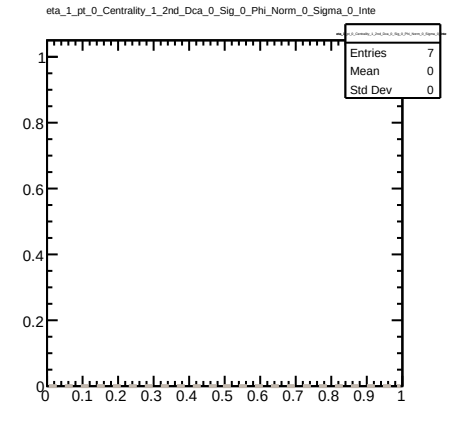
eta_1_pt_0_Centrality_1_2nd_Dca_0_Sig_0_Phi_Norm_0_Sigma_0_Inte
Entries 7
Mean 0
Std Dev 0

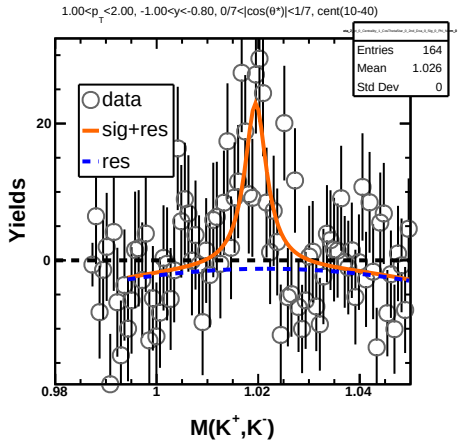
1.00<p_T<2.00, -1.00<y<-0.80, 0/7<|cos(θ*)|<1/7, cent(10-40)
Entries 164
Mean 1.026
Std Dev 0
data
sig+res
res
Yields
M(K+,K-)

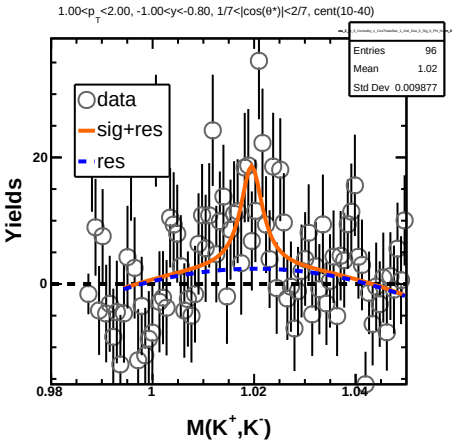
1.00<p_T<2.00, -1.00<y<-0.80, 1/7<|cos(θ*)|<2/7, cent(10-40)
Entries 96
Mean 1.02
Std Dev 0.009877
data
sig+res
res
Yields
M(K+,K-)

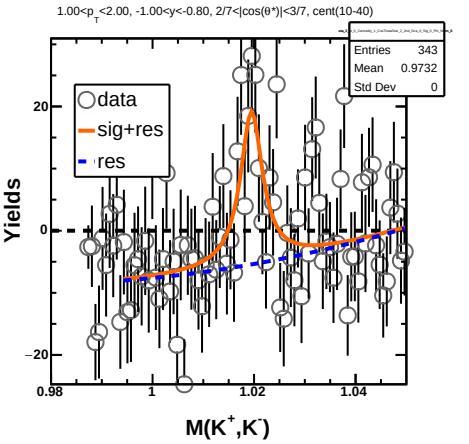
1.00<p_T<2.00, -1.00<y<-0.80, 2/7<|cos(θ*)|<3/7, cent(10-40)
Entries 343
Mean 0.9732
Std Dev 0
data
sig+res
res
Yields
M(K+,K-)

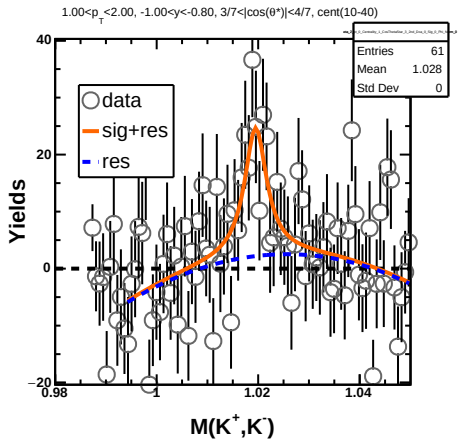
1.00<p_T<2.00, -1.00<y<-0.80, 3/7<|cos(θ*)|<4/7, cent(10-40)
Entries 61
Mean 1.028
Std Dev 0
data
sig+res
res
Yields
M(K+,K-)

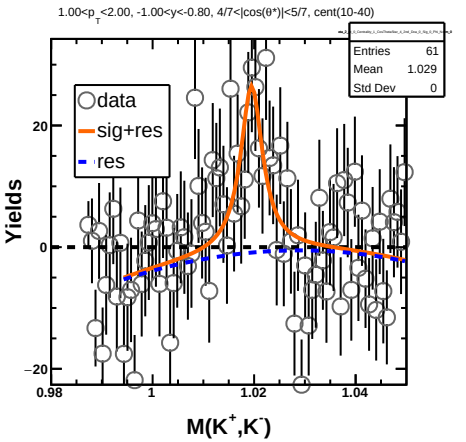
1.00<p_T<2.00, -1.00<y<-0.80, 4/7<|cos(θ*)|<5/7, cent(10-40)
Entries 61
Mean 1.029
Std Dev 0
data
sig+res
res
Yields
M(K+,K-)

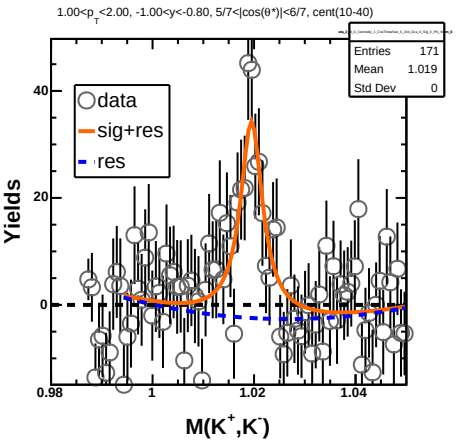
1.00<p_T<2.00, -1.00<y<-0.80, 5/7<|cos(θ*)|<6/7, cent(10-40)
Entries 171
Mean 1.019
Std Dev 0
data
sig+res
res
Yields
M(K+,K-)

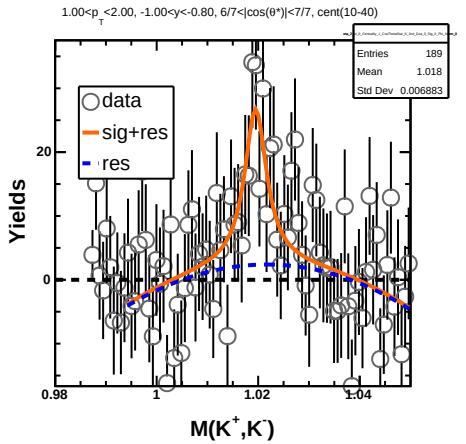
1.00<p_T<2.00, -1.00<y<-0.80, 6/7<|cos(θ*)|<7/7, cent(10-40)
Entries 189
Mean 1.018
Std Dev 0.006883
data
sig+res
res
Yields
M(K+,K-)

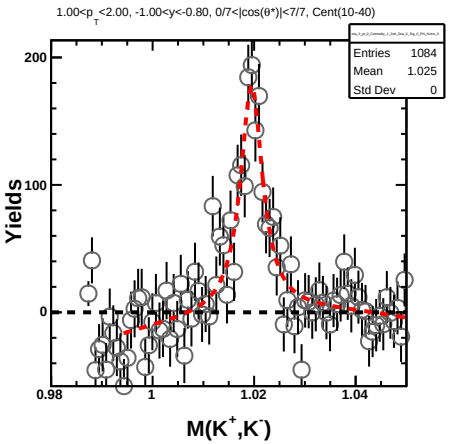
1.00<p_T<2.00, -1.00<y<-0.80, 0/7<|cos(θ*)|<7/7, Cent(10-40)
Entries 1084
Mean 1.025
Std Dev 0
Yields
M(K+,K-)

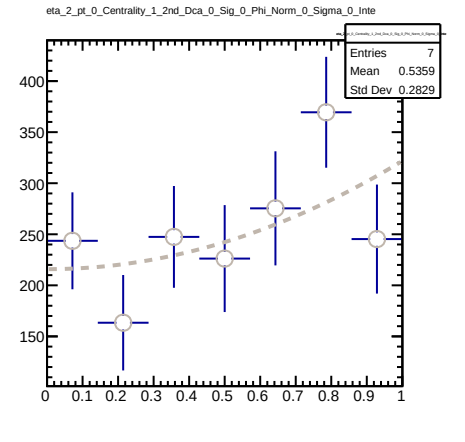
eta_2_pt_0_Centrality_1_2nd_Dca_0_Sig_0_Phi_Norm_0_Sigma_0_Inte
Entries 7
Mean 0.5359
Std Dev 0.2829

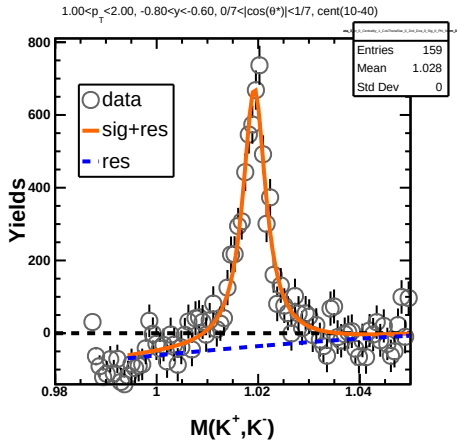
1.00<p_T<2.00, -0.80<y<-0.60, 0/7<|cos(θ*)|<1/7, cent(10-40)
Entries 159
Mean 1.028
Std Dev 0
data
sig+res
res
Yields
M(K+,K-)

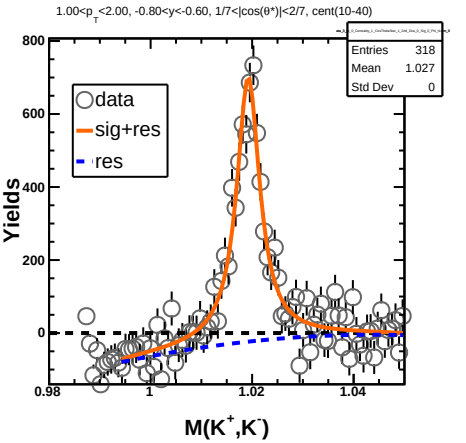
1.00<p_T<2.00, -0.80<y<-0.60, 1/7<|cos(θ*)|<2/7, cent(10-40)
Entries 318
Mean 1.027
Std Dev 0
data
sig+res
res
Yields
M(K+,K-)

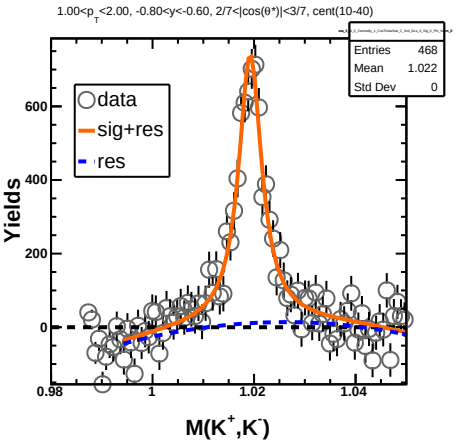
1.00<p_T<2.00, -0.80<y<-0.60, 2/7<|cos(θ*)|<3/7, cent(10-40)
Entries 468
Mean 1.022
Std Dev 0
data
sig+res
res
Yields
M(K+,K-)

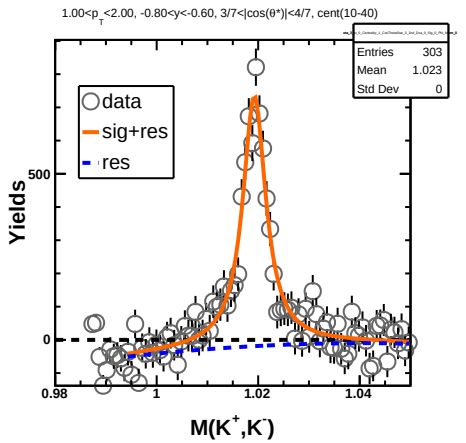
1.00<p_T<2.00, -0.80<y<-0.60, 3/7<|cos(θ*)|<4/7, cent(10-40)
Entries 303
Mean 1.023
Std Dev 0
data
sig+res
res
Yields
M(K+,K-)

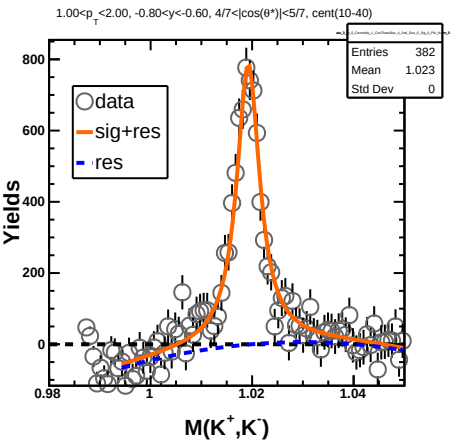
1.00<p_T<2.00, -0.80<y<-0.60, 4/7<|cos(θ*)|<5/7, cent(10-40)
Entries 382
Mean 1.023
Std Dev 0
data
sig+res
res
Yields
M(K+,K-)

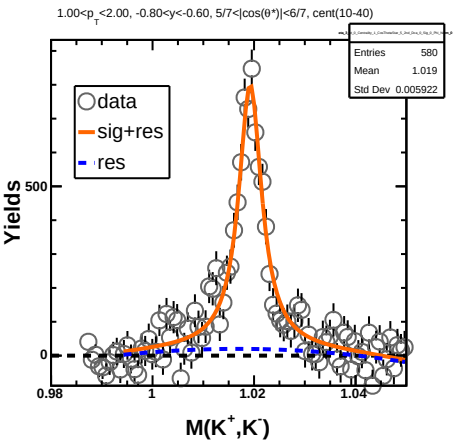
1.00<p_T<2.00, -0.80<y<-0.60, 5/7<|cos(θ*)|<6/7, cent(10-40)
Entries 580
Mean 1.019
Std Dev 0.005922
data
sig+res
res
Yields
M(K+,K-)

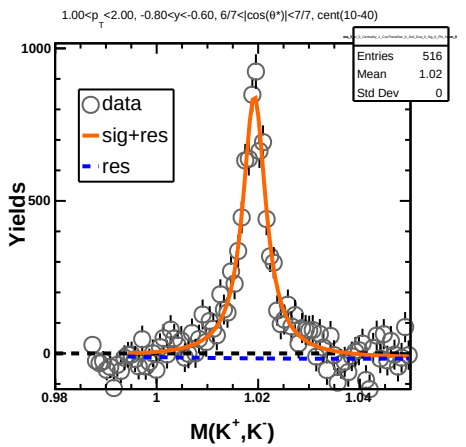
1.00<p_T<2.00, -0.80<y<-0.60, 6/7<|cos(θ*)|<7/7, cent(10-40)
Entries 516
Mean 1.02
Std Dev 0
data
sig+res
res
Yields
M(K+,K-)

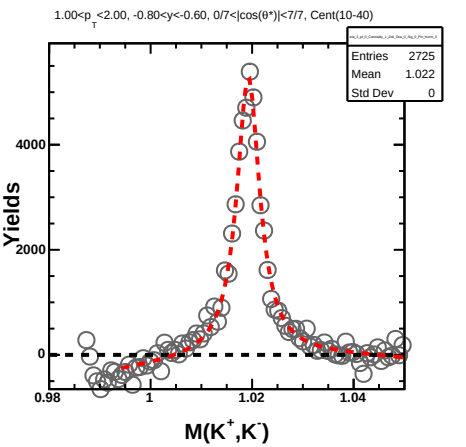
1.00<p_T<2.00, -0.80<y<-0.60, 0/7<|cos(θ*)|<7/7, Cent(10-40)
Entries 2725
Mean 1.022
Std Dev 0
Yields
M(K+,K-)

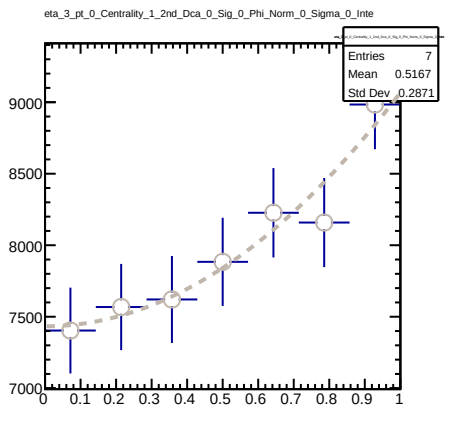
eta_3_pt_0_Centrality_1_2nd_Dca_0_Sig_0_Phi_Norm_0_Sigma_0_Inte
Entries 7
Mean 0.5167
Std Dev 0.2871

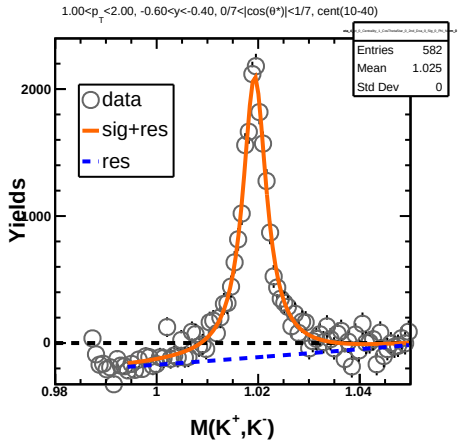
1.00<p_T<2.00, -0.60<y<-0.40, 0/7<|cos(θ*)|<1/7, cent(10-40)
Entries 582
Mean 1.025
Std Dev 0
data
sig+res
res
Yields
M(K+,K-)

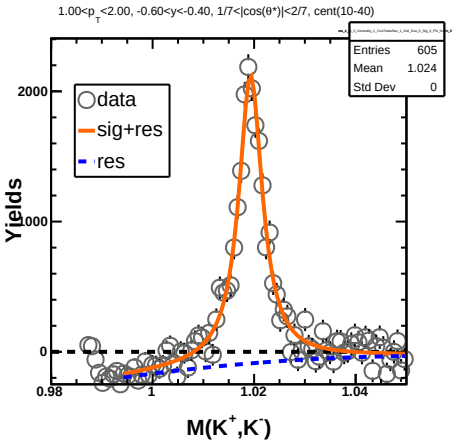
1.00<p_T<2.00, -0.60<y<-0.40, 1/7<|cos(θ*)|<2/7, cent(10-40)
Entries 605
Mean 1.024
Std Dev 0
data
sig+res
res
Yields
M(K+,K-)

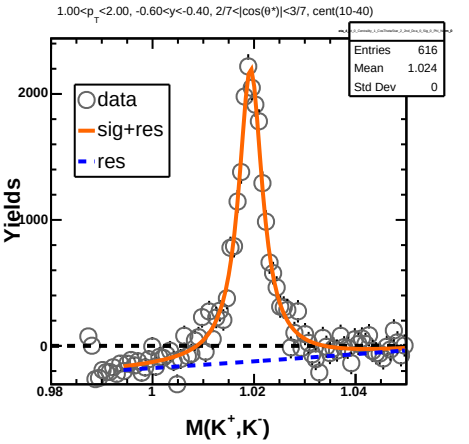
1.00<p_T<2.00, -0.60<y<-0.40, 2/7<|cos(θ*)|<3/7, cent(10-40)
Entries 616
Mean 1.024
Std Dev 0
data
sig+res
res
Yields
M(K+,K-)

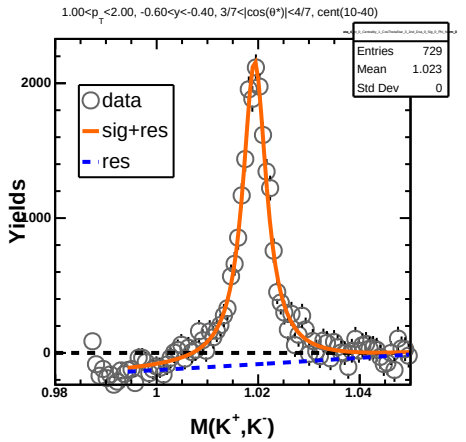
1.00<p_T<2.00, -0.60<y<-0.40, 3/7<|cos(θ*)|<4/7, cent(10-40)
Entries 729
Mean 1.023
Std Dev 0
data
sig+res
res
Yields
M(K+,K-)

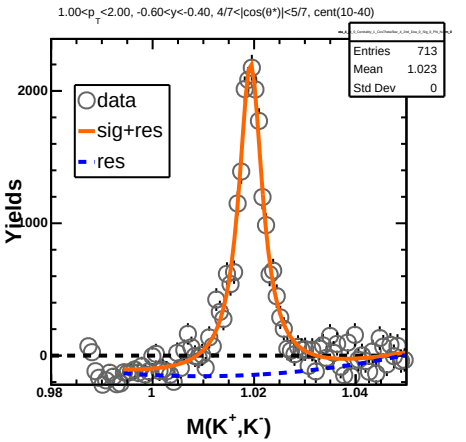
1.00<p_T<2.00, -0.60<y<-0.40, 4/7<|cos(θ*)|<5/7, cent(10-40)
Entries 713
Mean 1.023
Std Dev 0
data
sig+res
res
Yields
M(K+,K-)

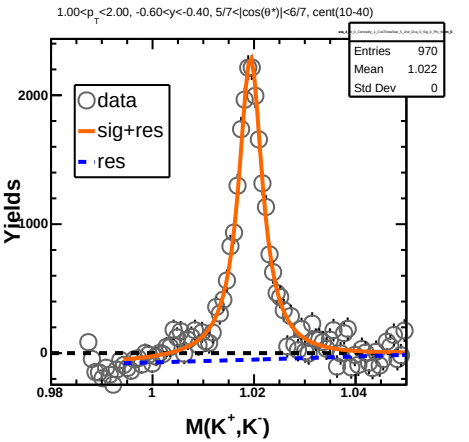
1.00<p_T<2.00, -0.60<y<-0.40, 5/7<|cos(θ*)|<6/7, cent(10-40)
Entries 970
Mean 1.022
Std Dev 0
data
sig+res
res
Yields
M(K+,K-)

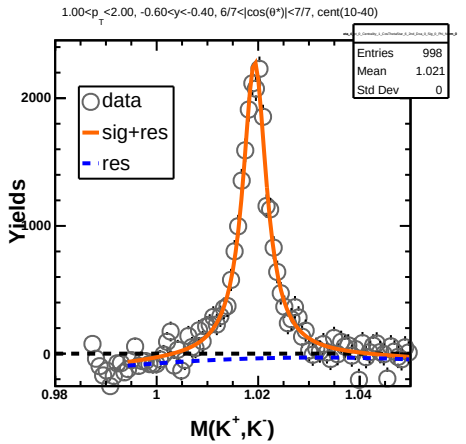
1.00<p_T<2.00, -0.60<y<-0.40, 6/7<|cos(θ*)|<7/7, cent(10-40)
Entries 998
Mean 1.021
Std Dev 0
data
sig+res
res
Yields
M(K+,K-)

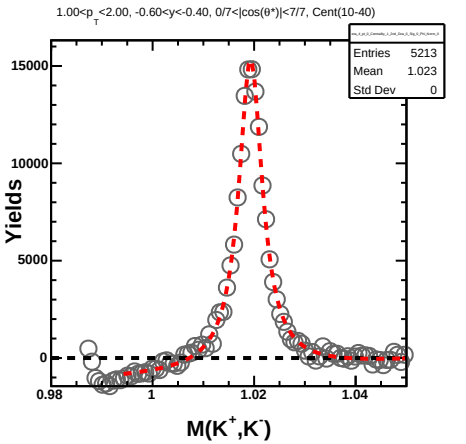
1.00<p_T<2.00, -0.60<y<-0.40, 0/7<|cos(θ*)|<7/7, Cent(10-40)
Entries 5213
Mean 1.023
Std Dev 0
Yields
M(K+,K-)

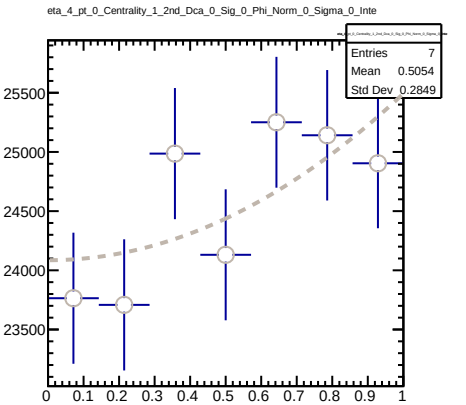
eta_4_pt_0_Centrality_1_2nd_Dca_0_Sig_0_Phi_Norm_0_Sigma_0_Inte
Entries 7
Mean 0.5054
Std Dev 0.2849

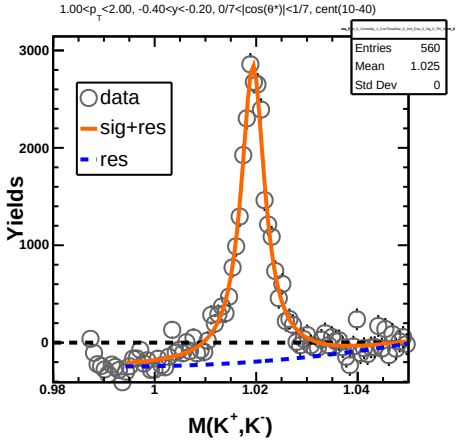
1.00<p_T<2.00, -0.40<y<-0.20, 0/7<|cos(θ*)|<1/7, cent(10-40)
Entries 560
Mean 1.025
Std Dev 0
data
sig+res
res
Yields
M(K+,K-)

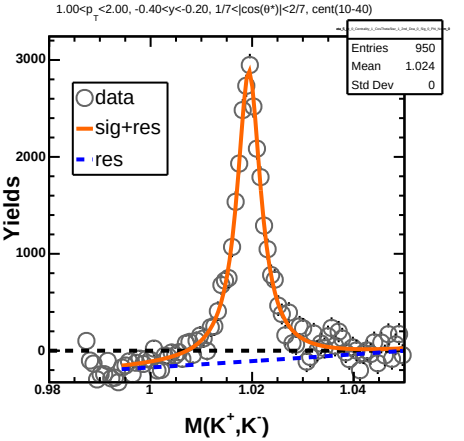
1.00<p_T<2.00, -0.40<y<-0.20, 1/7<|cos(θ*)|<2/7, cent(10-40)
Entries 950
Mean 1.024
Std Dev 0
data
sig+res
res
Yields
M(K+,K-)

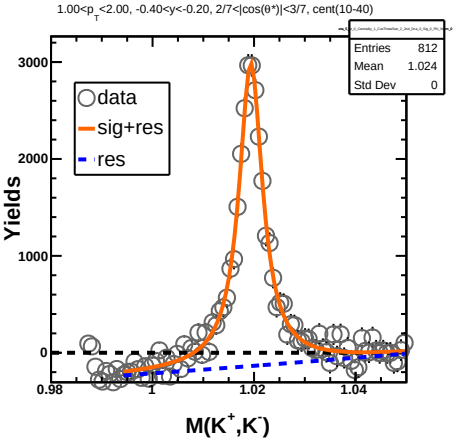
1.00<p_T<2.00, -0.40<y<-0.20, 2/7<|cos(θ*)|<3/7, cent(10-40)
Entries 812
Mean 1.024
Std Dev 0
data
sig+res
res
Yields
M(K+,K-)

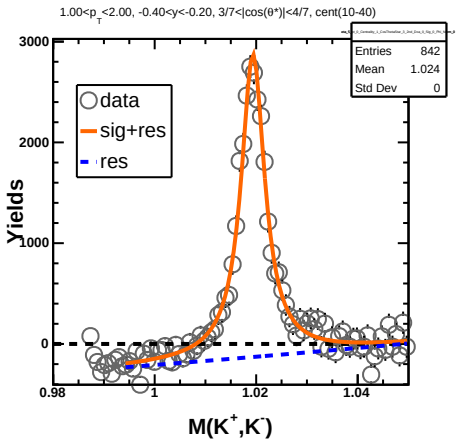
1.00<p_T<2.00, -0.40<y<-0.20, 3/7<|cos(θ*)|<4/7, cent(10-40)
Entries 842
Mean 1.024
Std Dev 0
data
sig+res
res
Yields
M(K+,K-)

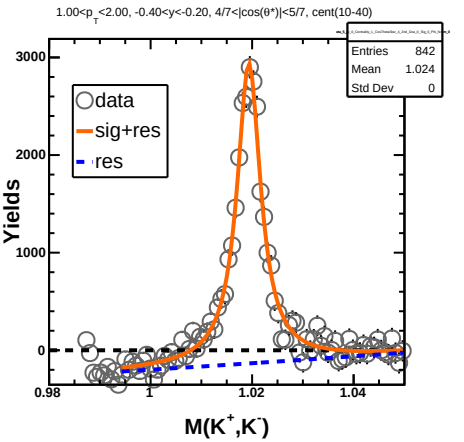
1.00<p_T<2.00, -0.40<y<-0.20, 4/7<|cos(θ*)|<5/7, cent(10-40)
Entries 842
Mean 1.024
Std Dev 0
data
sig+res
res
Yields
M(K+,K-)

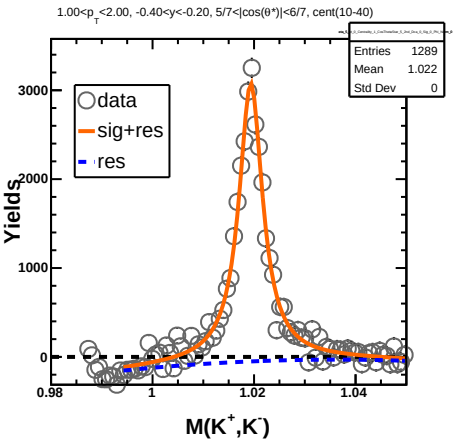
1.00<p_T<2.00, -0.40<y<-0.20, 5/7<|cos(θ*)|<6/7, cent(10-40)
Entries 1289
Mean 1.022
Std Dev 0
data
sig+res
res
Yields
M(K+,K-)

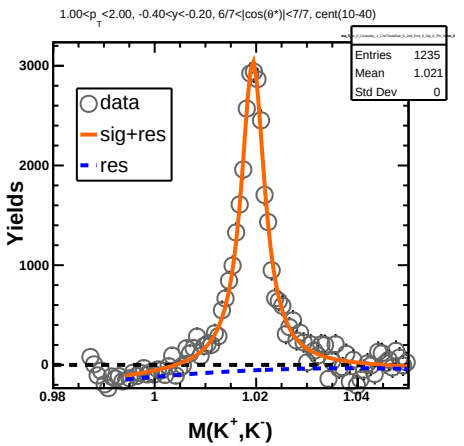
1.00<p_T<2.00, -0.40<y<-0.20, 6/7<|cos(θ*)|<7/7, cent(10-40)
Entries 1235
Mean 1.021
Std Dev 0
data
sig+res
res
Yields
M(K+,K-)

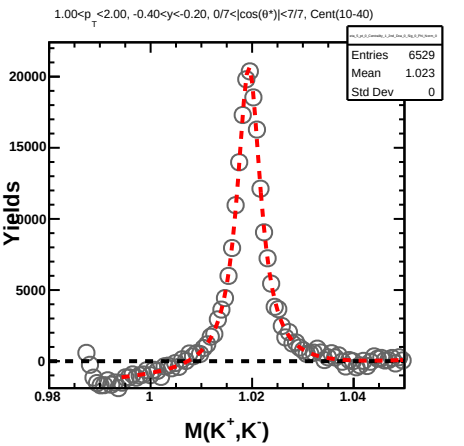
1.00<p_T<2.00, -0.40<y<-0.20, 0/7<|cos(θ*)|<7/7, Cent(10-40)
Entries 6529
Mean 1.023
Std Dev 0
Yields
M(K+,K-)

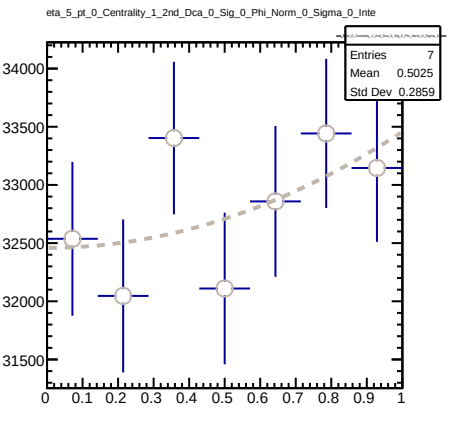
eta_5_pt_0_Centrality_1_2nd_Dca_0_Sig_0_Phi_Norm_0_Sigma_0_Inte
Entries 7
Mean 0.5025
Std Dev 0.2859

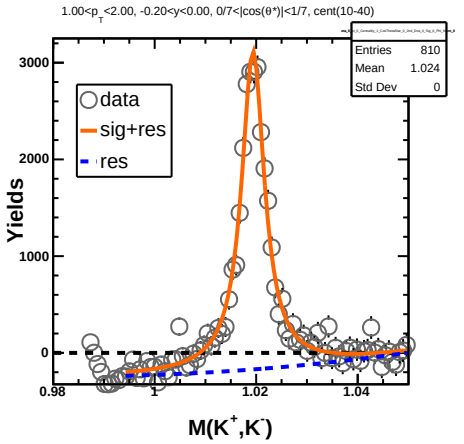
1.00<p_T<2.00, -0.20<y<0.00, 0/7<|cos(θ*)|<1/7, cent(10-40)
Entries 810
Mean 1.024
Std Dev 0
data
sig+res
res
Yields
M(K+,K-)

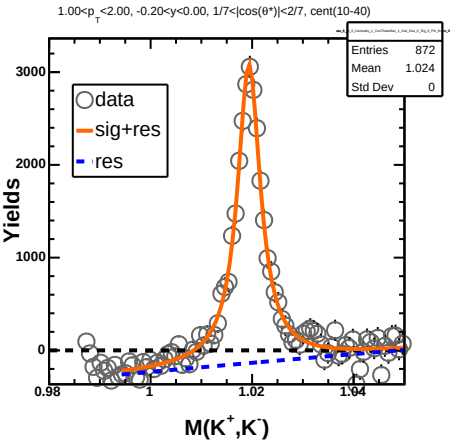
1.00<p_T<2.00, -0.20<y<0.00, 1/7<|cos(θ*)|<2/7, cent(10-40)
Entries 872
Mean 1.024
Std Dev 0
data
sig+res
res
Yields
M(K+,K-)

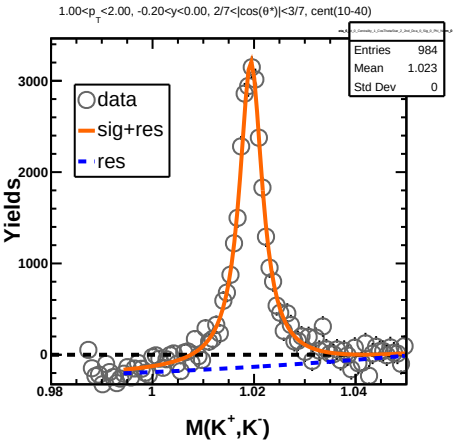
1.00<p_T<2.00, -0.20<y<0.00, 2/7<|cos(θ*)|<3/7, cent(10-40)
Entries 984
Mean 1.023
Std Dev 0
data
sig+res
res
Yields
M(K+,K-)

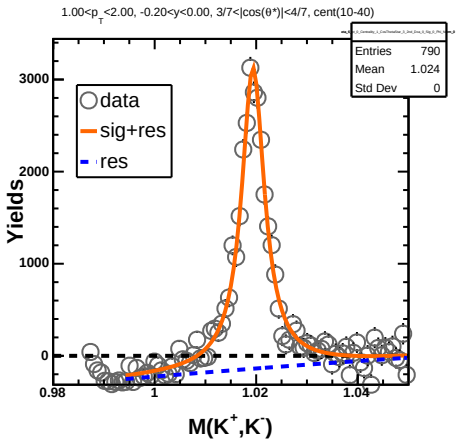
1.00<p_T<2.00, -0.20<y<0.00, 3/7<|cos(θ*)|<4/7, cent(10-40)
Entries 790
Mean 1.024
Std Dev 0
data
sig+res
res
Yields
M(K+,K-)

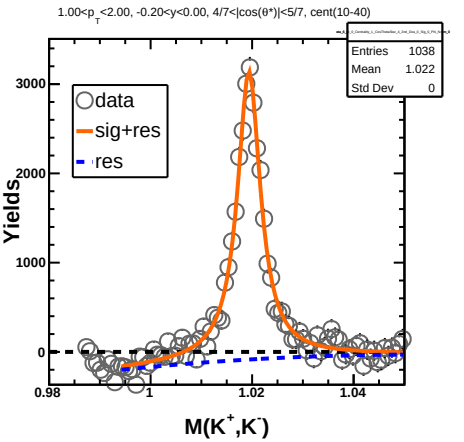
1.00<p_T<2.00, -0.20<y<0.00, 4/7<|cos(θ*)|<5/7, cent(10-40)
Entries 1038
Mean 1.022
Std Dev 0
data
sig+res
res
Yields
M(K+,K-)

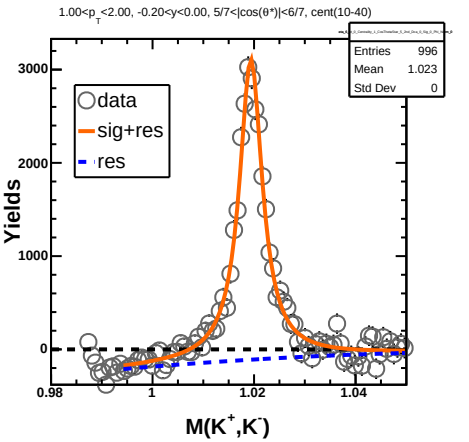
1.00<p_T<2.00, -0.20<y<0.00, 5/7<|cos(θ*)|<6/7, cent(10-40)
Entries 996
Mean 1.023
Std Dev 0
data
sig+res
res
Yields
M(K+,K-)

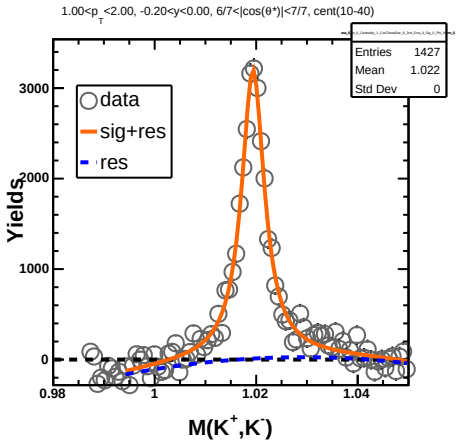
1.00<p_T<2.00, -0.20<y<0.00, 6/7<|cos(θ*)|<7/7, cent(10-40)
Entries 1427
Mean 1.022
Std Dev 0
data
sig+res
res
Yields
M(K+,K-)

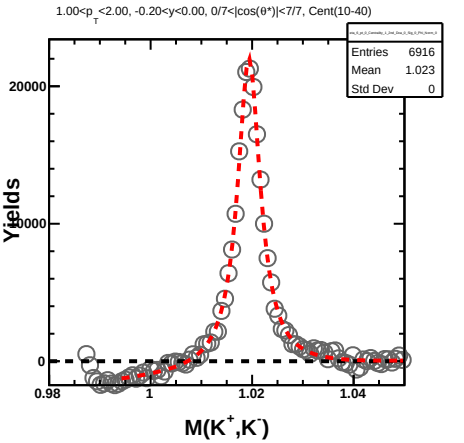
1.00<p_T<2.00, -0.20<y<0.00, 0/7<|cos(θ*)|<7/7, Cent(10-40)
Entries 6916
Mean 1.023
Std Dev 0
Yields
M(K+,K-)

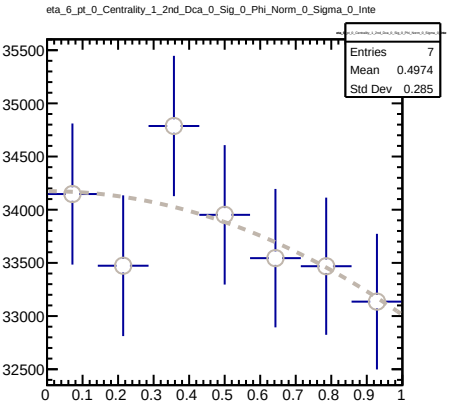
eta_6_pt_0_Centrality_1_2nd_Dca_0_Sig_0_Phi_Norm_0_Sigma_0_Inte
Entries 7
Mean 0.4974
Std Dev 0.285

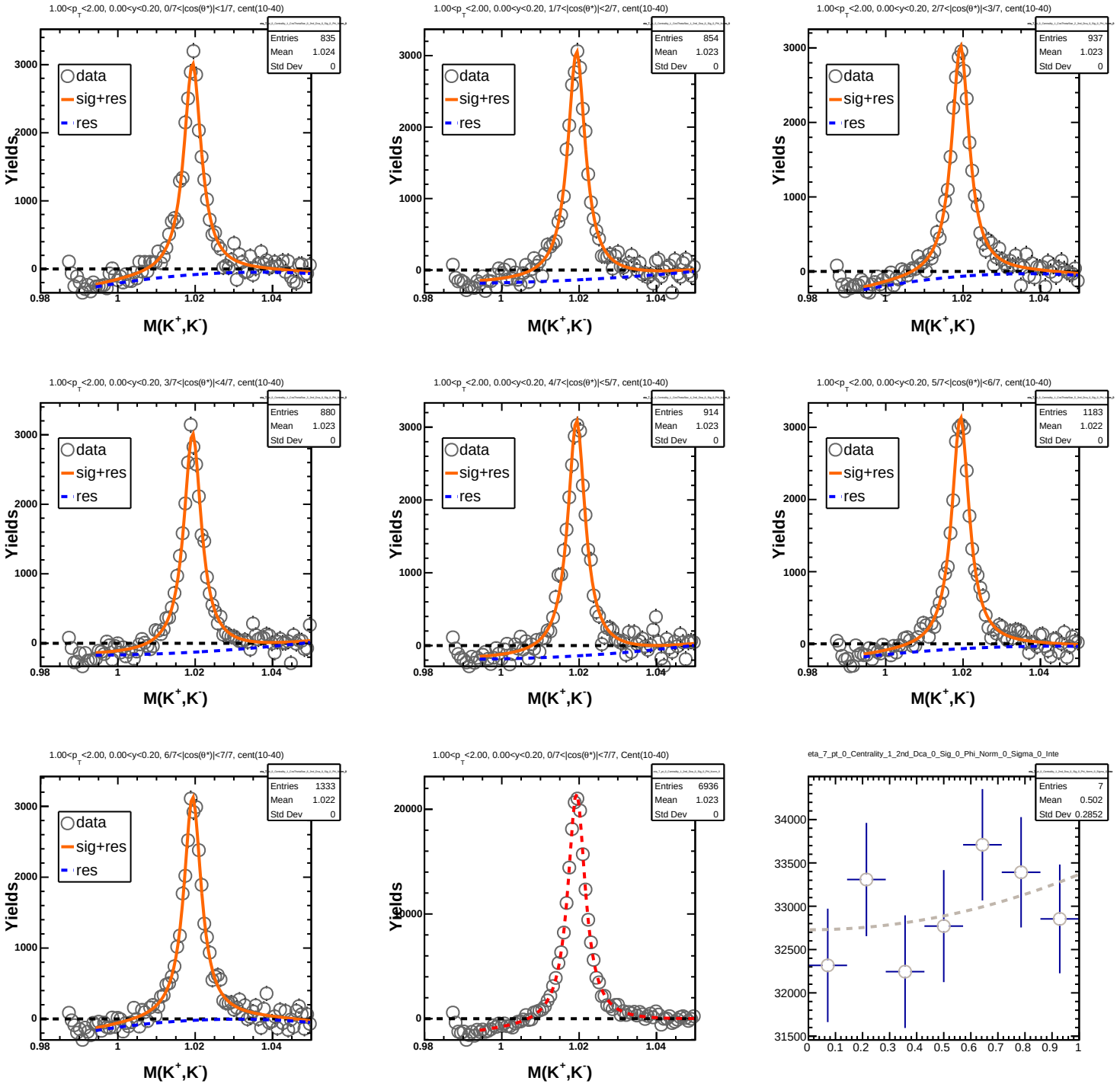
1.00<p_T<2.00, 0.00<y<0.20, 0/7<|cos(θ*)|<1/7, cent(10-40)
Entries 835
Mean 1.024
Std Dev 0
1.00<p_T<2.00, 0.00<y<0.20, 1/7<|cos(θ*)|<2/7, cent(10-40)
Entries 854
Mean 1.023
Std Dev 0
1.00<p_T<2.00, 0.00<y<0.20, 2/7<|cos(θ*)|<3/7, cent(10-40)
Entries 937
Mean 1.023
Std Dev 0
1.00<p_T<2.00, 0.00<y<0.20, 3/7<|cos(θ*)|<4/7, cent(10-40)
Entries 880
Mean 1.023
Std Dev 0
1.00<p_T<2.00, 0.00<y<0.20, 4/7<|cos(θ*)|<5/7, cent(10-40)
Entries 914
Mean 1.023
Std Dev 0
1.00<p_T<2.00, 0.00<y<0.20, 5/7<|cos(θ*)|<6/7, cent(10-40)
Entries 1183
Mean 1.022
Std Dev 0
1.00<p_T<2.00, 0.00<y<0.20, 6/7<|cos(θ*)|<7/7, cent(10-40)
Entries 1333
Mean 1.022
Std Dev 0
1.00<p_T<2.00, 0.00<y<0.20, 0/7<|cos(θ*)|<7/7, Cent(10-40)
Entries 6936
Mean 1.023
Std Dev 0
eta_7_pt_0_Centrality_1_2nd_Dca_0_Sig_0_Phi_Norm_0_Sigma_0_Inte
Entries 7
Mean 0.502
Std Dev 0.2852
data
sig+res
res
Yields
M(K+,K-)

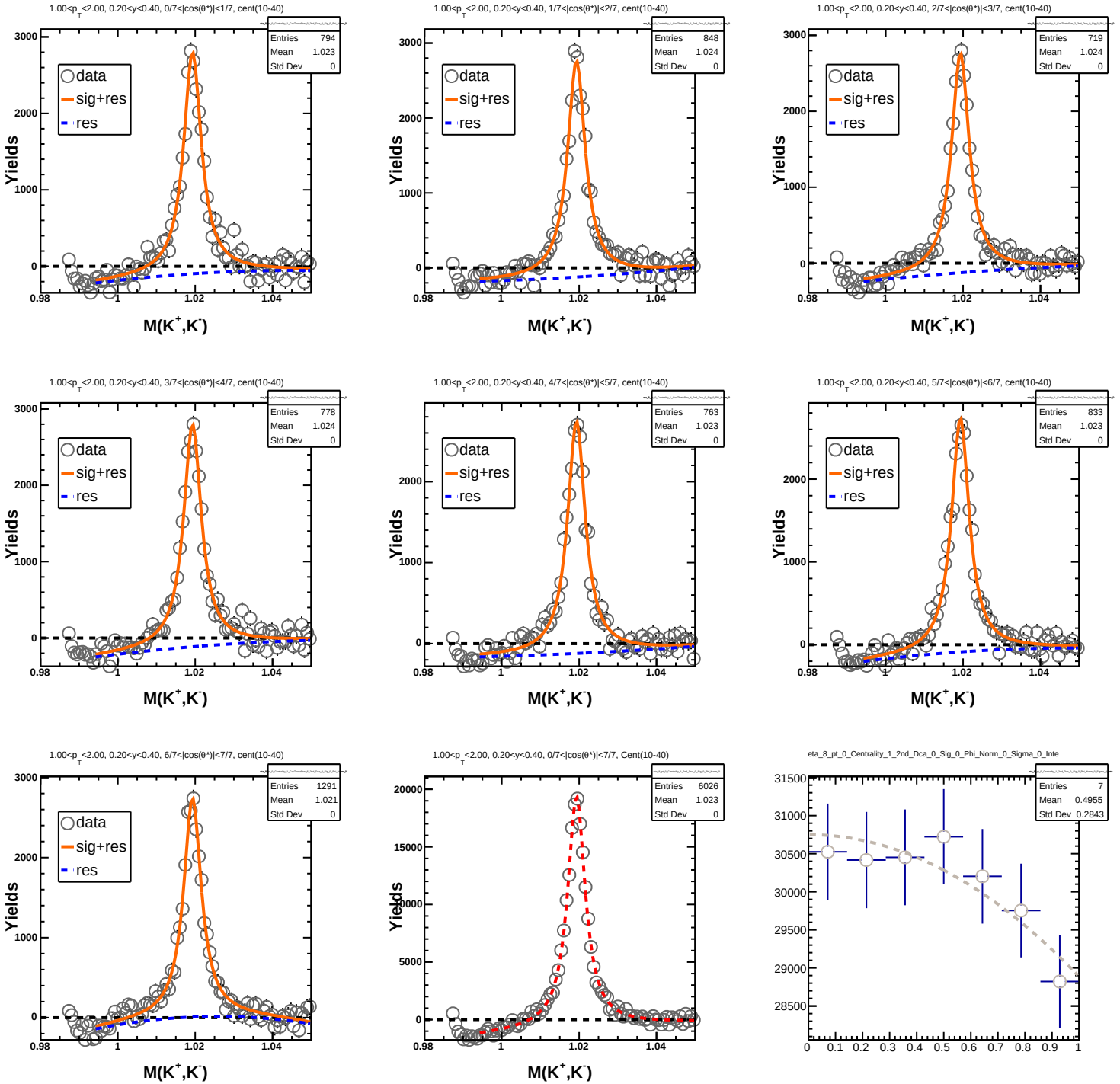
1.00<p_T<2.00, 0.20<y<0.40, 0/7<|cos(θ*)|<1/7, cent(10-40)
Entries 794
Mean 1.023
Std Dev 0
1.00<p_T<2.00, 0.20<y<0.40, 1/7<|cos(θ*)|<2/7, cent(10-40)
Entries 848
Mean 1.024
Std Dev 0
1.00<p_T<2.00, 0.20<y<0.40, 2/7<|cos(θ*)|<3/7, cent(10-40)
Entries 719
Mean 1.024
Std Dev 0
1.00<p_T<2.00, 0.20<y<0.40, 3/7<|cos(θ*)|<4/7, cent(10-40)
Entries 778
Mean 1.024
Std Dev 0
1.00<p_T<2.00, 0.20<y<0.40, 4/7<|cos(θ*)|<5/7, cent(10-40)
Entries 763
Mean 1.023
Std Dev 0
1.00<p_T<2.00, 0.20<y<0.40, 5/7<|cos(θ*)|<6/7, cent(10-40)
Entries 833
Mean 1.023
Std Dev 0
1.00<p_T<2.00, 0.20<y<0.40, 6/7<|cos(θ*)|<7/7, cent(10-40)
Entries 1291
Mean 1.021
Std Dev 0
1.00<p_T<2.00, 0.20<y<0.40, 0/7<|cos(θ*)|<7/7, Cent(10-40)
Entries 6026
Mean 1.023
Std Dev 0
eta_8_pt_0_Centrality_1_2nd_Dca_0_Sig_0_Phi_Norm_0_Sigma_0_Inte
Entries 7
Mean 0.4955
Std Dev 0.2843
data
sig+res
res
Yields
M(K+,K-)

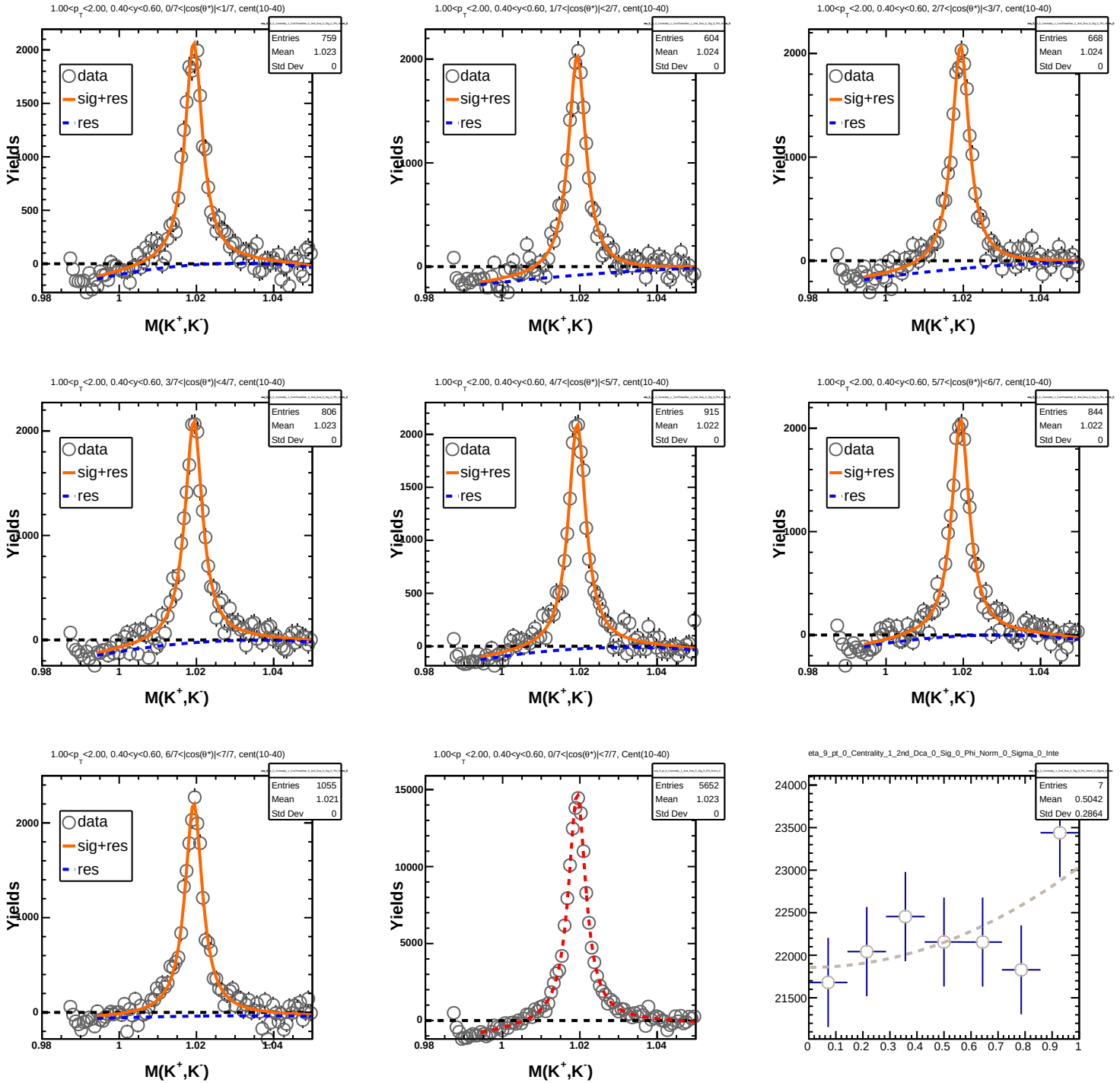
1.00<p_T<2.00, 0.40<y<0.60, 0/7<|cos(θ*)|<1/7, cent(10-40)
Entries 759
Mean 1.023
Std Dev 0
1.00<p_T<2.00, 0.40<y<0.60, 1/7<|cos(θ*)|<2/7, cent(10-40)
Entries 604
Mean 1.024
Std Dev 0
1.00<p_T<2.00, 0.40<y<0.60, 2/7<|cos(θ*)|<3/7, cent(10-40)
Entries 668
Mean 1.024
Std Dev 0
1.00<p_T<2.00, 0.40<y<0.60, 3/7<|cos(θ*)|<4/7, cent(10-40)
Entries 806
Mean 1.023
Std Dev 0
1.00<p_T<2.00, 0.40<y<0.60, 4/7<|cos(θ*)|<5/7, cent(10-40)
Entries 915
Mean 1.022
Std Dev 0
1.00<p_T<2.00, 0.40<y<0.60, 5/7<|cos(θ*)|<6/7, cent(10-40)
Entries 844
Mean 1.022
Std Dev 0
1.00<p_T<2.00, 0.40<y<0.60, 6/7<|cos(θ*)|<7/7, cent(10-40)
Entries 1055
Mean 1.021
Std Dev 0
1.00<p_T<2.00, 0.40<y<0.60, 0/7<|cos(θ*)|<7/7, Cent(10-40)
Entries 5652
Mean 1.023
Std Dev 0
eta_9_pt_0_Centrality_1_2nd_Dca_0_Sig_0_Phi_Norm_0_Sigma_0_Inte
Entries 7
Mean 0.5042
Std Dev 0.2864
data
sig+res
res
Yields
M(K+,K-)

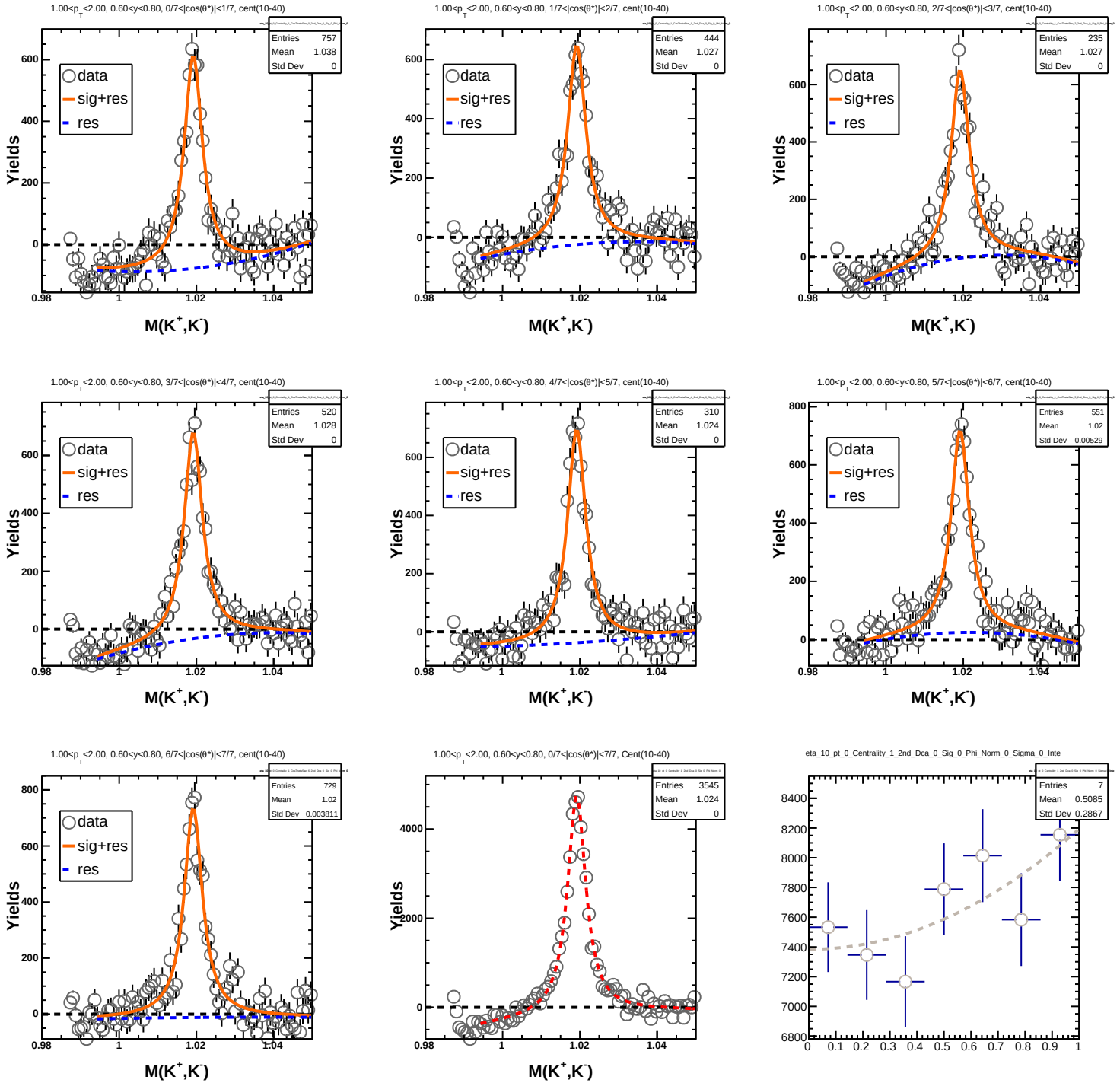
1.00<p_T<2.00, 0.60<y<0.80, 0/7<|cos(θ*)|<1/7, cent(10-40)
Entries 757
Mean 1.038
Std Dev 0
1.00<p_T<2.00, 0.60<y<0.80, 1/7<|cos(θ*)|<2/7, cent(10-40)
Entries 444
Mean 1.027
Std Dev 0
1.00<p_T<2.00, 0.60<y<0.80, 2/7<|cos(θ*)|<3/7, cent(10-40)
Entries 235
Mean 1.027
Std Dev 0
1.00<p_T<2.00, 0.60<y<0.80, 3/7<|cos(θ*)|<4/7, cent(10-40)
Entries 520
Mean 1.028
Std Dev 0
1.00<p_T<2.00, 0.60<y<0.80, 4/7<|cos(θ*)|<5/7, cent(10-40)
Entries 310
Mean 1.024
Std Dev 0
1.00<p_T<2.00, 0.60<y<0.80, 5/7<|cos(θ*)|<6/7, cent(10-40)
Entries 551
Mean 1.02
Std Dev 0.00529
1.00<p_T<2.00, 0.60<y<0.80, 6/7<|cos(θ*)|<7/7, cent(10-40)
Entries 729
Mean 1.02
Std Dev 0.003811
1.00<p_T<2.00, 0.60<y<0.80, 0/7<|cos(θ*)|<7/7, Cent(10-40)
Entries 3545
Mean 1.024
Std Dev 0
eta_10_pt_0_Centrality_1_2nd_Dca_0_Sig_0_Phi_Norm_0_Sigma_0_Inte
Entries 7
Mean 0.5085
Std Dev 0.2867
data
sig+res
res
Yields
M(K+,K-)

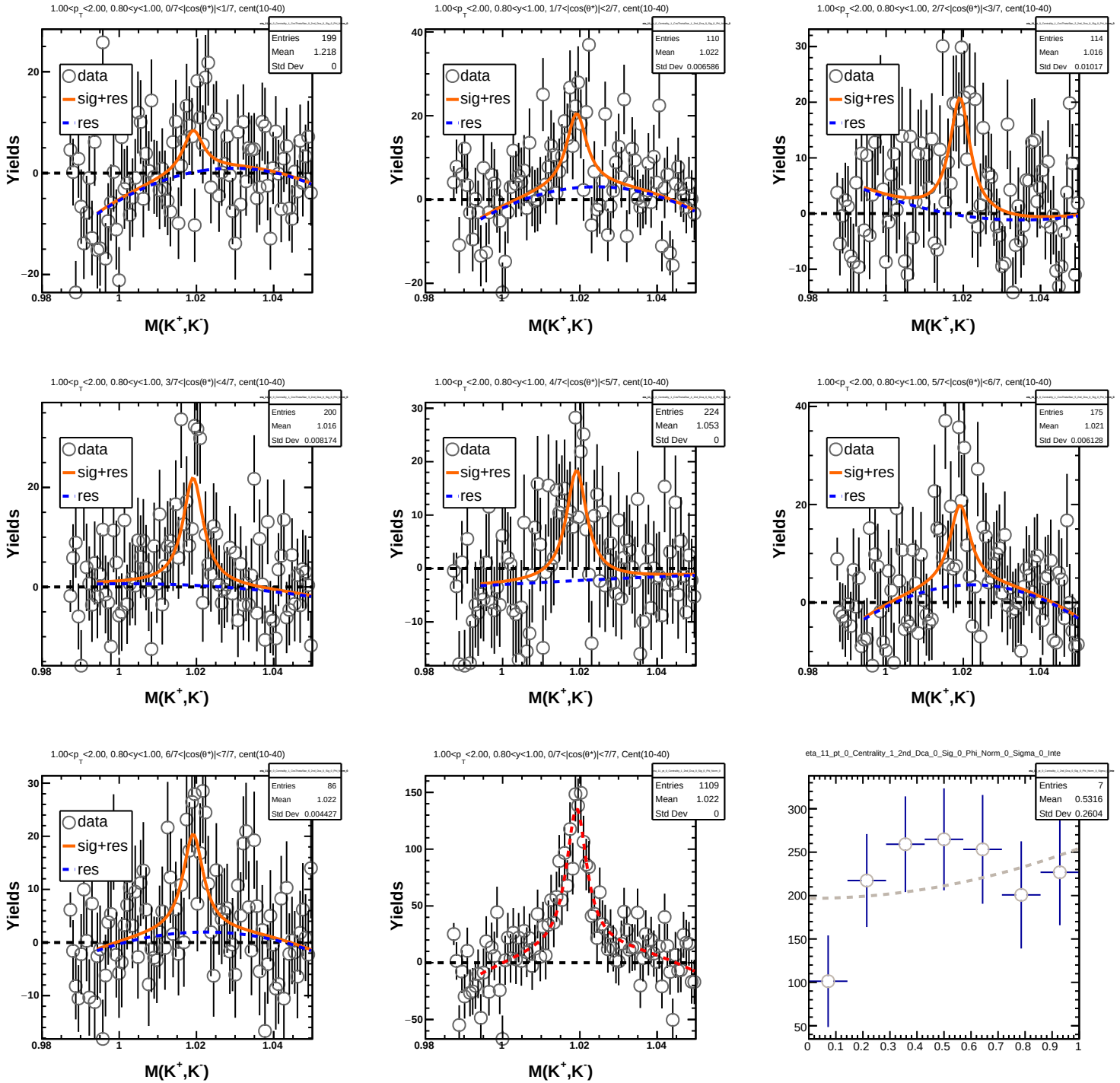
1.00<p_T<2.00, 0.80<y<1.00, 0/7<|cos(θ*)|<1/7, cent(10-40)
Entries 199
Mean 1.218
Std Dev 0
1.00<p_T<2.00, 0.80<y<1.00, 1/7<|cos(θ*)|<2/7, cent(10-40)
Entries 110
Mean 1.022
Std Dev 0.006586
1.00<p_T<2.00, 0.80<y<1.00, 2/7<|cos(θ*)|<3/7, cent(10-40)
Entries 114
Mean 1.016
Std Dev 0.01017
1.00<p_T<2.00, 0.80<y<1.00, 3/7<|cos(θ*)|<4/7, cent(10-40)
Entries 200
Mean 1.016
Std Dev 0.008174
1.00<p_T<2.00, 0.80<y<1.00, 4/7<|cos(θ*)|<5/7, cent(10-40)
Entries 224
Mean 1.053
Std Dev 0
1.00<p_T<2.00, 0.80<y<1.00, 5/7<|cos(θ*)|<6/7, cent(10-40)
Entries 175
Mean 1.021
Std Dev 0.006128
1.00<p_T<2.00, 0.80<y<1.00, 6/7<|cos(θ*)|<7/7, cent(10-40)
Entries 86
Mean 1.022
Std Dev 0.004427
1.00<p_T<2.00, 0.80<y<1.00, 0/7<|cos(θ*)|<7/7, Cent(10-40)
Entries 1109
Mean 1.022
Std Dev 0
eta_11_pt_0_Centrality_1_2nd_Dca_0_Sig_0_Phi_Norm_0_Sigma_0_Inte
Entries 7
Mean 0.5316
Std Dev 0.2604
data
sig+res
res
Yields
M(K+,K-)

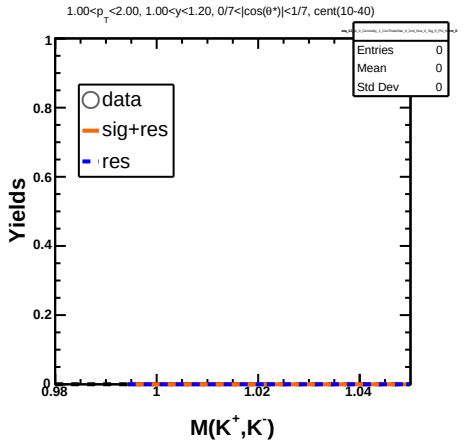
1.00<p_T<2.00, 1.00<y<1.20, 0/7<|cos(θ*)|<1/7, cent(10-40)
Entries 0
Mean 0
Std Dev 0
data
sig+res
res
Yields
M(K+,K-)

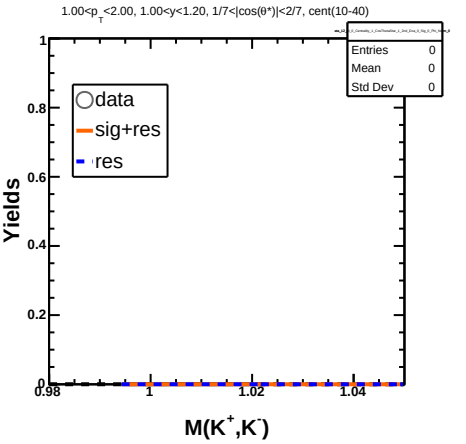
1.00<p_T<2.00, 1.00<y<1.20, 1/7<|cos(θ*)|<2/7, cent(10-40)
Entries 0
Mean 0
Std Dev 0
data
sig+res
res
Yields
M(K+,K-)

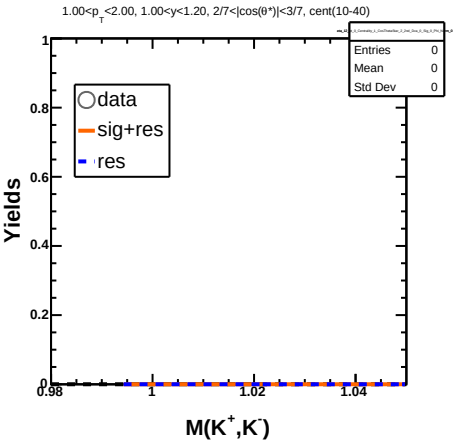
1.00<p_T<2.00, 1.00<y<1.20, 2/7<|cos(θ*)|<3/7, cent(10-40)
Entries 0
Mean 0
Std Dev 0
data
sig+res
res
Yields
M(K+,K-)

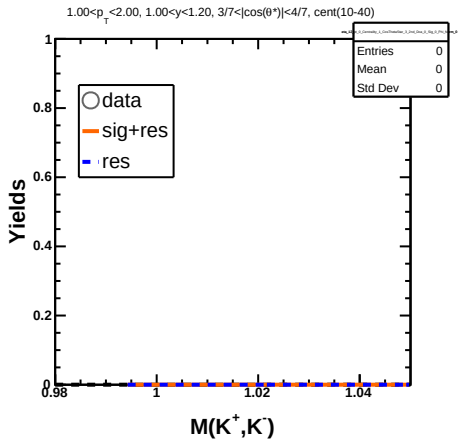
1.00<p_T<2.00, 1.00<y<1.20, 3/7<|cos(θ*)|<4/7, cent(10-40)
Entries 0
Mean 0
Std Dev 0
data
sig+res
res
Yields
M(K+,K-)

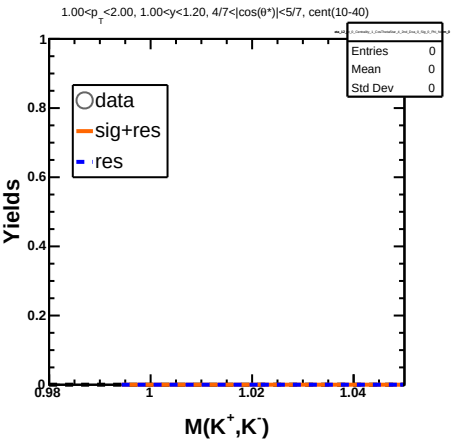
1.00<p_T<2.00, 1.00<y<1.20, 4/7<|cos(θ*)|<5/7, cent(10-40)
Entries 0
Mean 0
Std Dev 0
data
sig+res
res
Yields
M(K+,K-)

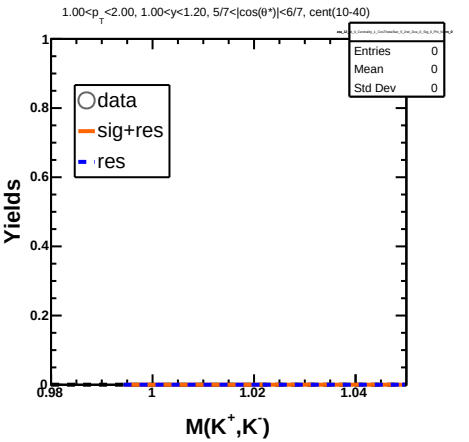
1.00<p_T<2.00, 1.00<y<1.20, 5/7<|cos(θ*)|<6/7, cent(10-40)
Entries 0
Mean 0
Std Dev 0
data
sig+res
res
Yields
M(K+,K-)

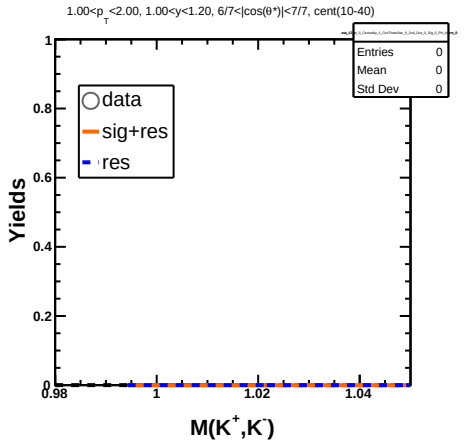
1.00<p_T<2.00, 1.00<y<1.20, 6/7<|cos(θ*)|<7/7, cent(10-40)
Entries 0
Mean 0
Std Dev 0
data
sig+res
res
Yields
M(K+,K-)

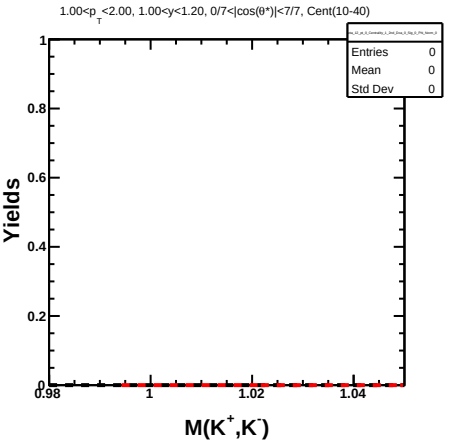
1.00<p_T<2.00, 1.00<y<1.20, 0/7<|cos(θ*)|<7/7, Cent(10-40)
Entries 0
Mean 0
Std Dev 0
Yields
M(K+,K-)

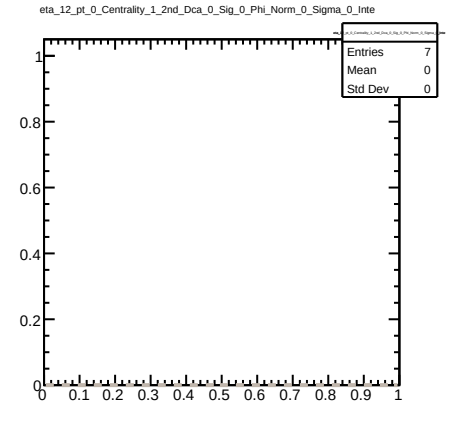
eta_12_pt_0_Centrality_1_2nd_Dca_0_Sig_0_Phi_Norm_0_Sigma_0_Inte
Entries 7
Mean 0
Std Dev 0

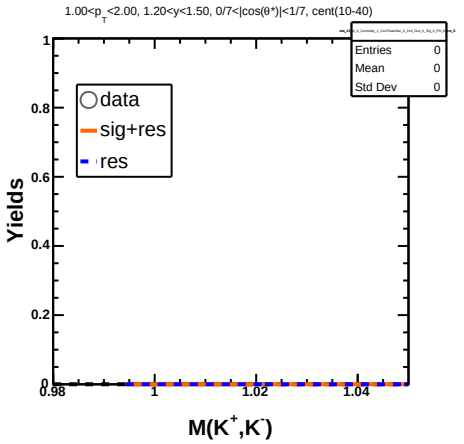
1.00<p_T<2.00, 1.20<y<1.50, 0/7<|cos(θ*)|<1/7, cent(10-40)
Entries 0
Mean 0
Std Dev 0
data
sig+res
res
Yields
M(K+,K-)

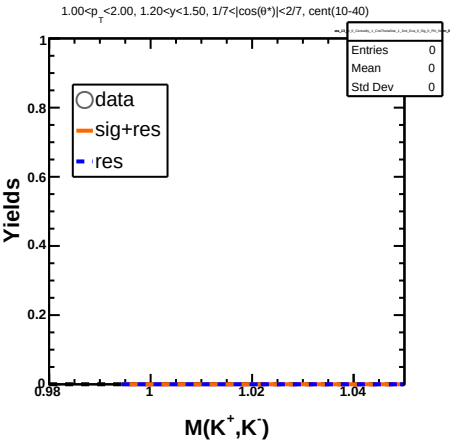
1.00<p_T<2.00, 1.20<y<1.50, 1/7<|cos(θ*)|<2/7, cent(10-40)
Entries 0
Mean 0
Std Dev 0
data
sig+res
res
Yields
M(K+,K-)

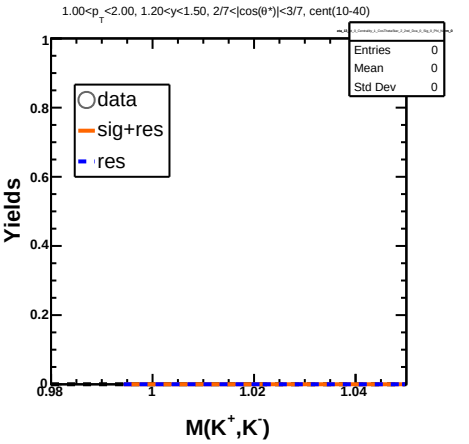
1.00<p_T<2.00, 1.20<y<1.50, 2/7<|cos(θ*)|<3/7, cent(10-40)
Entries 0
Mean 0
Std Dev 0
data
sig+res
res
Yields
M(K+,K-)

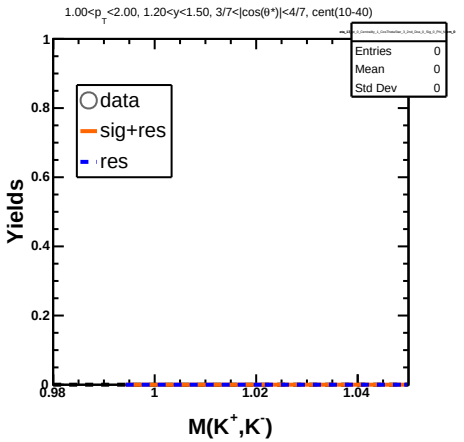
1.00<p_T<2.00, 1.20<y<1.50, 3/7<|cos(θ*)|<4/7, cent(10-40)
Entries 0
Mean 0
Std Dev 0
data
sig+res
res
Yields
M(K+,K-)

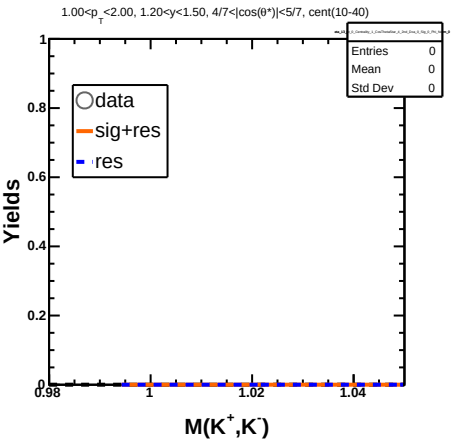
1.00<p_T<2.00, 1.20<y<1.50, 4/7<|cos(θ*)|<5/7, cent(10-40)
Entries 0
Mean 0
Std Dev 0
data
sig+res
res
Yields
M(K+,K-)

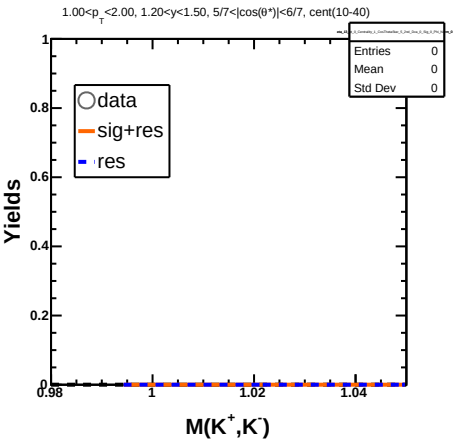
1.00<p_T<2.00, 1.20<y<1.50, 5/7<|cos(θ*)|<6/7, cent(10-40)
Entries 0
Mean 0
Std Dev 0
data
sig+res
res
Yields
M(K+,K-)

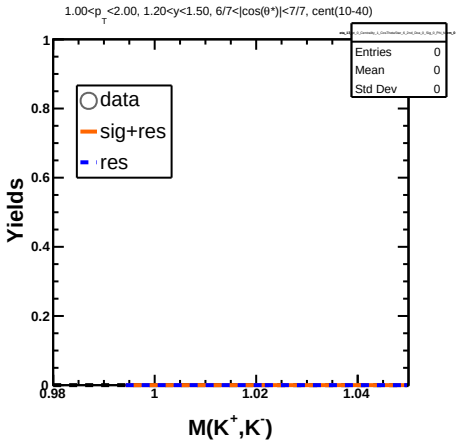
1.00<p_T<2.00, 1.20<y<1.50, 6/7<|cos(θ*)|<7/7, cent(10-40)
Entries 0
Mean 0
Std Dev 0
data
sig+res
res
Yields
M(K+,K-)

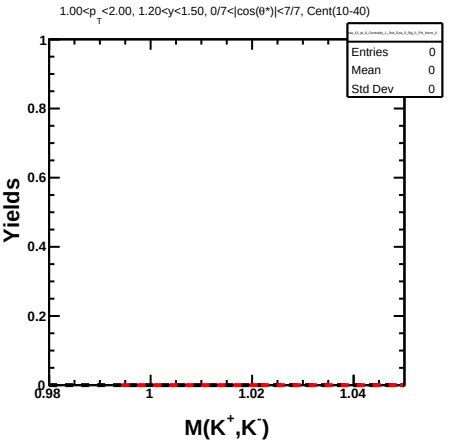
1.00<p_T<2.00, 1.20<y<1.50, 0/7<|cos(θ*)|<7/7, Cent(10-40)
Entries 0
Mean 0
Std Dev 0
Yields
M(K+,K-)

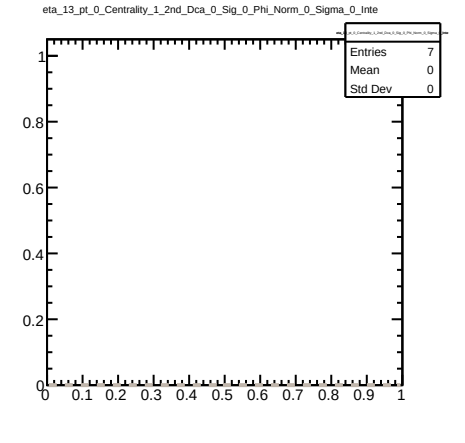
eta_13_pt_0_Centrality_1_2nd_Dca_0_Sig_0_Phi_Norm_0_Sigma_0_Inte
Entries 7
Mean 0
Std Dev 0

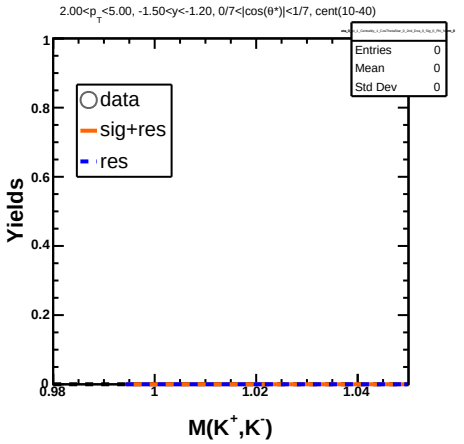
2.00<p_T<5.00, -1.50<y<-1.20, 0/7<|cos(θ*)|<1/7, cent(10-40)
Entries 0
Mean 0
Std Dev 0
data
sig+res
res
Yields
M(K+,K-)

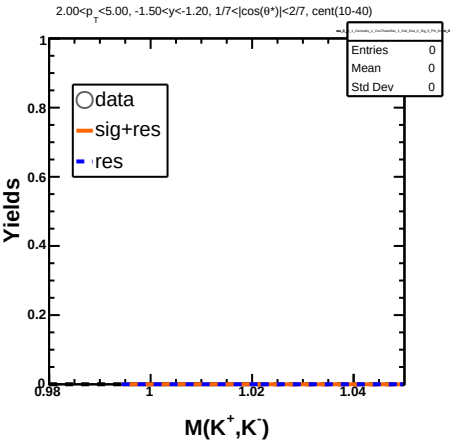
2.00<p_T<5.00, -1.50<y<-1.20, 1/7<|cos(θ*)|<2/7, cent(10-40)
Entries 0
Mean 0
Std Dev 0
data
sig+res
res
Yields
M(K+,K-)

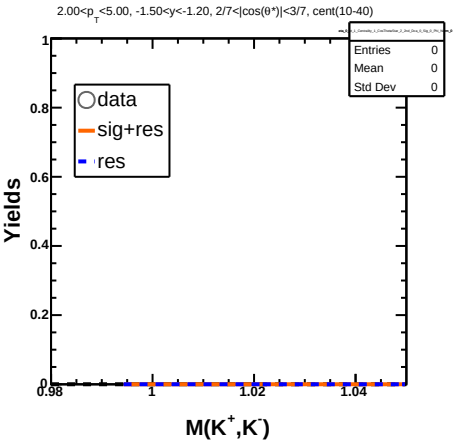
2.00<p_T<5.00, -1.50<y<-1.20, 2/7<|cos(θ*)|<3/7, cent(10-40)
Entries 0
Mean 0
Std Dev 0
data
sig+res
res
Yields
M(K+,K-)

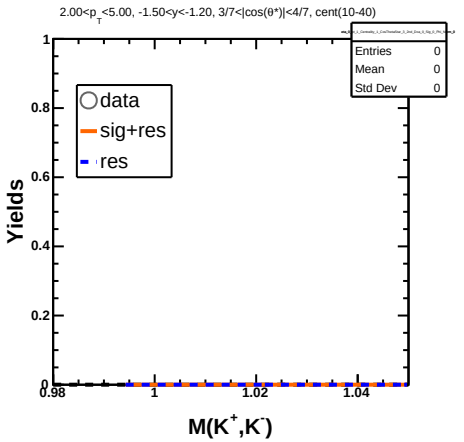
2.00<p_T<5.00, -1.50<y<-1.20, 3/7<|cos(θ*)|<4/7, cent(10-40)
Entries 0
Mean 0
Std Dev 0
data
sig+res
res
Yields
M(K+,K-)

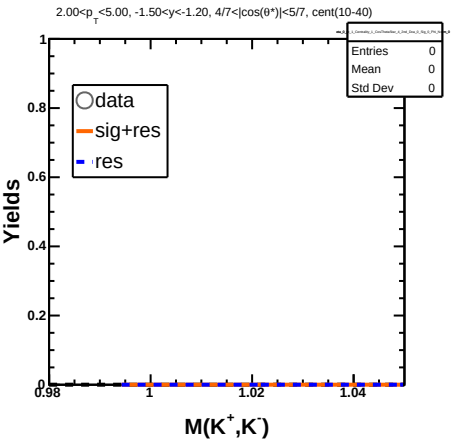
2.00<p_T<5.00, -1.50<y<-1.20, 4/7<|cos(θ*)|<5/7, cent(10-40)
Entries 0
Mean 0
Std Dev 0
data
sig+res
res
Yields
M(K+,K-)

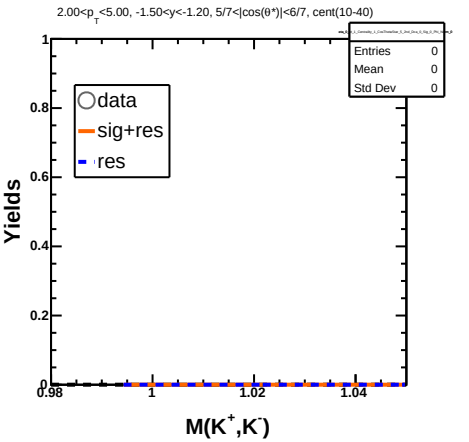
2.00<p_T<5.00, -1.50<y<-1.20, 5/7<|cos(θ*)|<6/7, cent(10-40)
Entries 0
Mean 0
Std Dev 0
data
sig+res
res
Yields
M(K+,K-)

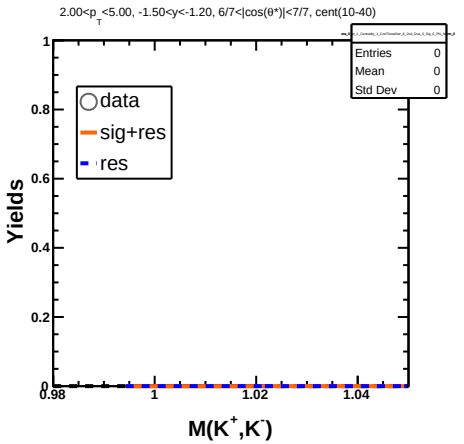
2.00<p_T<5.00, -1.50<y<-1.20, 6/7<|cos(θ*)|<7/7, cent(10-40)
Entries 0
Mean 0
Std Dev 0
data
sig+res
res
Yields
M(K+,K-)

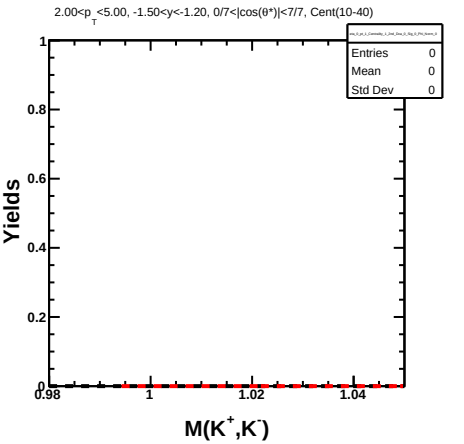
2.00<p_T<5.00, -1.50<y<-1.20, 0/7<|cos(θ*)|<7/7, Cent(10-40)
Entries 0
Mean 0
Std Dev 0
Yields
M(K+,K-)

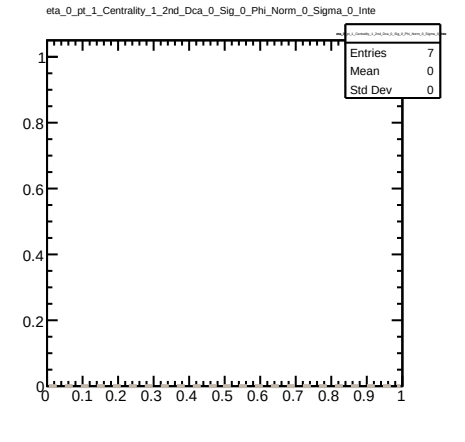
eta_0_pt_1_Centrality_1_2nd_Dca_0_Sig_0_Phi_Norm_0_Sigma_0_Inte
Entries 7
Mean 0
Std Dev 0

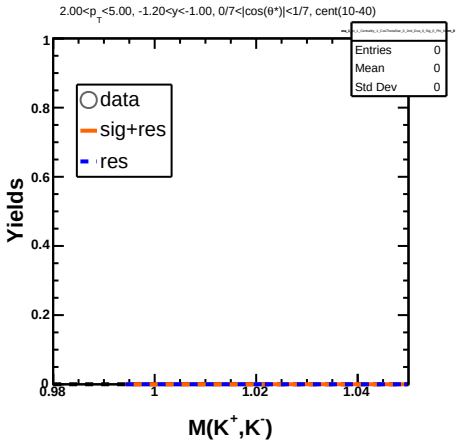
2.00<p_T<5.00, -1.20<y<-1.00, 0/7<|cos(θ*)|<1/7, cent(10-40)
Entries 0
Mean 0
Std Dev 0
data
sig+res
res
Yields
M(K+,K-)

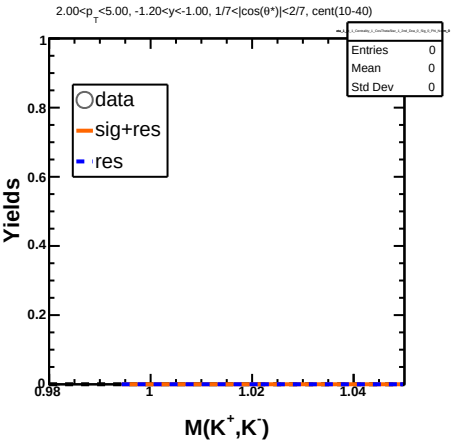
2.00<p_T<5.00, -1.20<y<-1.00, 1/7<|cos(θ*)|<2/7, cent(10-40)
Entries 0
Mean 0
Std Dev 0
data
sig+res
res
Yields
M(K+,K-)

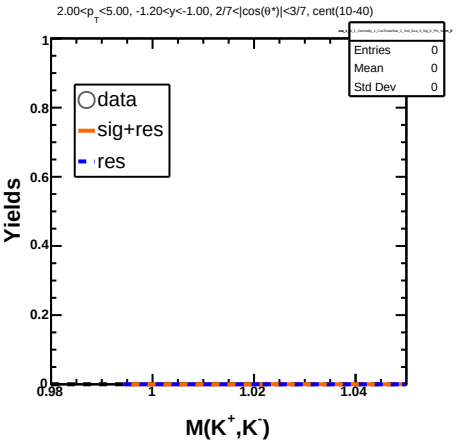
2.00<p_T<5.00, -1.20<y<-1.00, 2/7<|cos(θ*)|<3/7, cent(10-40)
Entries 0
Mean 0
Std Dev 0
data
sig+res
res
Yields
M(K+,K-)

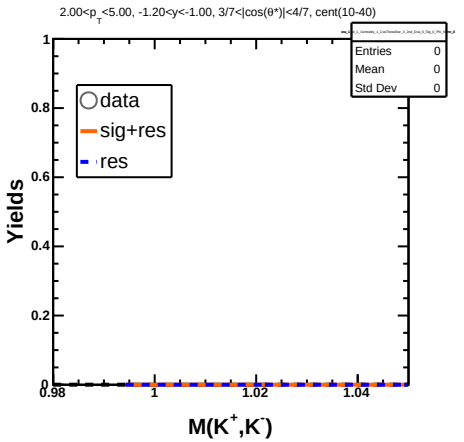
2.00<p_T<5.00, -1.20<y<-1.00, 3/7<|cos(θ*)|<4/7, cent(10-40)
Entries 0
Mean 0
Std Dev 0
data
sig+res
res
Yields
M(K+,K-)

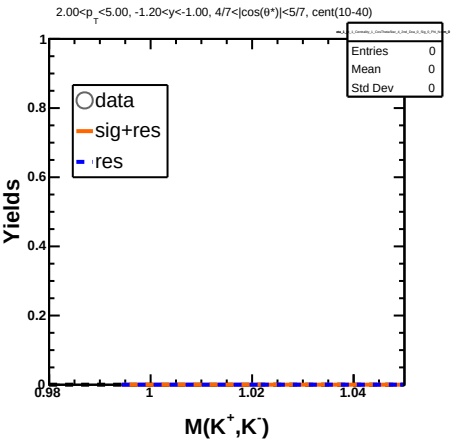
2.00<p_T<5.00, -1.20<y<-1.00, 4/7<|cos(θ*)|<5/7, cent(10-40)
Entries 0
Mean 0
Std Dev 0
data
sig+res
res
Yields
M(K+,K-)

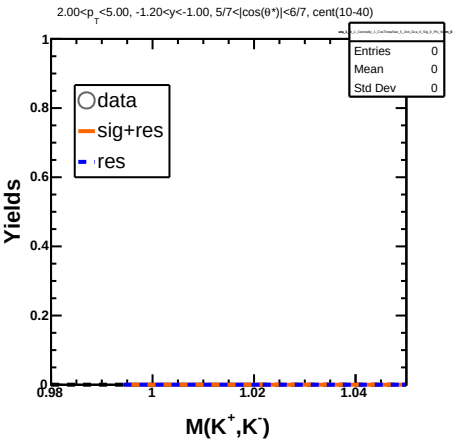
2.00<p_T<5.00, -1.20<y<-1.00, 5/7<|cos(θ*)|<6/7, cent(10-40)
Entries 0
Mean 0
Std Dev 0
data
sig+res
res
Yields
M(K+,K-)

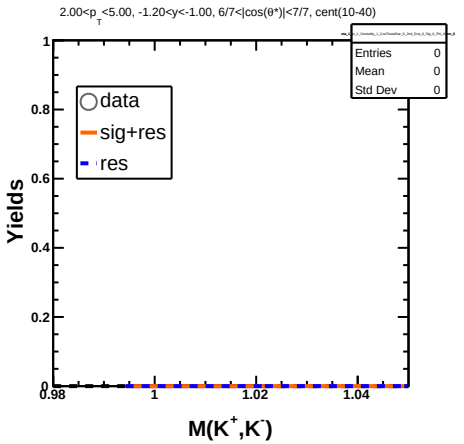
2.00<p_T<5.00, -1.20<y<-1.00, 6/7<|cos(θ*)|<7/7, cent(10-40)
Entries 0
Mean 0
Std Dev 0
data
sig+res
res
Yields
M(K+,K-)

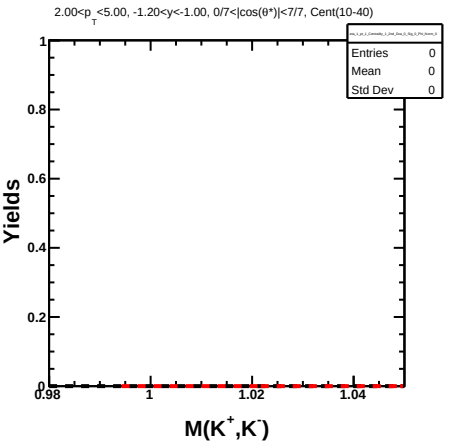
2.00<p_T<5.00, -1.20<y<-1.00, 0/7<|cos(θ*)|<7/7, Cent(10-40)
Entries 0
Mean 0
Std Dev 0
Yields
M(K+,K-)

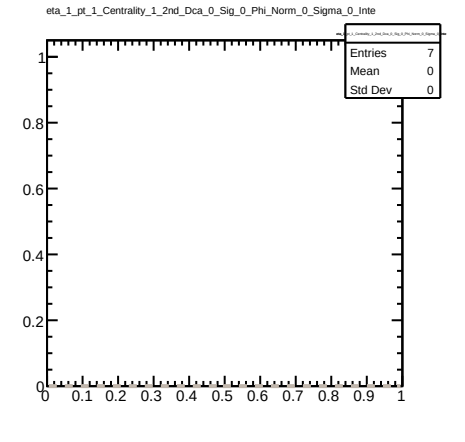
eta_1_pt_1_Centrality_1_2nd_Dca_0_Sig_0_Phi_Norm_0_Sigma_0_Inte
Entries 7
Mean 0
Std Dev 0

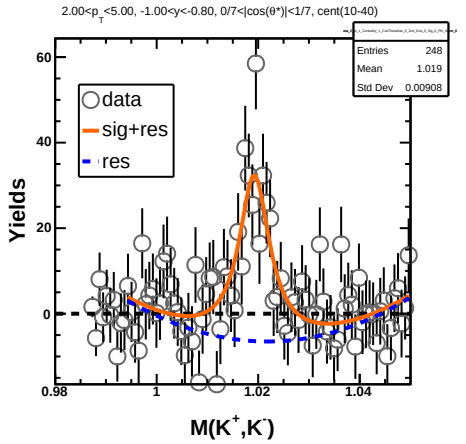
2.00<p_T<5.00, -1.00<y<-0.80, 0/7<|cos(θ*)|<1/7, cent(10-40)
Entries 248
Mean 1.019
Std Dev 0.00908
data
sig+res
res
Yields
M(K+,K-)

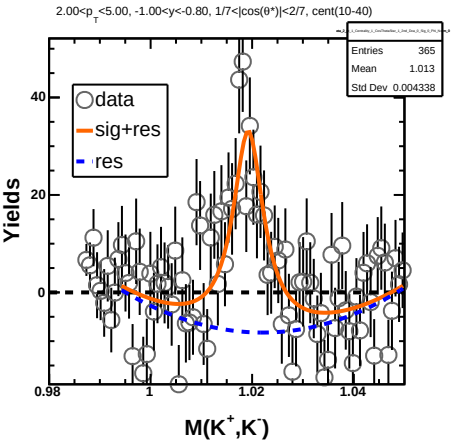
2.00<p_T<5.00, -1.00<y<-0.80, 1/7<|cos(θ*)|<2/7, cent(10-40)
Entries 365
Mean 1.013
Std Dev 0.004338
data
sig+res
res
Yields
M(K+,K-)

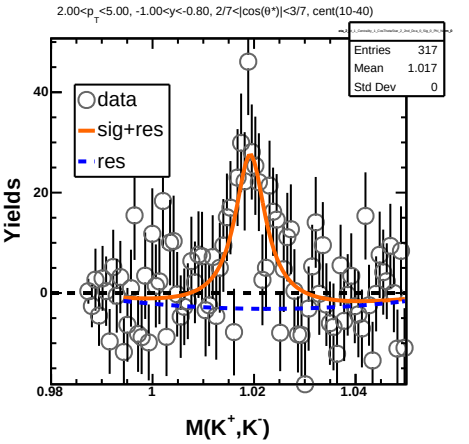
2.00<p_T<5.00, -1.00<y<-0.80, 2/7<|cos(θ*)|<3/7, cent(10-40)
Entries 317
Mean 1.017
Std Dev 0
data
sig+res
res
Yields
M(K+,K-)

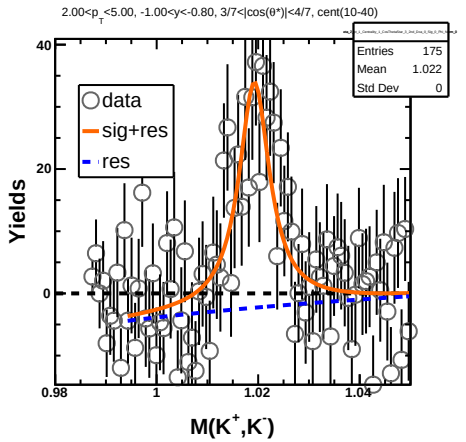
2.00<p_T<5.00, -1.00<y<-0.80, 3/7<|cos(θ*)|<4/7, cent(10-40)
Entries 175
Mean 1.022
Std Dev 0
data
sig+res
res
Yields
M(K+,K-)

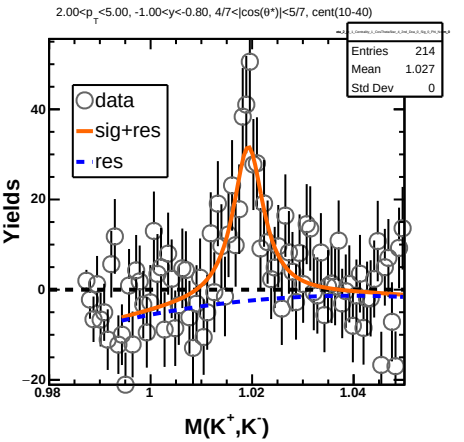
2.00<p_T<5.00, -1.00<y<-0.80, 4/7<|cos(θ*)|<5/7, cent(10-40)
Entries 214
Mean 1.027
Std Dev 0
data
sig+res
res
Yields
M(K+,K-)

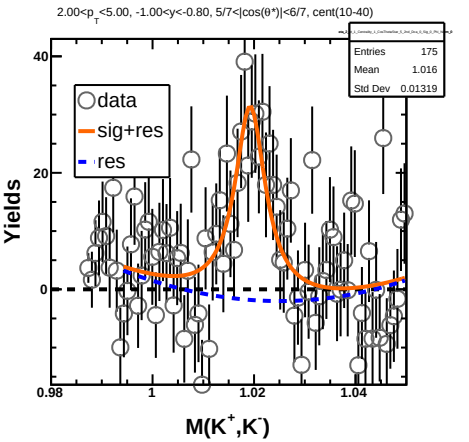
2.00<p_T<5.00, -1.00<y<-0.80, 5/7<|cos(θ*)|<6/7, cent(10-40)
Entries 175
Mean 1.016
Std Dev 0.01319
data
sig+res
res
Yields
M(K+,K-)

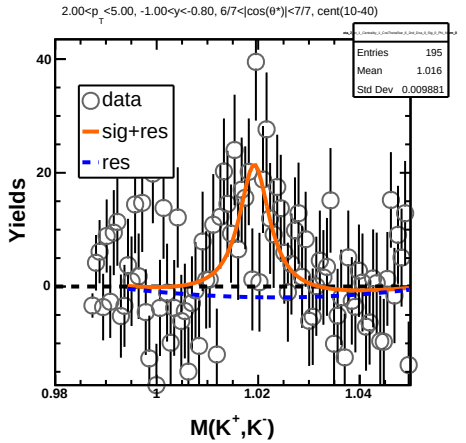
2.00<p_T<5.00, -1.00<y<-0.80, 6/7<|cos(θ*)|<7/7, cent(10-40)
Entries 195
Mean 1.016
Std Dev 0.009881
data
sig+res
res
Yields
M(K+,K-)

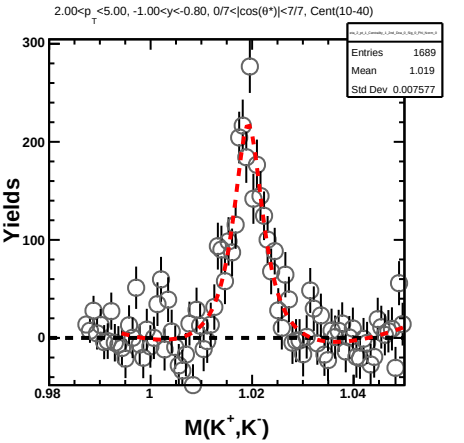
2.00<p_T<5.00, -1.00<y<-0.80, 0/7<|cos(θ*)|<7/7, Cent(10-40)
Entries 1689
Mean 1.019
Std Dev 0.007577
Yields
M(K+,K-)

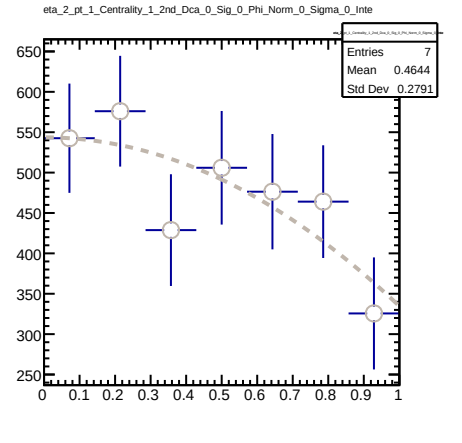
eta_2_pt_1_Centrality_1_2nd_Dca_0_Sig_0_Phi_Norm_0_Sigma_0_Inte
Entries 7
Mean 0.4644
Std Dev 0.2791

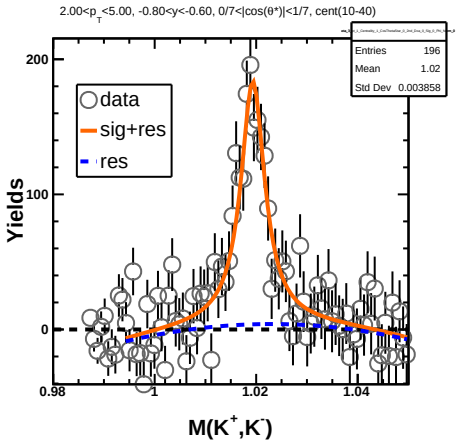
2.00<p_T<5.00, -0.80<y<-0.60, 0/7<|cos(θ*)|<1/7, cent(10-40)
Entries 196
Mean 1.02
Std Dev 0.003858
data
sig+res
res
Yields
M(K+,K-)

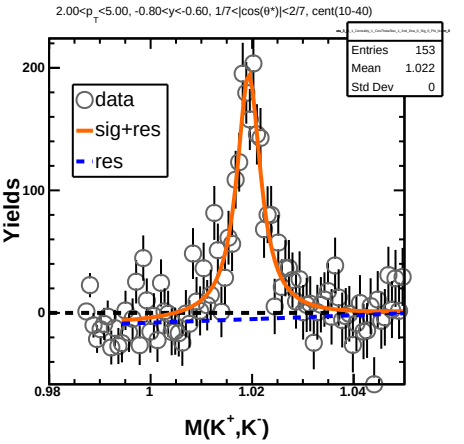
2.00<p_T<5.00, -0.80<y<-0.60, 1/7<|cos(θ*)|<2/7, cent(10-40)
Entries 153
Mean 1.022
Std Dev 0
data
sig+res
res
Yields
M(K+,K-)

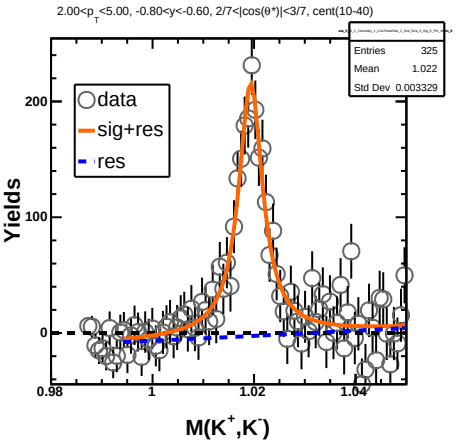
2.00<p_T<5.00, -0.80<y<-0.60, 2/7<|cos(θ*)|<3/7, cent(10-40)
Entries 325
Mean 1.022
Std Dev 0.003329
data
sig+res
res
Yields
M(K+,K-)

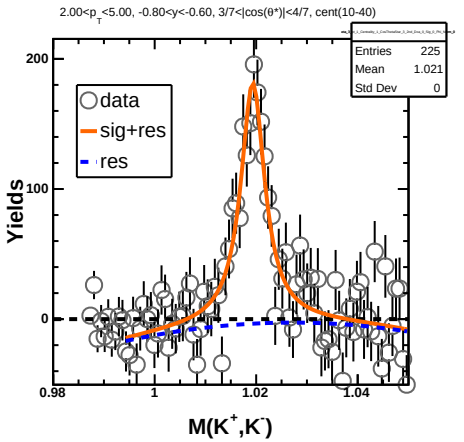
2.00<p_T<5.00, -0.80<y<-0.60, 3/7<|cos(θ*)|<4/7, cent(10-40)
Entries 225
Mean 1.021
Std Dev 0
data
sig+res
res
Yields
M(K+,K-)

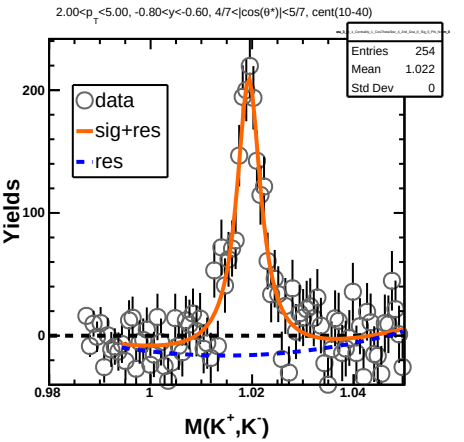
2.00<p_T<5.00, -0.80<y<-0.60, 4/7<|cos(θ*)|<5/7, cent(10-40)
Entries 254
Mean 1.022
Std Dev 0
data
sig+res
res
Yields
M(K+,K-)

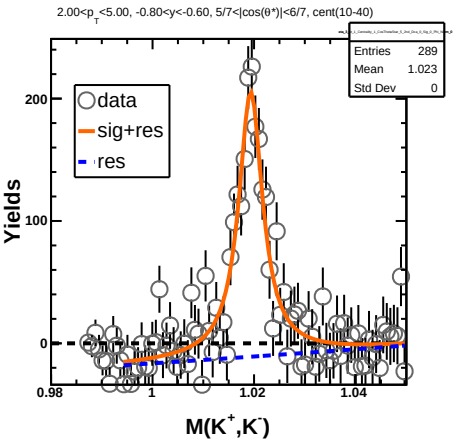
2.00<p_T<5.00, -0.80<y<-0.60, 5/7<|cos(θ*)|<6/7, cent(10-40)
Entries 289
Mean 1.023
Std Dev 0
data
sig+res
res
Yields
M(K+,K-)

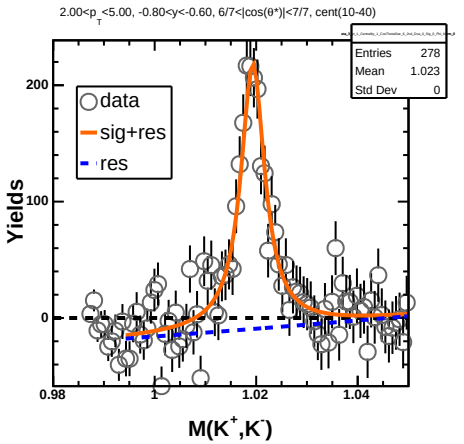
2.00<p_T<5.00, -0.80<y<-0.60, 6/7<|cos(θ*)|<7/7, cent(10-40)
Entries 278
Mean 1.023
Std Dev 0
data
sig+res
res
Yields
M(K+,K-)

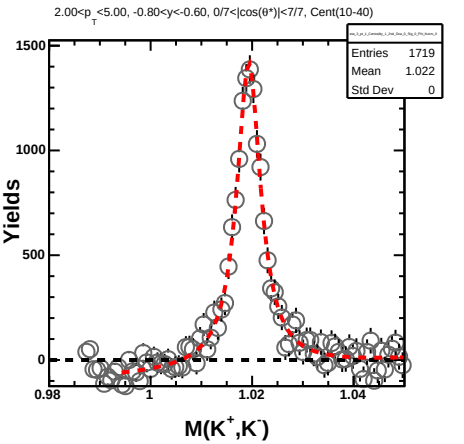
2.00<p_T<5.00, -0.80<y<-0.60, 0/7<|cos(θ*)|<7/7, Cent(10-40)
Entries 1719
Mean 1.022
Std Dev 0
Yields
M(K+,K-)

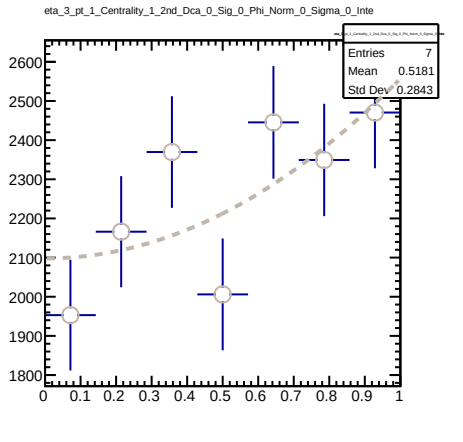
eta_3_pt_1_Centrality_1_2nd_Dca_0_Sig_0_Phi_Norm_0_Sigma_0_Inte
Entries 7
Mean 0.5181
Std Dev 0.2843

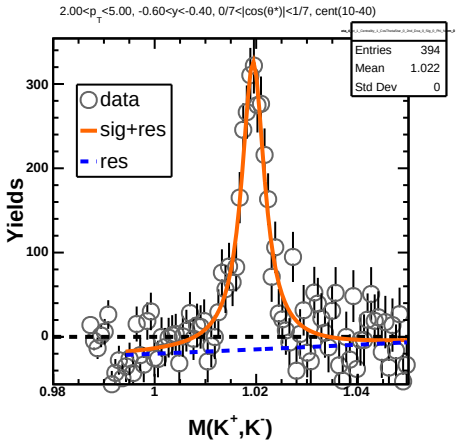
2.00<p_T<5.00, -0.60<y<-0.40, 0/7<|cos(θ*)|<1/7, cent(10-40)
Entries 394
Mean 1.022
Std Dev 0
data
sig+res
res
Yields
M(K+,K-)

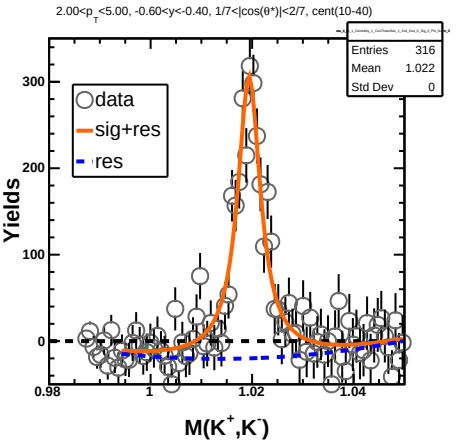
2.00<p_T<5.00, -0.60<y<-0.40, 1/7<|cos(θ*)|<2/7, cent(10-40)
Entries 316
Mean 1.022
Std Dev 0
data
sig+res
res
Yields
M(K+,K-)

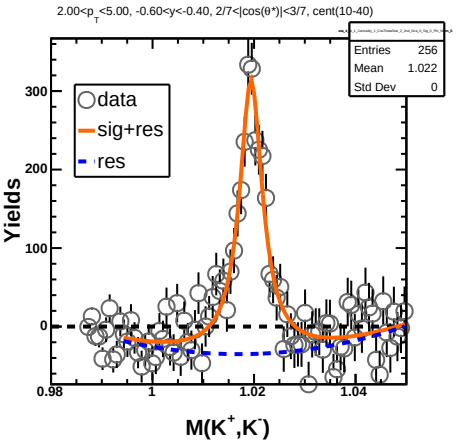
2.00<p_T<5.00, -0.60<y<-0.40, 2/7<|cos(θ*)|<3/7, cent(10-40)
Entries 256
Mean 1.022
Std Dev 0
data
sig+res
res
Yields
M(K+,K-)

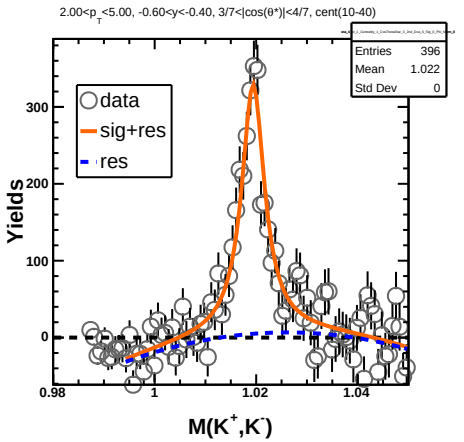
2.00<p_T<5.00, -0.60<y<-0.40, 3/7<|cos(θ*)|<4/7, cent(10-40)
Entries 396
Mean 1.022
Std Dev 0
data
sig+res
res
Yields
M(K+,K-)

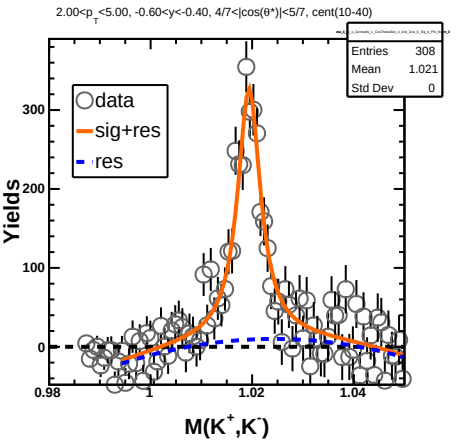
2.00<p_T<5.00, -0.60<y<-0.40, 4/7<|cos(θ*)|<5/7, cent(10-40)
Entries 308
Mean 1.021
Std Dev 0
data
sig+res
res
Yields
M(K+,K-)

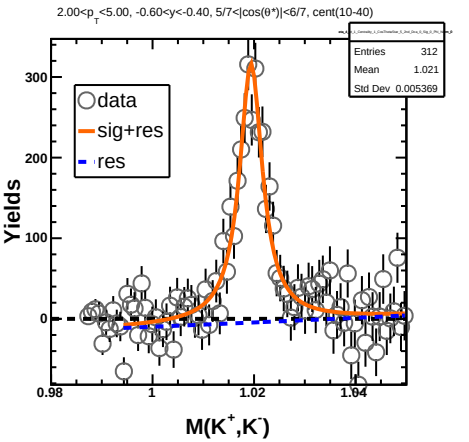
2.00<p_T<5.00, -0.60<y<-0.40, 5/7<|cos(θ*)|<6/7, cent(10-40)
Entries 312
Mean 1.021
Std Dev 0.005369
data
sig+res
res
Yields
M(K+,K-)

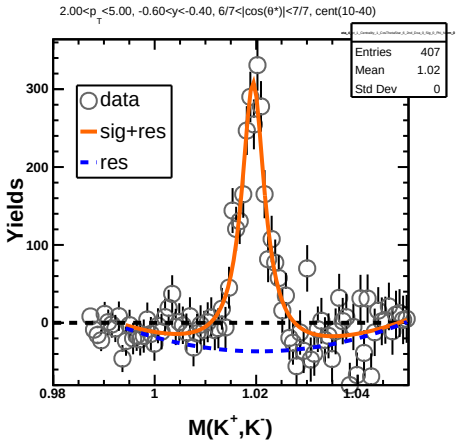
2.00<p_T<5.00, -0.60<y<-0.40, 6/7<|cos(θ*)|<7/7, cent(10-40)
Entries 407
Mean 1.02
Std Dev 0
data
sig+res
res
Yields
M(K+,K-)

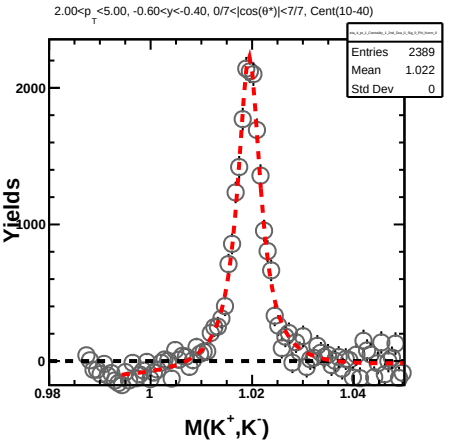
2.00<p_T<5.00, -0.60<y<-0.40, 0/7<|cos(θ*)|<7/7, Cent(10-40)
Entries 2389
Mean 1.022
Std Dev 0
Yields
M(K+,K-)

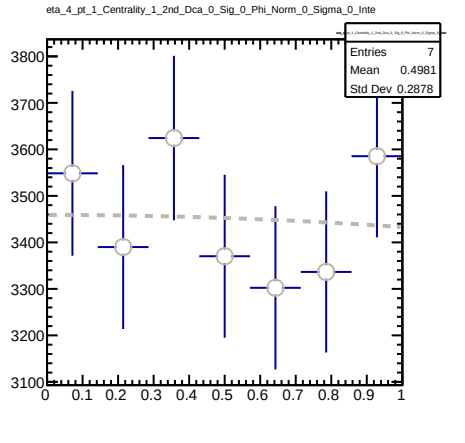
eta_4_pt_1_Centrality_1_2nd_Dca_0_Sig_0_Phi_Norm_0_Sigma_0_Inte
Entries 7
Mean 0.4981
Std Dev 0.2878

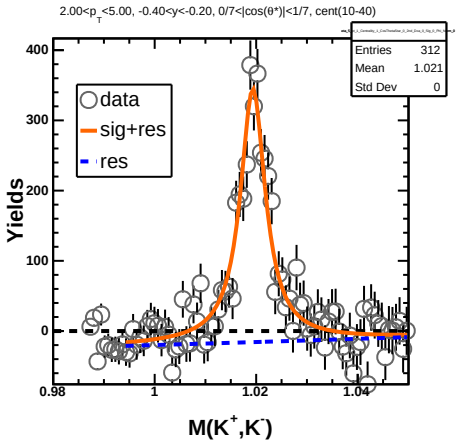
2.00<p_T<5.00, -0.40<y<-0.20, 0/7<|cos(θ*)|<1/7, cent(10-40)
Entries 312
Mean 1.021
Std Dev 0
data
sig+res
res
Yields
M(K+,K-)

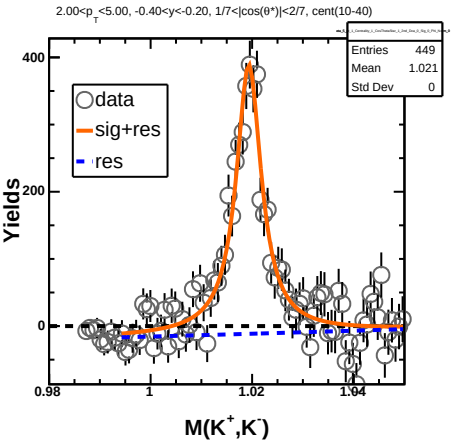
2.00<p_T<5.00, -0.40<y<-0.20, 1/7<|cos(θ*)|<2/7, cent(10-40)
Entries 449
Mean 1.021
Std Dev 0
data
sig+res
res
Yields
M(K+,K-)

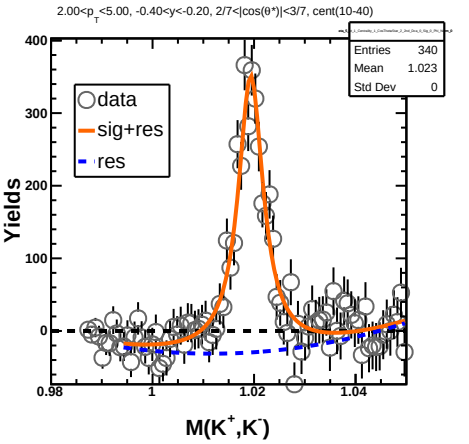
2.00<p_T<5.00, -0.40<y<-0.20, 2/7<|cos(θ*)|<3/7, cent(10-40)
Entries 340
Mean 1.023
Std Dev 0
data
sig+res
res
Yields
M(K+,K-)

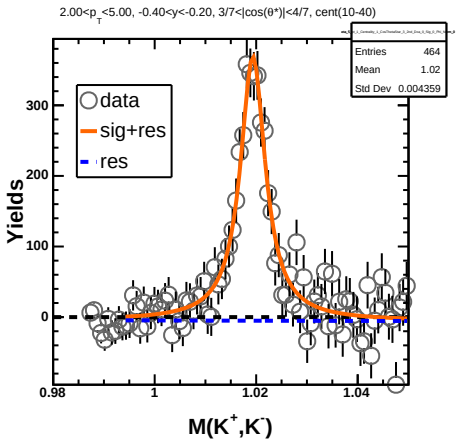
2.00<p_T<5.00, -0.40<y<-0.20, 3/7<|cos(θ*)|<4/7, cent(10-40)
Entries 464
Mean 1.02
Std Dev 0.004359
data
sig+res
res
Yields
M(K+,K-)

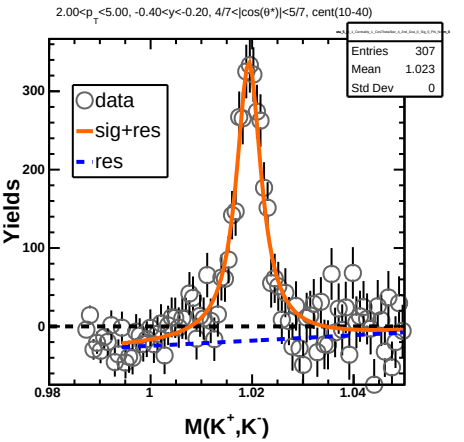
2.00<p_T<5.00, -0.40<y<-0.20, 4/7<|cos(θ*)|<5/7, cent(10-40)
Entries 307
Mean 1.023
Std Dev 0
data
sig+res
res
Yields
M(K+,K-)

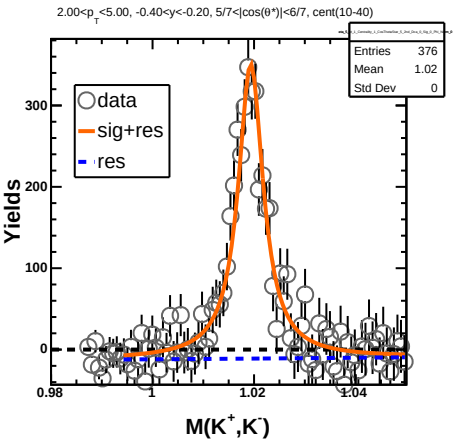
2.00<p_T<5.00, -0.40<y<-0.20, 5/7<|cos(θ*)|<6/7, cent(10-40)
Entries 376
Mean 1.02
Std Dev 0
data
sig+res
res
Yields
M(K+,K-)

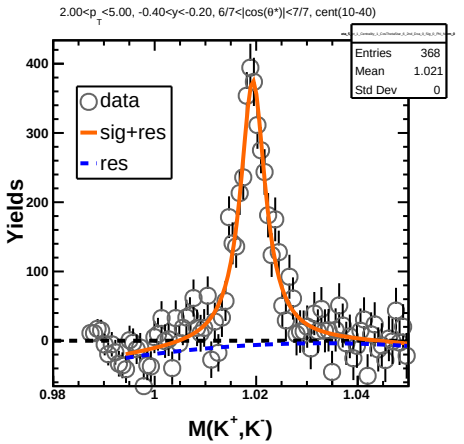
2.00<p_T<5.00, -0.40<y<-0.20, 6/7<|cos(θ*)|<7/7, cent(10-40)
Entries 368
Mean 1.021
Std Dev 0
data
sig+res
res
Yields
M(K+,K-)

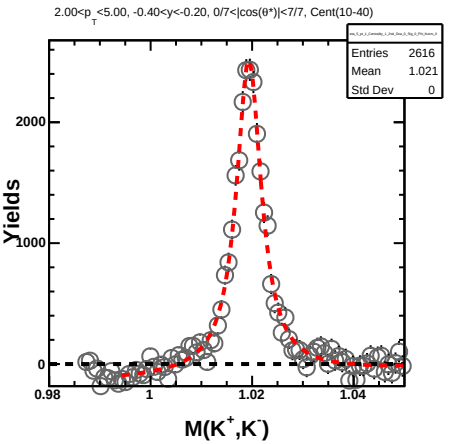
2.00<p_T<5.00, -0.40<y<-0.20, 0/7<|cos(θ*)|<7/7, Cent(10-40)
Entries 2616
Mean 1.021
Std Dev 0
Yields
M(K+,K-)

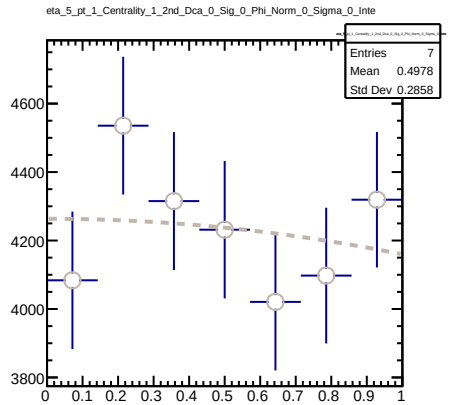
eta_5_pt_1_Centrality_1_2nd_Dca_0_Sig_0_Phi_Norm_0_Sigma_0_Inte
Entries 7
Mean 0.4978
Std Dev 0.2858

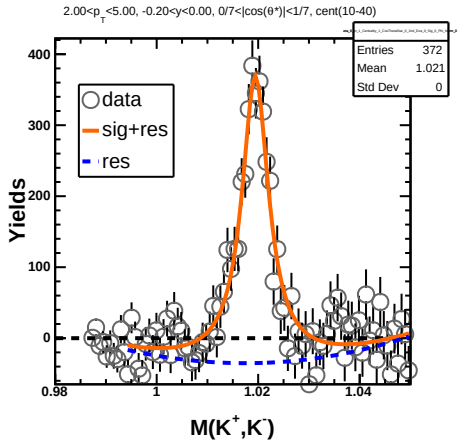
2.00<p_T<5.00, -0.20<y<0.00, 0/7<|cos(θ*)|<1/7, cent(10-40)
Entries 372
Mean 1.021
Std Dev 0
data
sig+res
res
Yields
M(K+,K-)

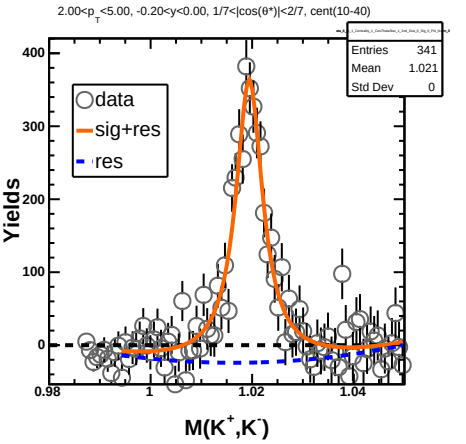
2.00<p_T<5.00, -0.20<y<0.00, 1/7<|cos(θ*)|<2/7, cent(10-40)
Entries 341
Mean 1.021
Std Dev 0
data
sig+res
res
Yields
M(K+,K-)

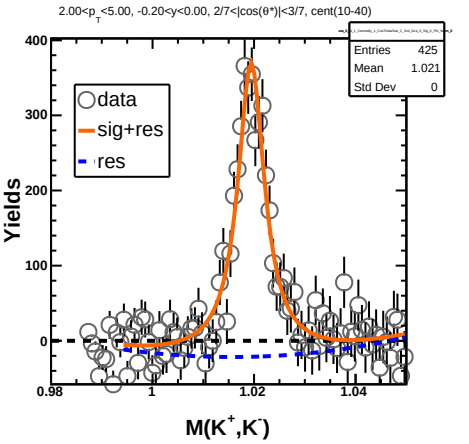
2.00<p_T<5.00, -0.20<y<0.00, 2/7<|cos(θ*)|<3/7, cent(10-40)
Entries 425
Mean 1.021
Std Dev 0
data
sig+res
res
Yields
M(K+,K-)

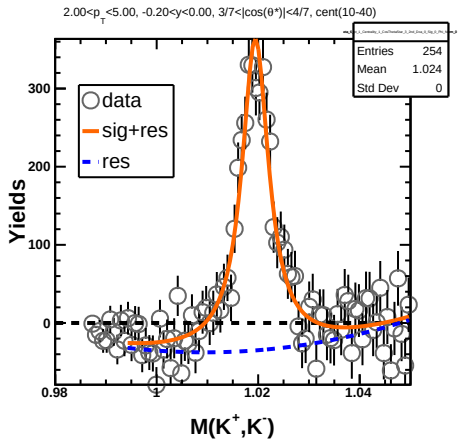
2.00<p_T<5.00, -0.20<y<0.00, 3/7<|cos(θ*)|<4/7, cent(10-40)
Entries 254
Mean 1.024
Std Dev 0
data
sig+res
res
Yields
M(K+,K-)

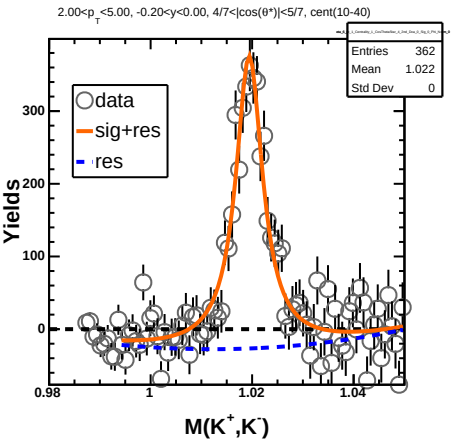
2.00<p_T<5.00, -0.20<y<0.00, 4/7<|cos(θ*)|<5/7, cent(10-40)
Entries 362
Mean 1.022
Std Dev 0
data
sig+res
res
Yields
M(K+,K-)

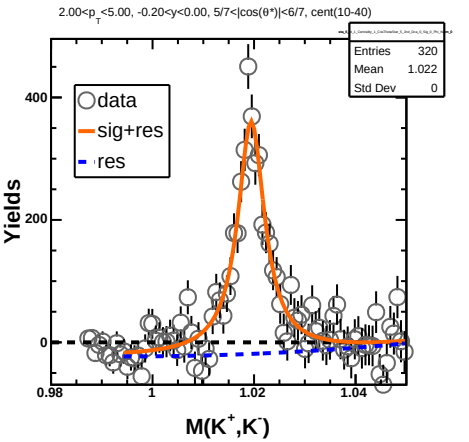
2.00<p_T<5.00, -0.20<y<0.00, 5/7<|cos(θ*)|<6/7, cent(10-40)
Entries 320
Mean 1.022
Std Dev 0
data
sig+res
res
Yields
M(K+,K-)

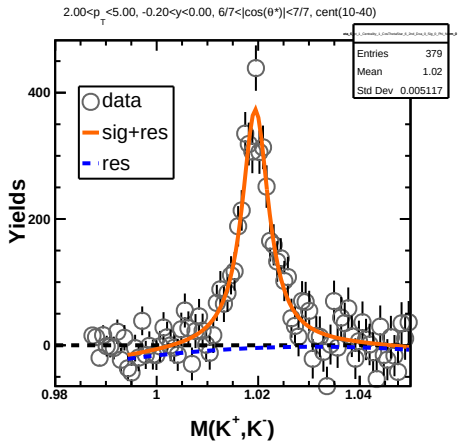
2.00<p_T<5.00, -0.20<y<0.00, 6/7<|cos(θ*)|<7/7, cent(10-40)
Entries 379
Mean 1.02
Std Dev 0.005117
data
sig+res
res
Yields
M(K+,K-)

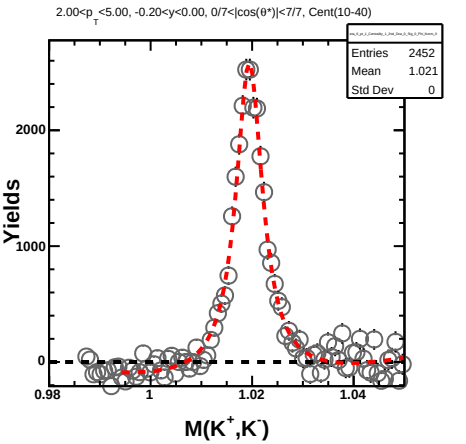
2.00<p_T<5.00, -0.20<y<0.00, 0/7<|cos(θ*)|<7/7, Cent(10-40)
Entries 2452
Mean 1.021
Std Dev 0
Yields
M(K+,K-)

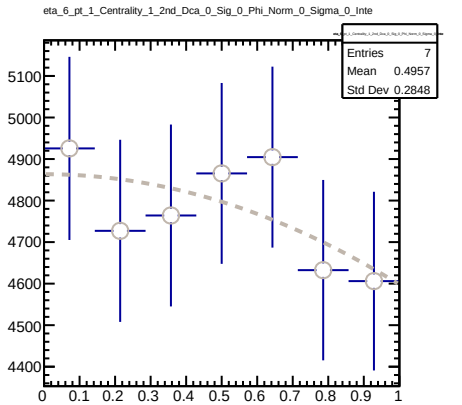
eta_6_pt_1_Centrality_1_2nd_Dca_0_Sig_0_Phi_Norm_0_Sigma_0_Inte
Entries 7
Mean 0.4957
Std Dev 0.2848

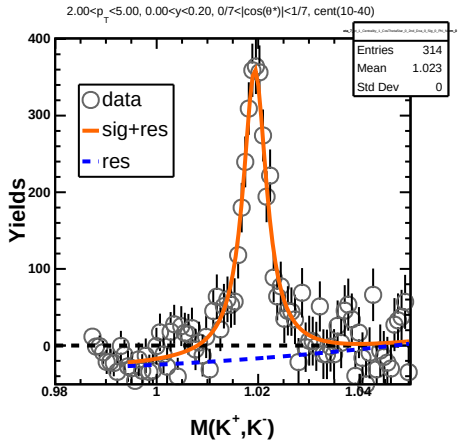
2.00<p_T<5.00, 0.00<y<0.20, 0/7<|cos(θ*)|<1/7, cent(10-40)
Entries 314
Mean 1.023
Std Dev 0
data
sig+res
res
Yields
M(K+,K-)

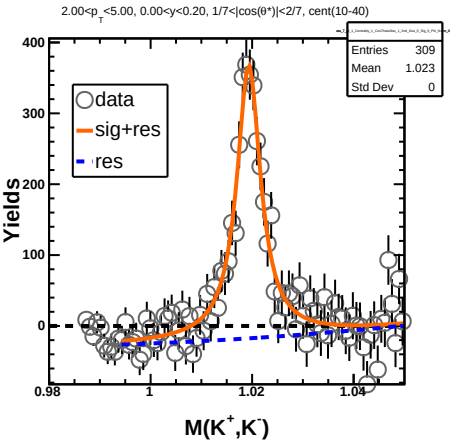
2.00<p_T<5.00, 0.00<y<0.20, 1/7<|cos(θ*)|<2/7, cent(10-40)
Entries 309
Mean 1.023
Std Dev 0
data
sig+res
res
Yields
M(K+,K-)

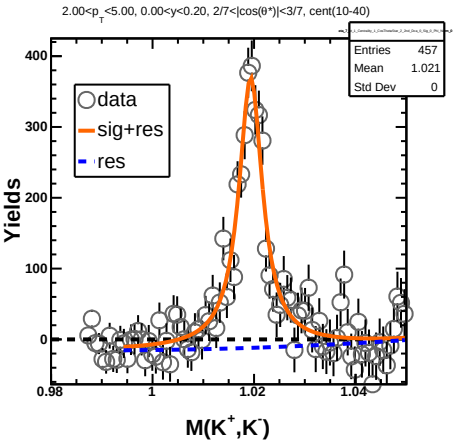
2.00<p_T<5.00, 0.00<y<0.20, 2/7<|cos(θ*)|<3/7, cent(10-40)
Entries 457
Mean 1.021
Std Dev 0
data
sig+res
res
Yields
M(K+,K-)

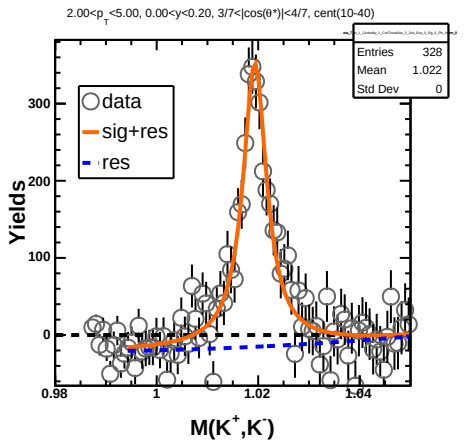
2.00<p_T<5.00, 0.00<y<0.20, 3/7<|cos(θ*)|<4/7, cent(10-40)
Entries 328
Mean 1.022
Std Dev 0
data
sig+res
res
Yields
M(K+,K-)

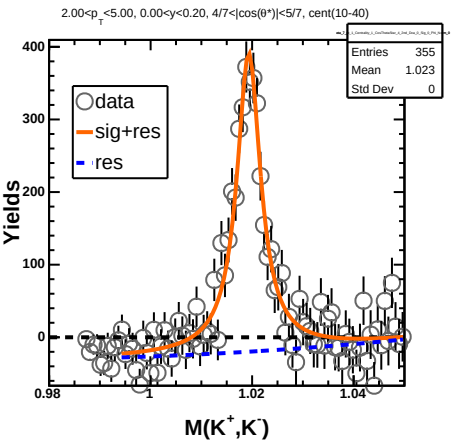
2.00<p_T<5.00, 0.00<y<0.20, 4/7<|cos(θ*)|<5/7, cent(10-40)
Entries 355
Mean 1.023
Std Dev 0
data
sig+res
res
Yields
M(K+,K-)

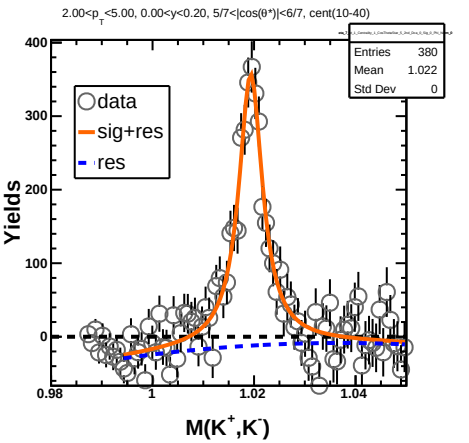
2.00<p_T<5.00, 0.00<y<0.20, 5/7<|cos(θ*)|<6/7, cent(10-40)
Entries 380
Mean 1.022
Std Dev 0
data
sig+res
res
Yields
M(K+,K-)

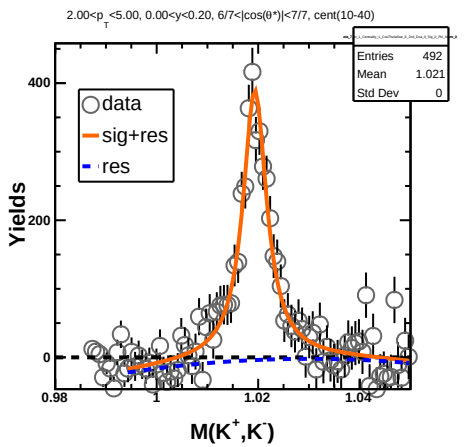
2.00<p_T<5.00, 0.00<y<0.20, 6/7<|cos(θ*)|<7/7, cent(10-40)
Entries 492
Mean 1.021
Std Dev 0
data
sig+res
res
Yields
M(K+,K-)

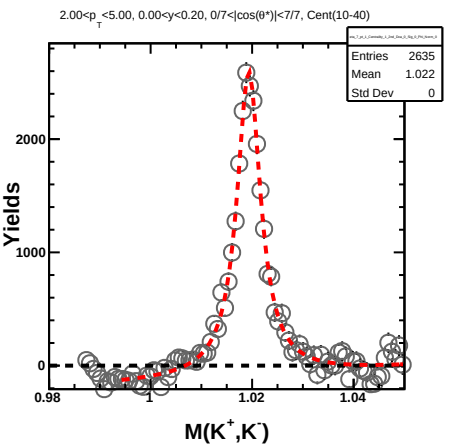
2.00<p_T<5.00, 0.00<y<0.20, 0/7<|cos(θ*)|<7/7, Cent(10-40)
Entries 2635
Mean 1.022
Std Dev 0
Yields
M(K+,K-)

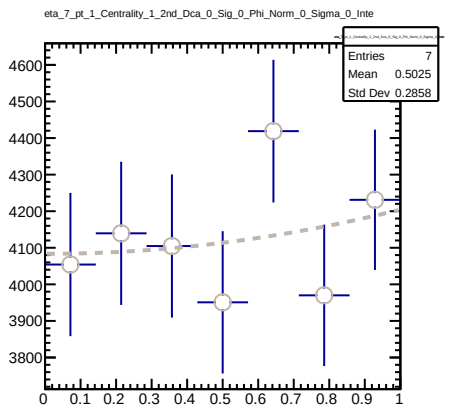
eta_7_pt_1_Centrality_1_2nd_Dca_0_Sig_0_Phi_Norm_0_Sigma_0_Inte
Entries 7
Mean 0.5025
Std Dev 0.2858

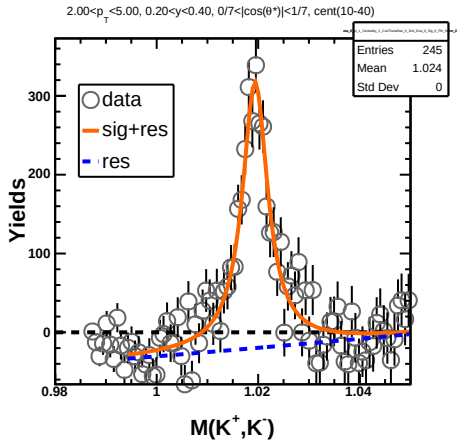
2.00<p_T<5.00, 0.20<y<0.40, 0/7<|cos(θ*)|<1/7, cent(10-40)
Entries 245
Mean 1.024
Std Dev 0
data
sig+res
res
Yields
M(K+,K-)

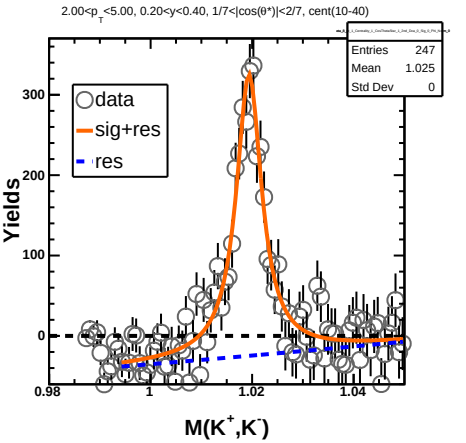
2.00<p_T<5.00, 0.20<y<0.40, 1/7<|cos(θ*)|<2/7, cent(10-40)
Entries 247
Mean 1.025
Std Dev 0
data
sig+res
res
Yields
M(K+,K-)

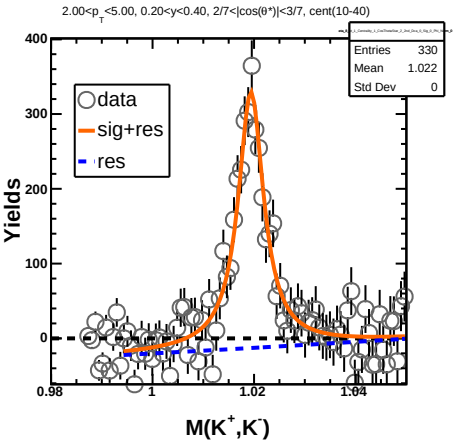
2.00<p_T<5.00, 0.20<y<0.40, 2/7<|cos(θ*)|<3/7, cent(10-40)
Entries 330
Mean 1.022
Std Dev 0
data
sig+res
res
Yields
M(K+,K-)

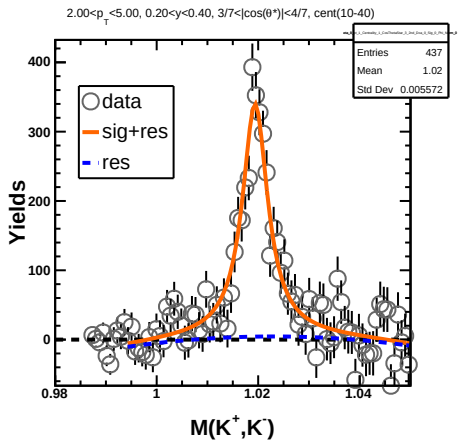
2.00<p_T<5.00, 0.20<y<0.40, 3/7<|cos(θ*)|<4/7, cent(10-40)
Entries 437
Mean 1.02
Std Dev 0.005572
data
sig+res
res
Yields
M(K+,K-)

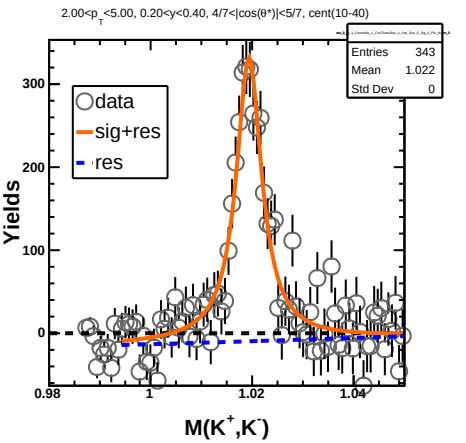
2.00<p_T<5.00, 0.20<y<0.40, 4/7<|cos(θ*)|<5/7, cent(10-40)
Entries 343
Mean 1.022
Std Dev 0
data
sig+res
res
Yields
M(K+,K-)

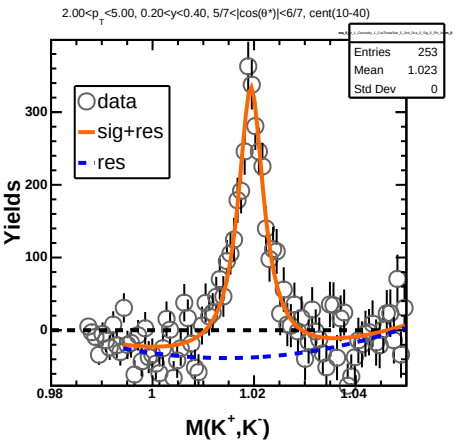
2.00<p_T<5.00, 0.20<y<0.40, 5/7<|cos(θ*)|<6/7, cent(10-40)
Entries 253
Mean 1.023
Std Dev 0
data
sig+res
res
Yields
M(K+,K-)

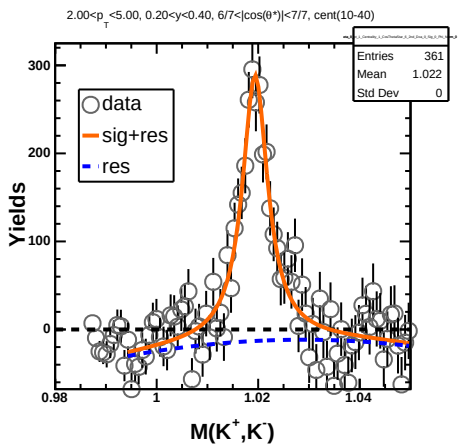
2.00<p_T<5.00, 0.20<y<0.40, 6/7<|cos(θ*)|<7/7, cent(10-40)
Entries 361
Mean 1.022
Std Dev 0
data
sig+res
res
Yields
M(K+,K-)

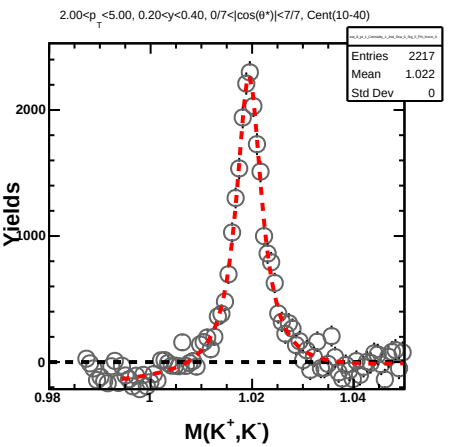
2.00<p_T<5.00, 0.20<y<0.40, 0/7<|cos(θ*)|<7/7, Cent(10-40)
Entries 2217
Mean 1.022
Std Dev 0
Yields
M(K+,K-)

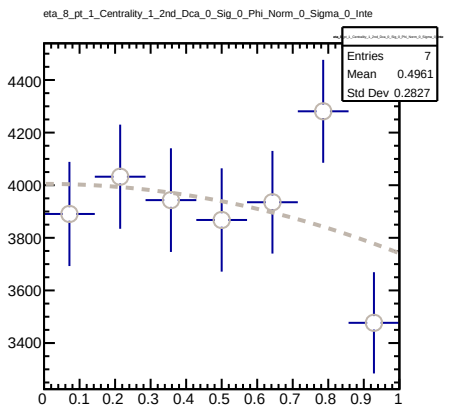
eta_8_pt_1_Centrality_1_2nd_Dca_0_Sig_0_Phi_Norm_0_Sigma_0_Inte
Entries 7
Mean 0.4961
Std Dev 0.2827

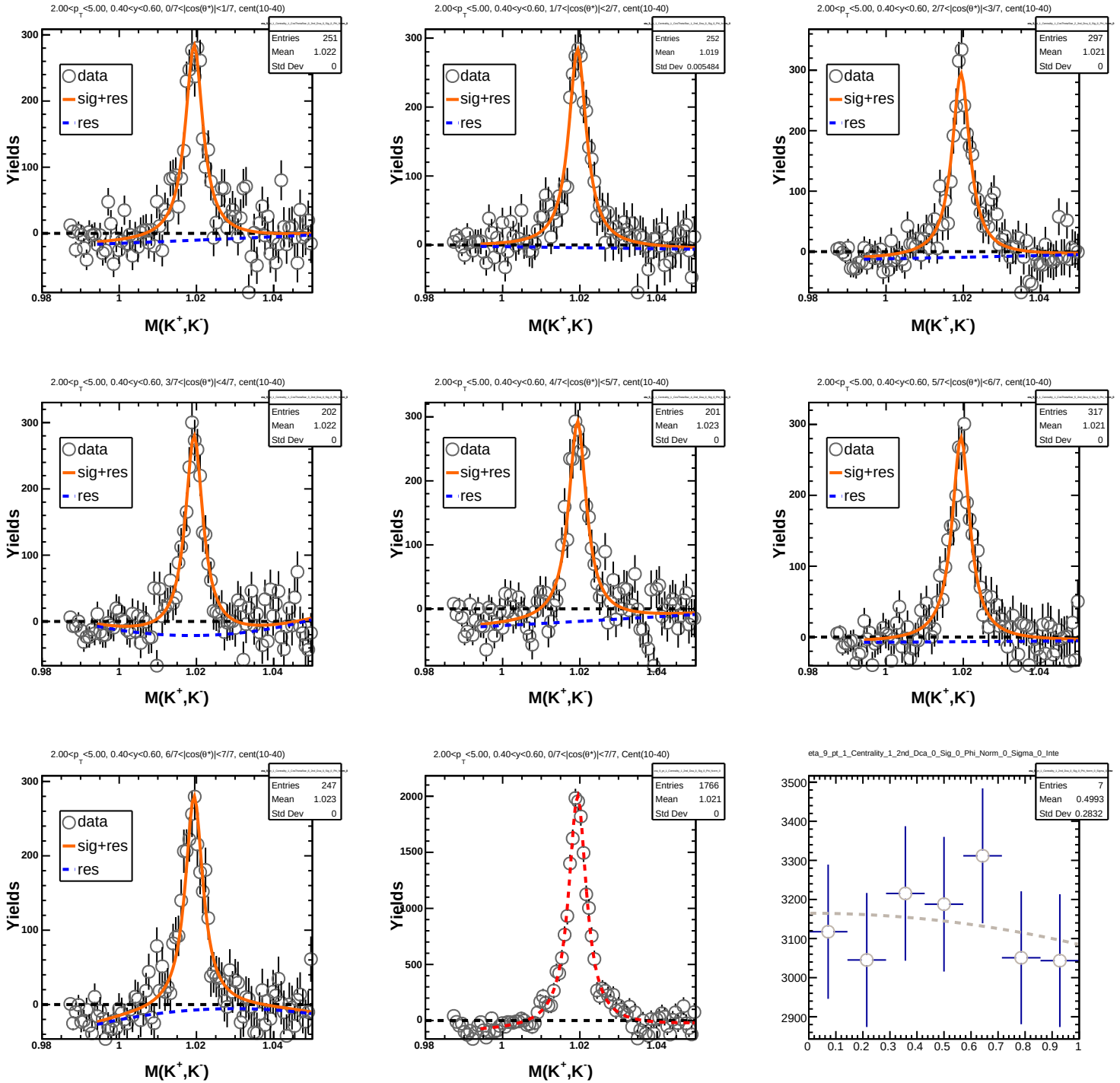
2.00<p_T<5.00, 0.40<y<0.60, 0/7<|cos(θ*)|<1/7, cent(10-40)
Entries 251
Mean 1.022
Std Dev 0
2.00<p_T<5.00, 0.40<y<0.60, 1/7<|cos(θ*)|<2/7, cent(10-40)
Entries 252
Mean 1.019
Std Dev 0.005484
2.00<p_T<5.00, 0.40<y<0.60, 2/7<|cos(θ*)|<3/7, cent(10-40)
Entries 297
Mean 1.021
Std Dev 0
2.00<p_T<5.00, 0.40<y<0.60, 3/7<|cos(θ*)|<4/7, cent(10-40)
Entries 202
Mean 1.022
Std Dev 0
2.00<p_T<5.00, 0.40<y<0.60, 4/7<|cos(θ*)|<5/7, cent(10-40)
Entries 201
Mean 1.023
Std Dev 0
2.00<p_T<5.00, 0.40<y<0.60, 5/7<|cos(θ*)|<6/7, cent(10-40)
Entries 317
Mean 1.021
Std Dev 0
2.00<p_T<5.00, 0.40<y<0.60, 6/7<|cos(θ*)|<7/7, cent(10-40)
Entries 247
Mean 1.023
Std Dev 0
2.00<p_T<5.00, 0.40<y<0.60, 0/7<|cos(θ*)|<7/7, Cent(10-40)
Entries 1766
Mean 1.021
Std Dev 0
eta_9_pt_1_Centrality_1_2nd_Dca_0_Sig_0_Phi_Norm_0_Sigma_0_Inte
Entries 7
Mean 0.4993
Std Dev 0.2832
data
sig+res
res
Yields
M(K+,K-)

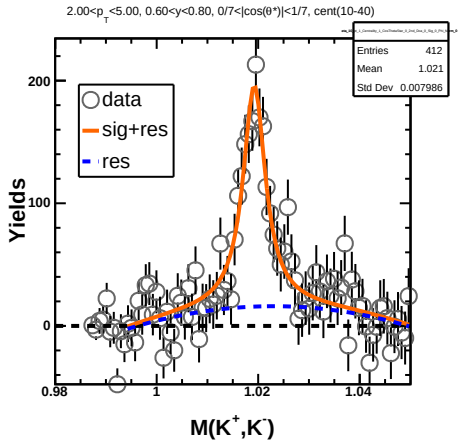
2.00<p_T<5.00, 0.60<y<0.80, 0/7<|cos(θ*)|<1/7, cent(10-40)
Entries 412
Mean 1.021
Std Dev 0.007986
data
sig+res
res
Yields
M(K+,K-)

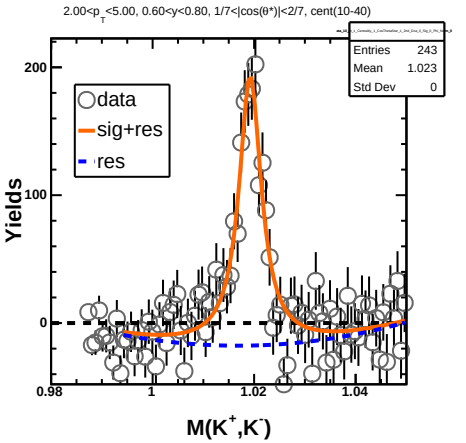
2.00<p_T<5.00, 0.60<y<0.80, 1/7<|cos(θ*)|<2/7, cent(10-40)
Entries 243
Mean 1.023
Std Dev 0
data
sig+res
res
Yields
M(K+,K-)

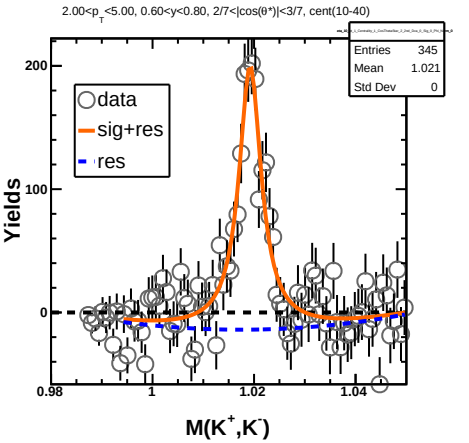
2.00<p_T<5.00, 0.60<y<0.80, 2/7<|cos(θ*)|<3/7, cent(10-40)
Entries 345
Mean 1.021
Std Dev 0
data
sig+res
res
Yields
M(K+,K-)

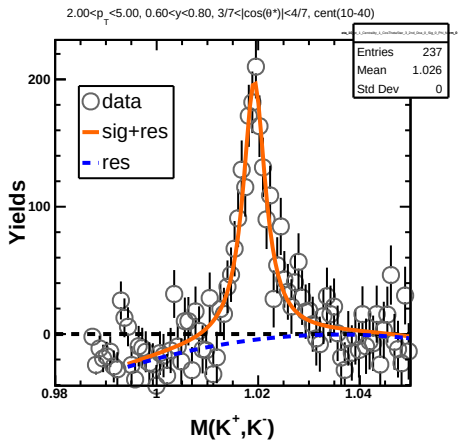
2.00<p_T<5.00, 0.60<y<0.80, 3/7<|cos(θ*)|<4/7, cent(10-40)
Entries 237
Mean 1.026
Std Dev 0
data
sig+res
res
Yields
M(K+,K-)

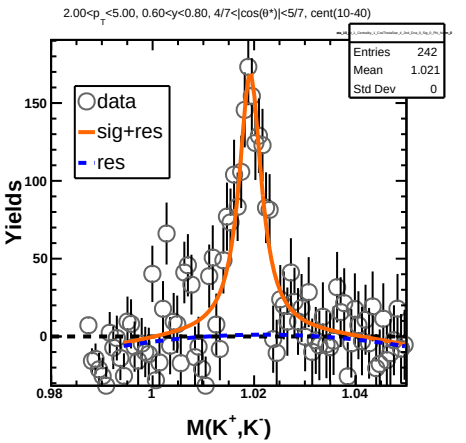
2.00<p_T<5.00, 0.60<y<0.80, 4/7<|cos(θ*)|<5/7, cent(10-40)
Entries 242
Mean 1.021
Std Dev 0
data
sig+res
res
Yields
M(K+,K-)

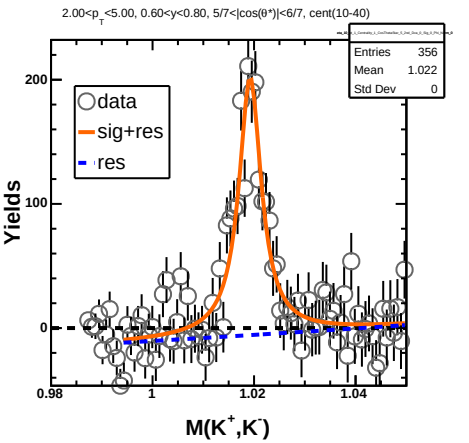
2.00<p_T<5.00, 0.60<y<0.80, 5/7<|cos(θ*)|<6/7, cent(10-40)
Entries 356
Mean 1.022
Std Dev 0
data
sig+res
res
Yields
M(K+,K-)

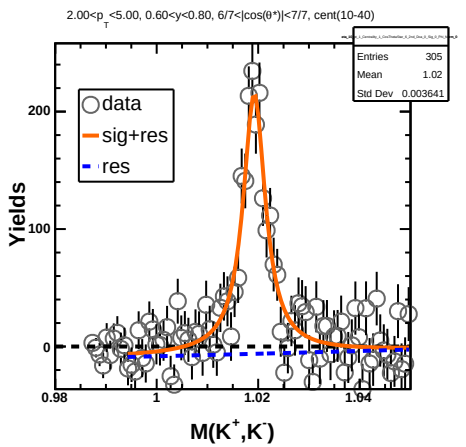
2.00<p_T<5.00, 0.60<y<0.80, 6/7<|cos(θ*)|<7/7, cent(10-40)
Entries 305
Mean 1.02
Std Dev 0.003641
data
sig+res
res
Yields
M(K+,K-)

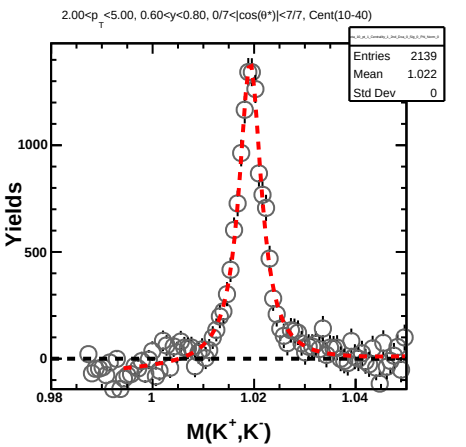
2.00<p_T<5.00, 0.60<y<0.80, 0/7<|cos(θ*)|<7/7, Cent(10-40)
Entries 2139
Mean 1.022
Std Dev 0
Yields
M(K+,K-)

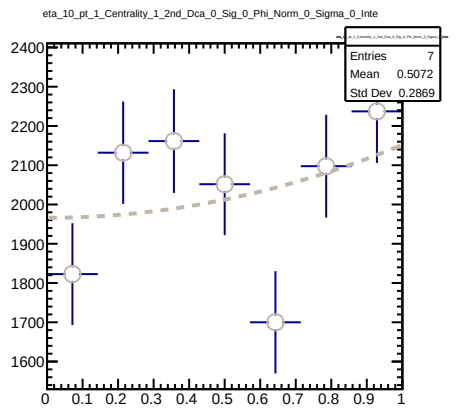
eta_10_pt_1_Centrality_1_2nd_Dca_0_Sig_0_Phi_Norm_0_Sigma_0_Inte
Entries 7
Mean 0.5072
Std Dev 0.2869

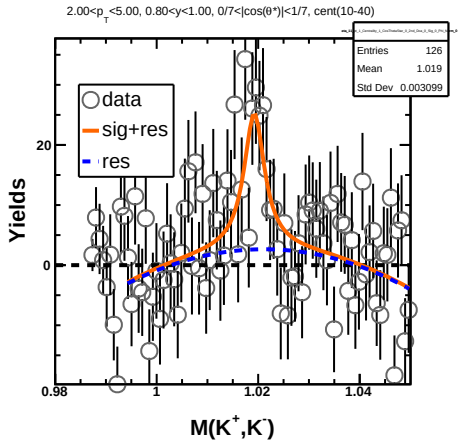
2.00<p_T<5.00, 0.80<y<1.00, 0/7<|cos(θ*)|<1/7, cent(10-40)
Entries 126
Mean 1.019
Std Dev 0.003099
data
sig+res
res
Yields
M(K+,K-)

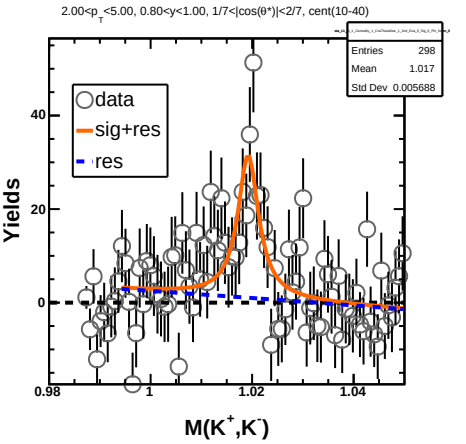
2.00<p_T<5.00, 0.80<y<1.00, 1/7<|cos(θ*)|<2/7, cent(10-40)
Entries 298
Mean 1.017
Std Dev 0.005688
data
sig+res
res
Yields
M(K+,K-)

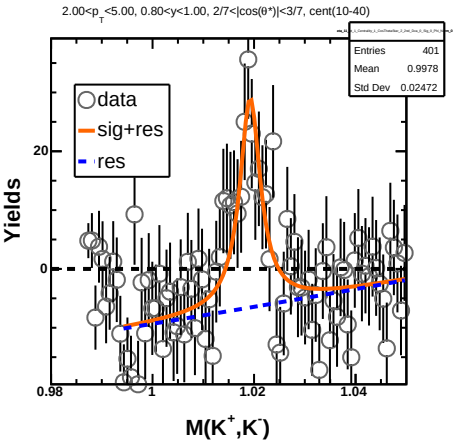
2.00<p_T<5.00, 0.80<y<1.00, 2/7<|cos(θ*)|<3/7, cent(10-40)
Entries 401
Mean 0.9978
Std Dev 0.02472
data
sig+res
res
Yields
M(K+,K-)

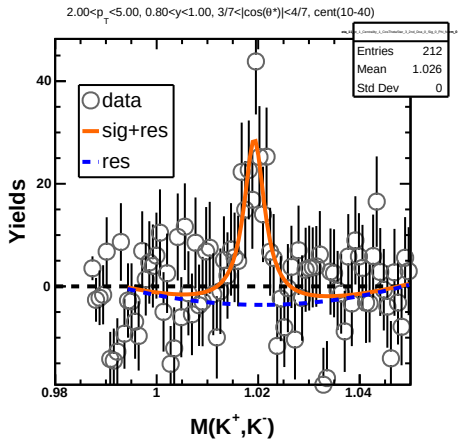
2.00<p_T<5.00, 0.80<y<1.00, 3/7<|cos(θ*)|<4/7, cent(10-40)
Entries 212
Mean 1.026
Std Dev 0
data
sig+res
res
Yields
M(K+,K-)

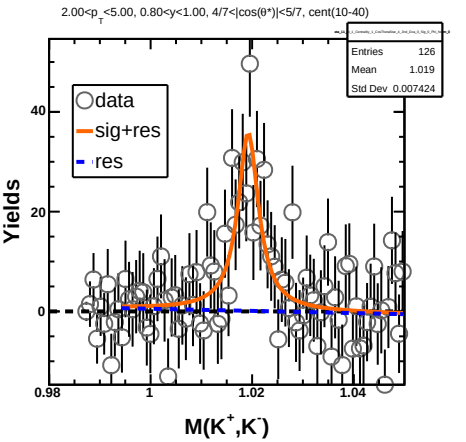
2.00<p_T<5.00, 0.80<y<1.00, 4/7<|cos(θ*)|<5/7, cent(10-40)
Entries 126
Mean 1.019
Std Dev 0.007424
data
sig+res
res
Yields
M(K+,K-)

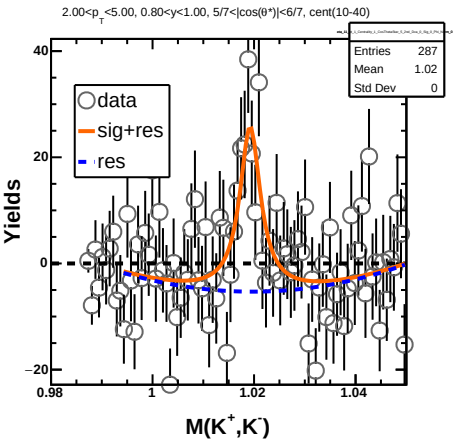
2.00<p_T<5.00, 0.80<y<1.00, 5/7<|cos(θ*)|<6/7, cent(10-40)
Entries 287
Mean 1.02
Std Dev 0
data
sig+res
res
Yields
M(K+,K-)

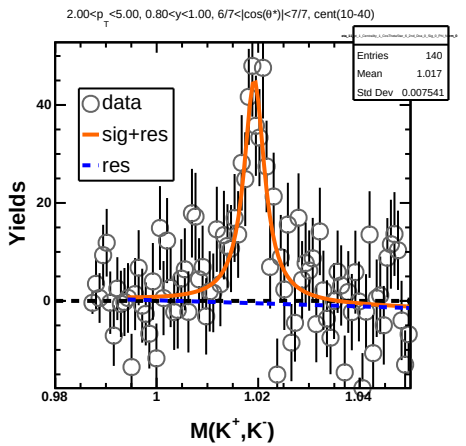
2.00<p_T<5.00, 0.80<y<1.00, 6/7<|cos(θ*)|<7/7, cent(10-40)
Entries 140
Mean 1.017
Std Dev 0.007541
data
sig+res
res
Yields
M(K+,K-)

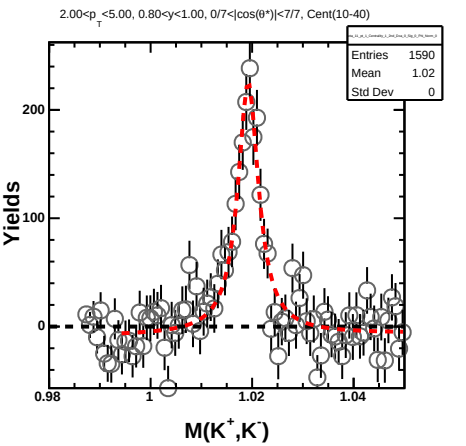
2.00<p_T<5.00, 0.80<y<1.00, 0/7<|cos(θ*)|<7/7, Cent(10-40)
Entries 1590
Mean 1.02
Std Dev 0
Yields
M(K+,K-)

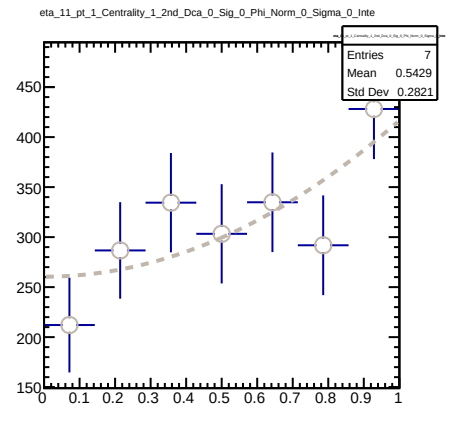
eta_11_pt_1_Centrality_1_2nd_Dca_0_Sig_0_Phi_Norm_0_Sigma_0_Inte
Entries 7
Mean 0.5429
Std Dev 0.2821

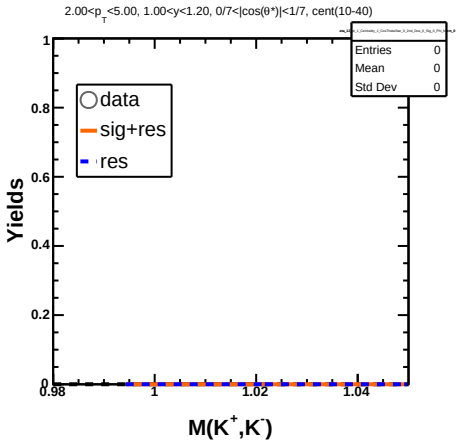
2.00<p_T<5.00, 1.00<y<1.20, 0/7<|cos(θ*)|<1/7, cent(10-40)
Entries 0
Mean 0
Std Dev 0
data
sig+res
res
Yields
M(K+,K-)

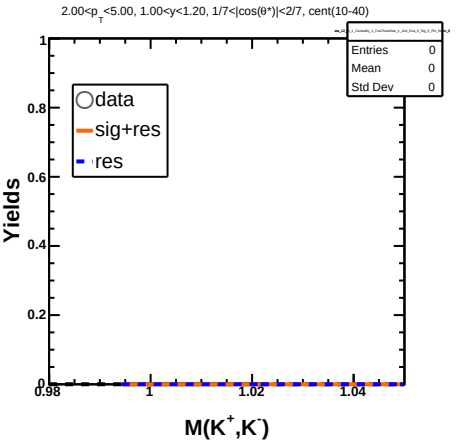
2.00<p_T<5.00, 1.00<y<1.20, 1/7<|cos(θ*)|<2/7, cent(10-40)
Entries 0
Mean 0
Std Dev 0
data
sig+res
res
Yields
M(K+,K-)

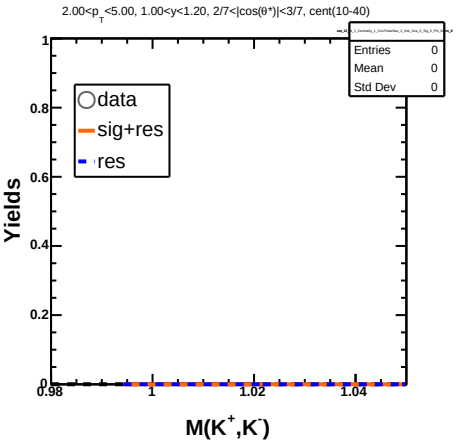
2.00<p_T<5.00, 1.00<y<1.20, 2/7<|cos(θ*)|<3/7, cent(10-40)
Entries 0
Mean 0
Std Dev 0
data
sig+res
res
Yields
M(K+,K-)

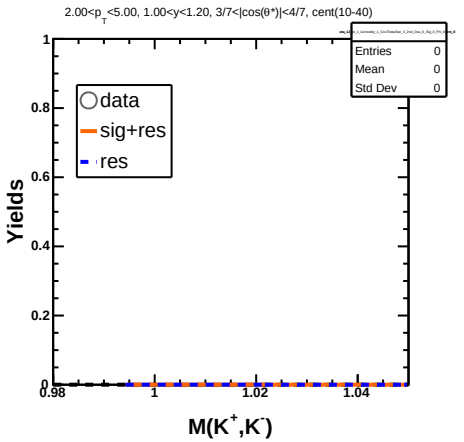
2.00<p_T<5.00, 1.00<y<1.20, 3/7<|cos(θ*)|<4/7, cent(10-40)
Entries 0
Mean 0
Std Dev 0
data
sig+res
res
Yields
M(K+,K-)

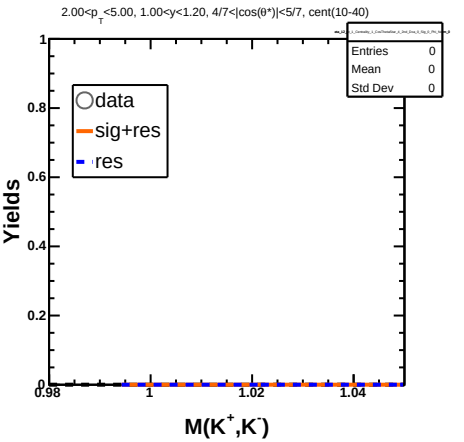
2.00<p_T<5.00, 1.00<y<1.20, 4/7<|cos(θ*)|<5/7, cent(10-40)
Entries 0
Mean 0
Std Dev 0
data
sig+res
res
Yields
M(K+,K-)

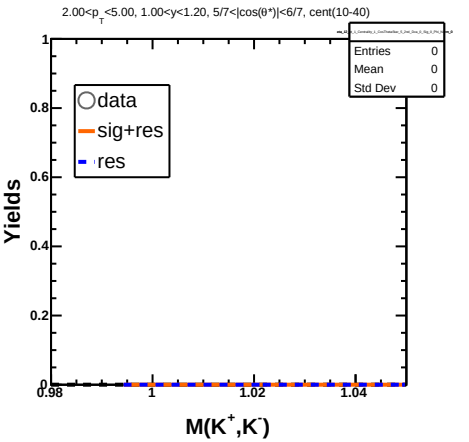
2.00<p_T<5.00, 1.00<y<1.20, 5/7<|cos(θ*)|<6/7, cent(10-40)
Entries 0
Mean 0
Std Dev 0
data
sig+res
res
Yields
M(K+,K-)

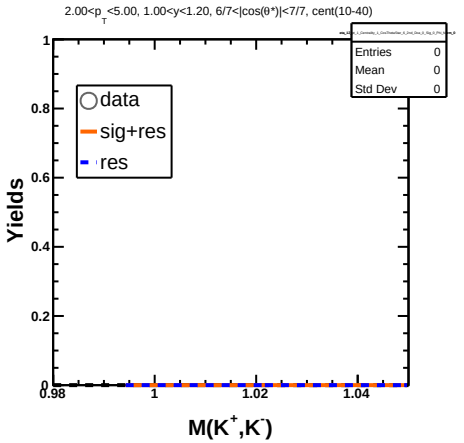
2.00<p_T<5.00, 1.00<y<1.20, 6/7<|cos(θ*)|<7/7, cent(10-40)
Entries 0
Mean 0
Std Dev 0
data
sig+res
res
Yields
M(K+,K-)

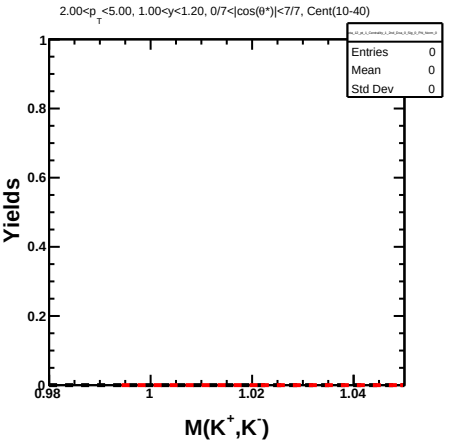
2.00<p_T<5.00, 1.00<y<1.20, 0/7<|cos(θ*)|<7/7, Cent(10-40)
Entries 0
Mean 0
Std Dev 0
Yields
M(K+,K-)

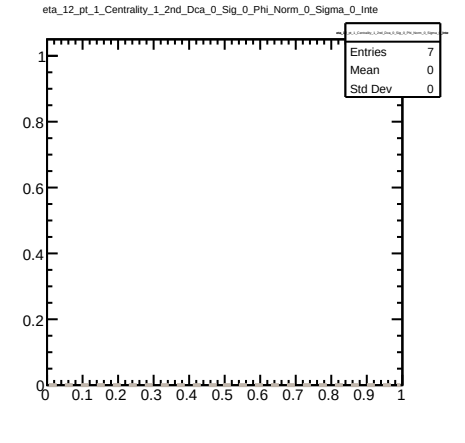
eta_12_pt_1_Centrality_1_2nd_Dca_0_Sig_0_Phi_Norm_0_Sigma_0_Inte
Entries 7
Mean 0
Std Dev 0


2.00<p_T<5.00, 1.20<y<1.50, 0/7<|cos(θ*)|<1/7, cent(10-40)
2.00<p_T<5.00, 1.20<y<1.50, 1/7<|cos(θ*)|<2/7, cent(10-40)
2.00<p_T<5.00, 1.20<y<1.50, 2/7<|cos(θ*)|<3/7, cent(10-40)
2.00<p_T<5.00, 1.20<y<1.50, 3/7<|cos(θ*)|<4/7, cent(10-40)
2.00<p_T<5.00, 1.20<y<1.50, 4/7<|cos(θ*)|<5/7, cent(10-40)
2.00<p_T<5.00, 1.20<y<1.50, 5/7<|cos(θ*)|<6/7, cent(10-40)
2.00<p_T<5.00, 1.20<y<1.50, 6/7<|cos(θ*)|<7/7, cent(10-40)
2.00<p_T<5.00, 1.20<y<1.50, 0/7<|cos(θ*)|<7/7, Cent(10-40)
eta_13_pt_1_Centrality_1_2nd_Dca_0_Sig_0_Phi_Norm_0_Sigma_0_Inte
Entries 0
Mean 0
Std Dev 0
Entries 7
data
sig+res
res
Yields
M(K+,K-)

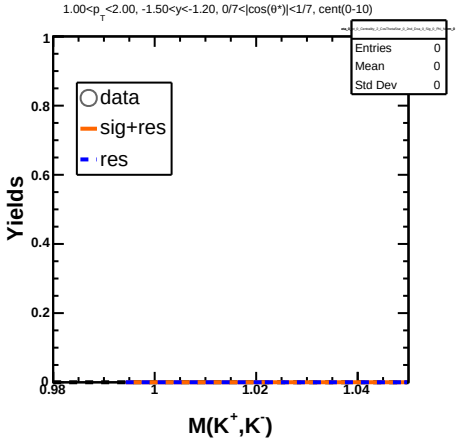
1.00<p_T<2.00, -1.50<y<-1.20, 0/7<|cos(θ*)|<1/7, cent(0-10)
Entries 0
Mean 0
Std Dev 0
data
sig+res
res
Yields
M(K+,K-)

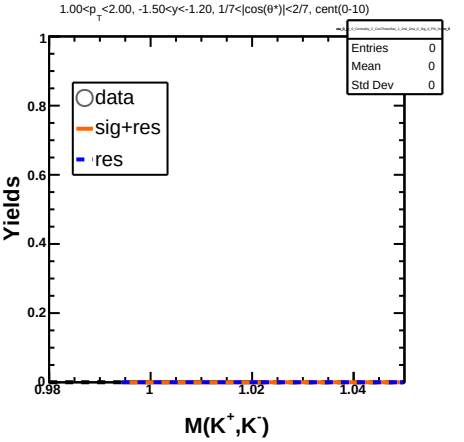
1.00<p_T<2.00, -1.50<y<-1.20, 1/7<|cos(θ*)|<2/7, cent(0-10)
Entries 0
Mean 0
Std Dev 0
data
sig+res
res
Yields
M(K+,K-)

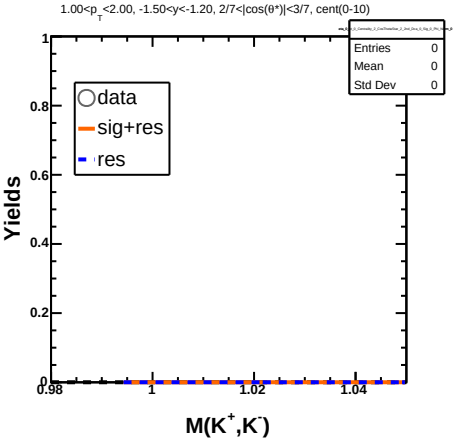
1.00<p_T<2.00, -1.50<y<-1.20, 2/7<|cos(θ*)|<3/7, cent(0-10)
Entries 0
Mean 0
Std Dev 0
data
sig+res
res
Yields
M(K+,K-)

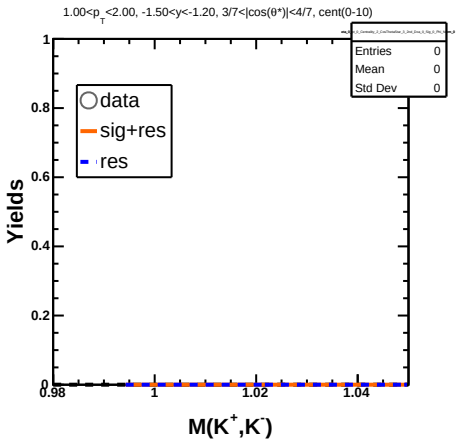
1.00<p_T<2.00, -1.50<y<-1.20, 3/7<|cos(θ*)|<4/7, cent(0-10)
Entries 0
Mean 0
Std Dev 0
data
sig+res
res
Yields
M(K+,K-)

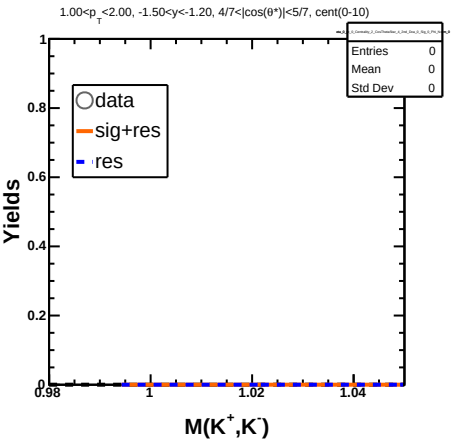
1.00<p_T<2.00, -1.50<y<-1.20, 4/7<|cos(θ*)|<5/7, cent(0-10)
Entries 0
Mean 0
Std Dev 0
data
sig+res
res
Yields
M(K+,K-)

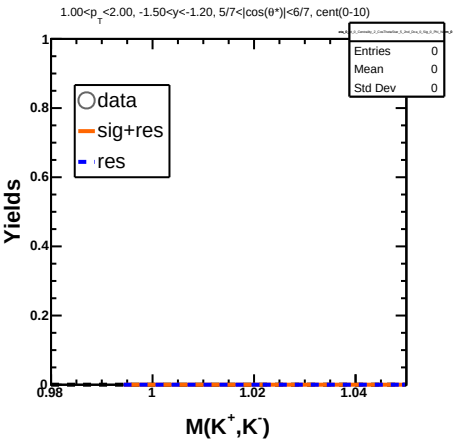
1.00<p_T<2.00, -1.50<y<-1.20, 5/7<|cos(θ*)|<6/7, cent(0-10)
Entries 0
Mean 0
Std Dev 0
data
sig+res
res
Yields
M(K+,K-)

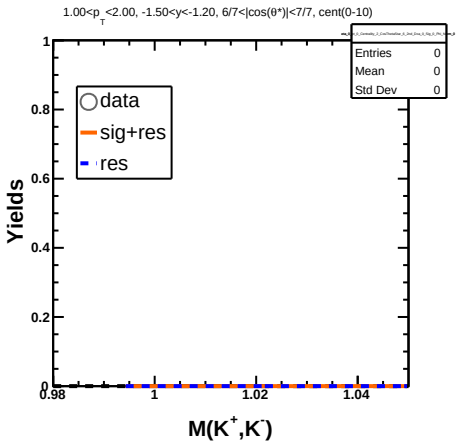
1.00<p_T<2.00, -1.50<y<-1.20, 6/7<|cos(θ*)|<7/7, cent(0-10)
Entries 0
Mean 0
Std Dev 0
data
sig+res
res
Yields
M(K+,K-)

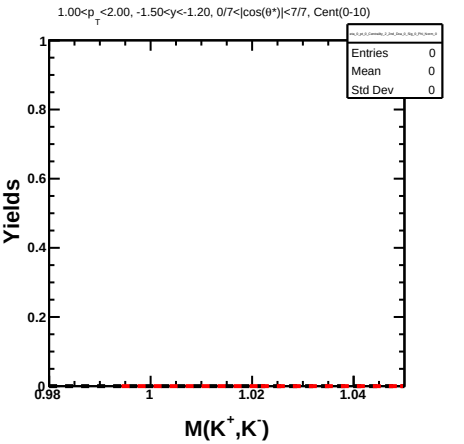
1.00<p_T<2.00, -1.50<y<-1.20, 0/7<|cos(θ*)|<7/7, Cent(0-10)
Entries 0
Mean 0
Std Dev 0
Yields
M(K+,K-)

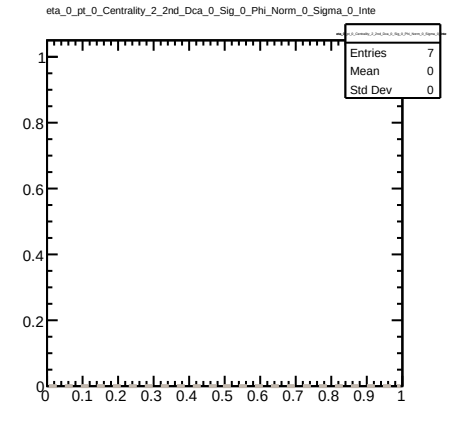
eta_0_pt_0_Centrality_2_2nd_Dca_0_Sig_0_Phi_Norm_0_Sigma_0_Inte
Entries 7
Mean 0
Std Dev 0

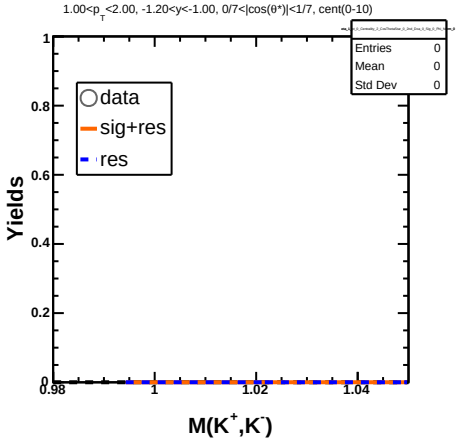
1.00<p_T<2.00, -1.20<y<-1.00, 0/7<|cos(θ*)|<1/7, cent(0-10)
Entries 0
Mean 0
Std Dev 0
data
sig+res
res
Yields
M(K+,K-)

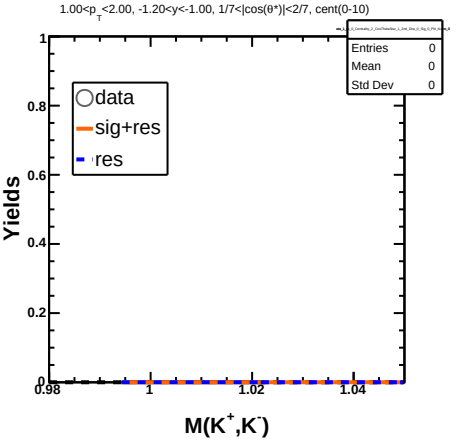
1.00<p_T<2.00, -1.20<y<-1.00, 1/7<|cos(θ*)|<2/7, cent(0-10)
Entries 0
Mean 0
Std Dev 0
data
sig+res
res
Yields
M(K+,K-)

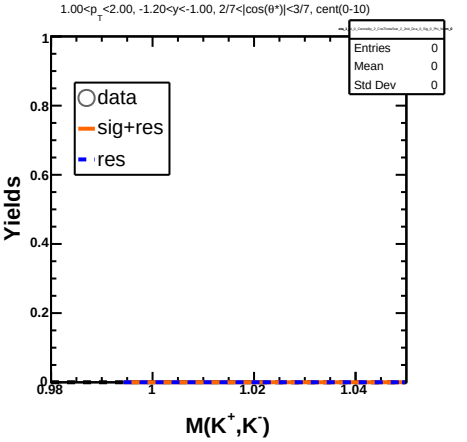
1.00<p_T<2.00, -1.20<y<-1.00, 2/7<|cos(θ*)|<3/7, cent(0-10)
Entries 0
Mean 0
Std Dev 0
data
sig+res
res
Yields
M(K+,K-)

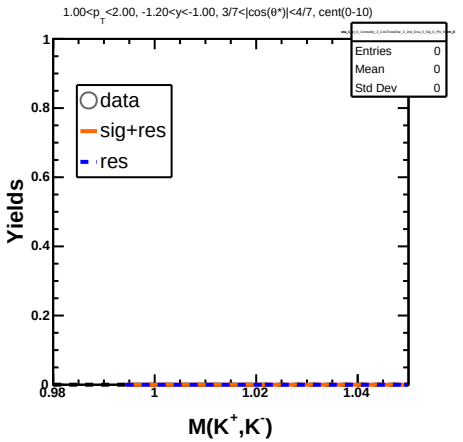
1.00<p_T<2.00, -1.20<y<-1.00, 3/7<|cos(θ*)|<4/7, cent(0-10)
Entries 0
Mean 0
Std Dev 0
data
sig+res
res
Yields
M(K+,K-)

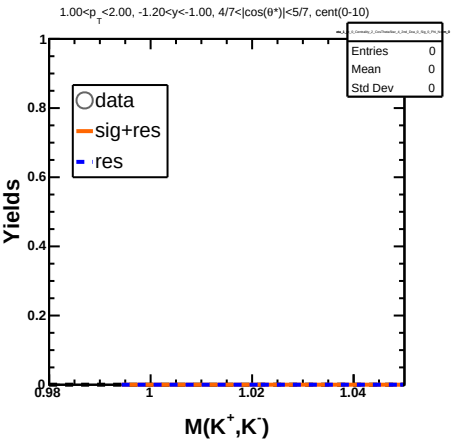
1.00<p_T<2.00, -1.20<y<-1.00, 4/7<|cos(θ*)|<5/7, cent(0-10)
Entries 0
Mean 0
Std Dev 0
data
sig+res
res
Yields
M(K+,K-)

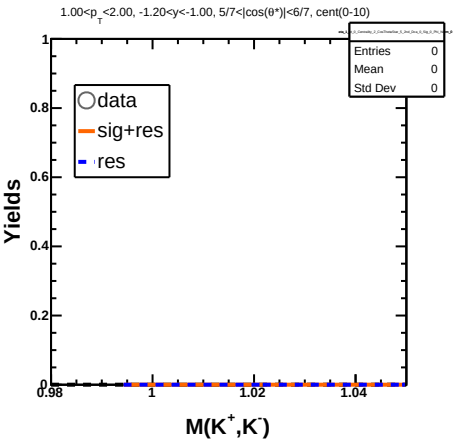
1.00<p_T<2.00, -1.20<y<-1.00, 5/7<|cos(θ*)|<6/7, cent(0-10)
Entries 0
Mean 0
Std Dev 0
data
sig+res
res
Yields
M(K+,K-)

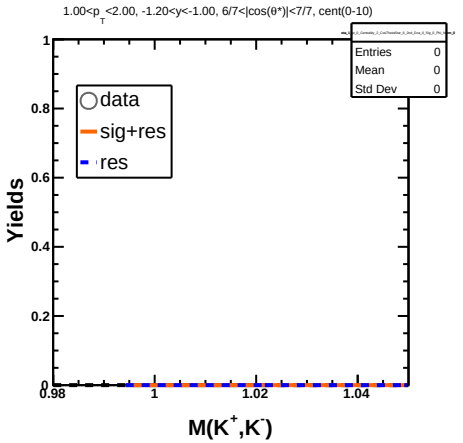
1.00<p_T<2.00, -1.20<y<-1.00, 6/7<|cos(θ*)|<7/7, cent(0-10)
Entries 0
Mean 0
Std Dev 0
data
sig+res
res
Yields
M(K+,K-)

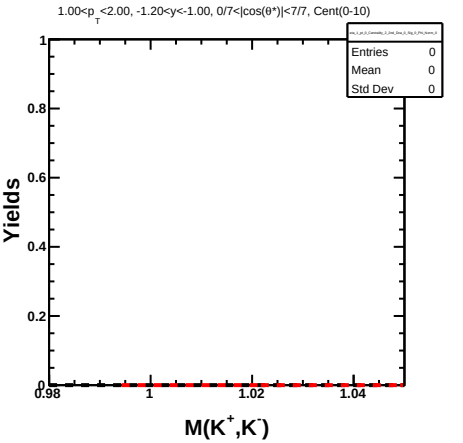
1.00<p_T<2.00, -1.20<y<-1.00, 0/7<|cos(θ*)|<7/7, Cent(0-10)
Entries 0
Mean 0
Std Dev 0
Yields
M(K+,K-)

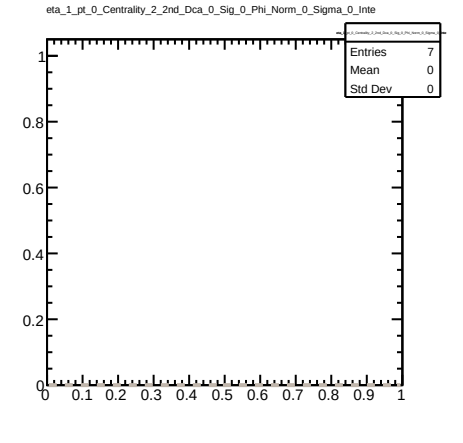
eta_1_pt_0_Centrality_2_2nd_Dca_0_Sig_0_Phi_Norm_0_Sigma_0_Inte
Entries 7
Mean 0
Std Dev 0

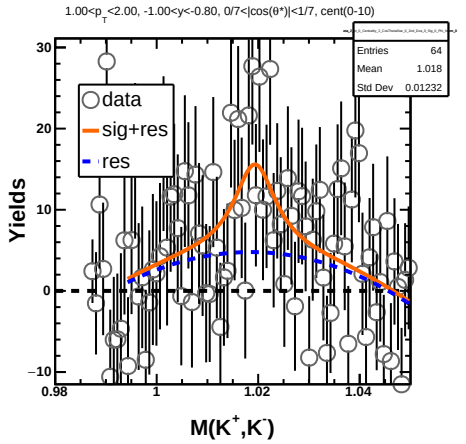
1.00<p_T<2.00, -1.00<y<-0.80, 0/7<|cos(θ*)|<1/7, cent(0-10)
Entries 64
Mean 1.018
Std Dev 0.01232
data
sig+res
res
Yields
M(K+,K-)

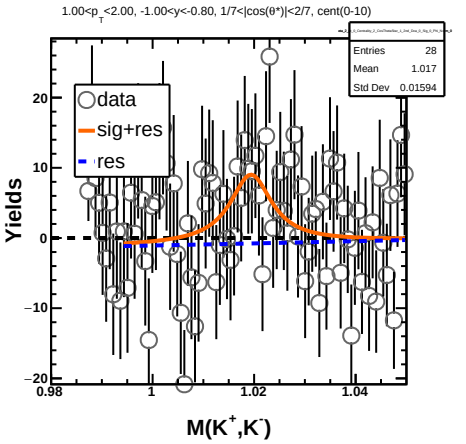
1.00<p_T<2.00, -1.00<y<-0.80, 1/7<|cos(θ*)|<2/7, cent(0-10)
Entries 28
Mean 1.017
Std Dev 0.01594
data
sig+res
res
Yields
M(K+,K-)

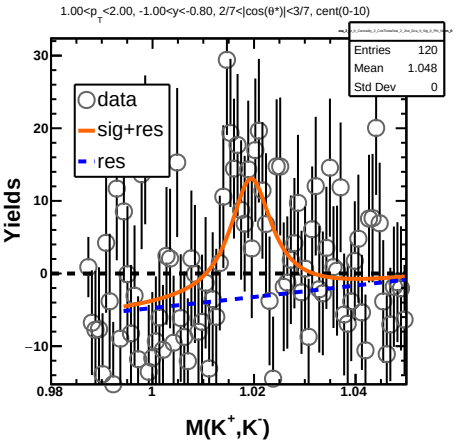
1.00<p_T<2.00, -1.00<y<-0.80, 2/7<|cos(θ*)|<3/7, cent(0-10)
Entries 120
Mean 1.048
Std Dev 0
data
sig+res
res
Yields
M(K+,K-)

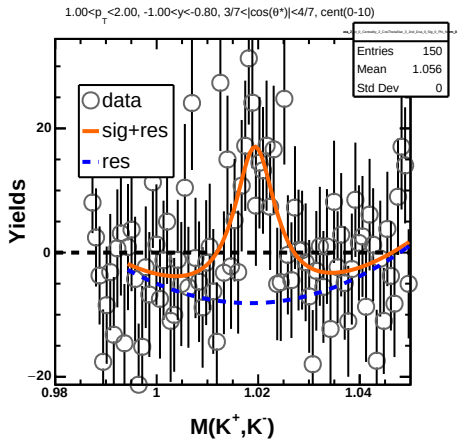
1.00<p_T<2.00, -1.00<y<-0.80, 3/7<|cos(θ*)|<4/7, cent(0-10)
Entries 150
Mean 1.056
Std Dev 0
data
sig+res
res
Yields
M(K+,K-)

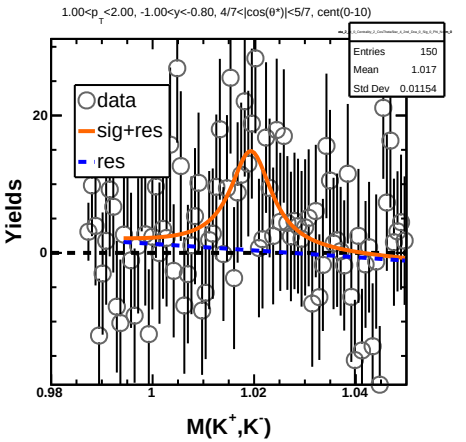
1.00<p_T<2.00, -1.00<y<-0.80, 4/7<|cos(θ*)|<5/7, cent(0-10)
Entries 150
Mean 1.017
Std Dev 0.01154
data
sig+res
res
Yields
M(K+,K-)

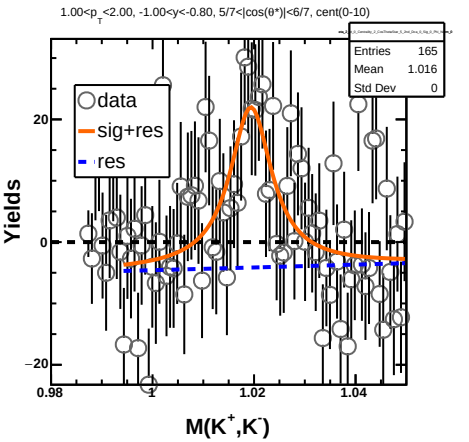
1.00<p_T<2.00, -1.00<y<-0.80, 5/7<|cos(θ*)|<6/7, cent(0-10)
Entries 165
Mean 1.016
Std Dev 0
data
sig+res
res
Yields
M(K+,K-)

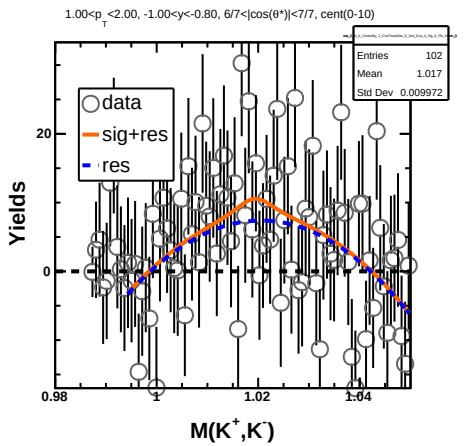
1.00<p_T<2.00, -1.00<y<-0.80, 6/7<|cos(θ*)|<7/7, cent(0-10)
Entries 102
Mean 1.017
Std Dev 0.009972
data
sig+res
res
Yields
M(K+,K-)

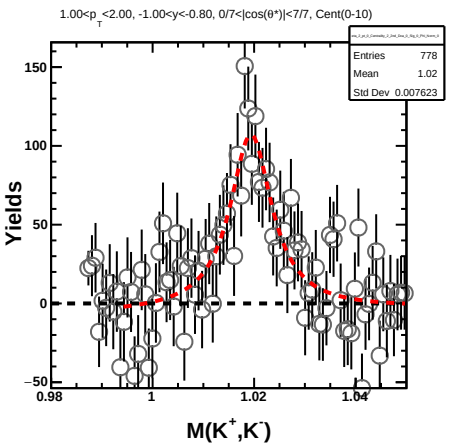
1.00<p_T<2.00, -1.00<y<-0.80, 0/7<|cos(θ*)|<7/7, Cent(0-10)
Entries 778
Mean 1.02
Std Dev 0.007623
Yields
M(K+,K-)

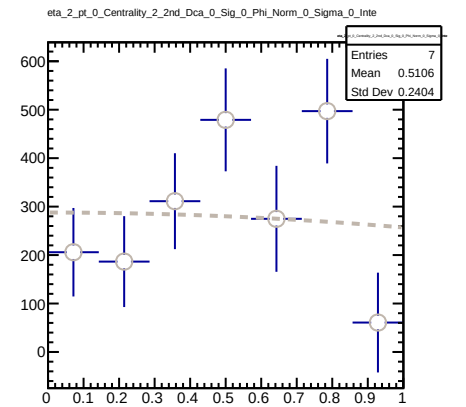
eta_2_pt_0_Centrality_2_2nd_Dca_0_Sig_0_Phi_Norm_0_Sigma_0_Inte
Entries 7
Mean 0.5106
Std Dev 0.2404

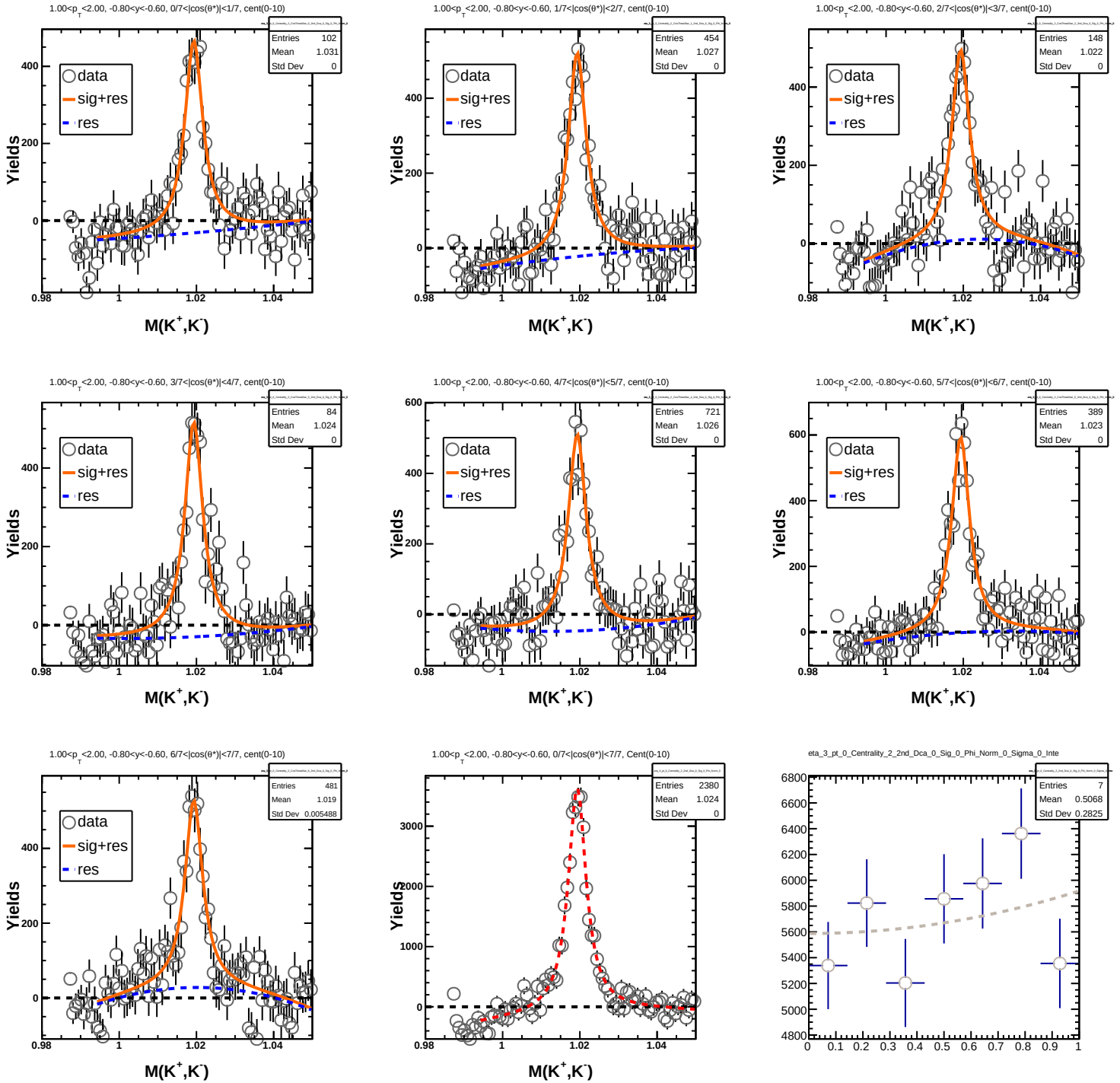
1.00<p_T<2.00, -0.80<y<-0.60, 0/7<|cos(θ*)|<1/7, cent(0-10)
Entries 102
Mean 1.031
Std Dev 0
1.00<p_T<2.00, -0.80<y<-0.60, 1/7<|cos(θ*)|<2/7, cent(0-10)
Entries 454
Mean 1.027
Std Dev 0
1.00<p_T<2.00, -0.80<y<-0.60, 2/7<|cos(θ*)|<3/7, cent(0-10)
Entries 148
Mean 1.022
Std Dev 0
1.00<p_T<2.00, -0.80<y<-0.60, 3/7<|cos(θ*)|<4/7, cent(0-10)
Entries 84
Mean 1.024
Std Dev 0
1.00<p_T<2.00, -0.80<y<-0.60, 4/7<|cos(θ*)|<5/7, cent(0-10)
Entries 721
Mean 1.026
Std Dev 0
1.00<p_T<2.00, -0.80<y<-0.60, 5/7<|cos(θ*)|<6/7, cent(0-10)
Entries 389
Mean 1.023
Std Dev 0
1.00<p_T<2.00, -0.80<y<-0.60, 6/7<|cos(θ*)|<7/7, cent(0-10)
Entries 481
Mean 1.019
Std Dev 0.005488
1.00<p_T<2.00, -0.80<y<-0.60, 0/7<|cos(θ*)|<7/7, Cent(0-10)
Entries 2380
Mean 1.024
Std Dev 0
data
sig+res
res
Yields
M(K+,K-)
eta_3_pt_0_Centrality_2_2nd_Dca_0_Sig_0_Phi_Norm_0_Sigma_0_Inte
Entries 7
Mean 0.5068
Std Dev 0.2825

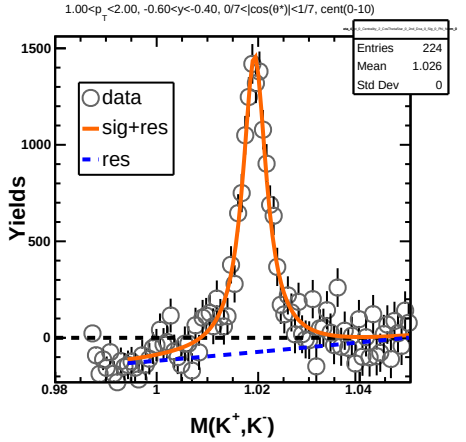
1.00<p_T<2.00, -0.60<y<-0.40, 0/7<|cos(θ*)|<1/7, cent(0-10)
Entries 224
Mean 1.026
Std Dev 0
data
sig+res
res
Yields
M(K+,K-)

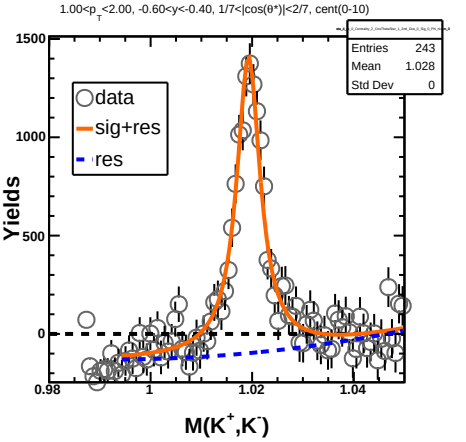
1.00<p_T<2.00, -0.60<y<-0.40, 1/7<|cos(θ*)|<2/7, cent(0-10)
Entries 243
Mean 1.028
Std Dev 0
data
sig+res
res
Yields
M(K+,K-)

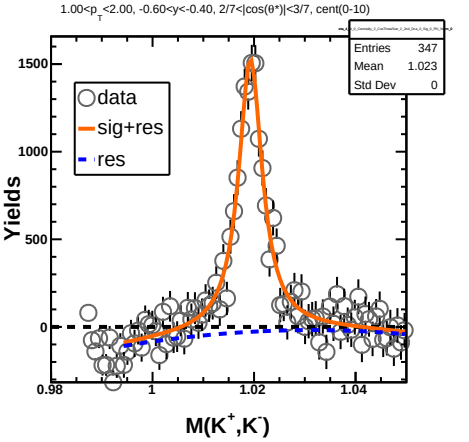
1.00<p_T<2.00, -0.60<y<-0.40, 2/7<|cos(θ*)|<3/7, cent(0-10)
Entries 347
Mean 1.023
Std Dev 0
data
sig+res
res
Yields
M(K+,K-)

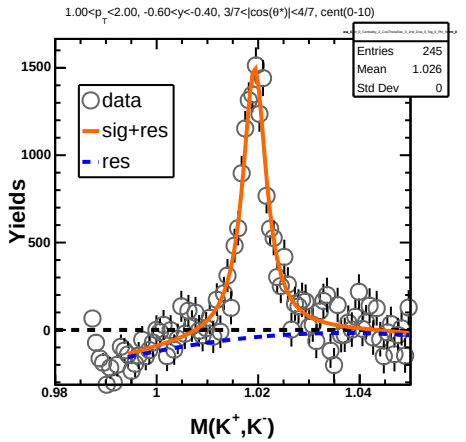
1.00<p_T<2.00, -0.60<y<-0.40, 3/7<|cos(θ*)|<4/7, cent(0-10)
Entries 245
Mean 1.026
Std Dev 0
data
sig+res
res
Yields
M(K+,K-)

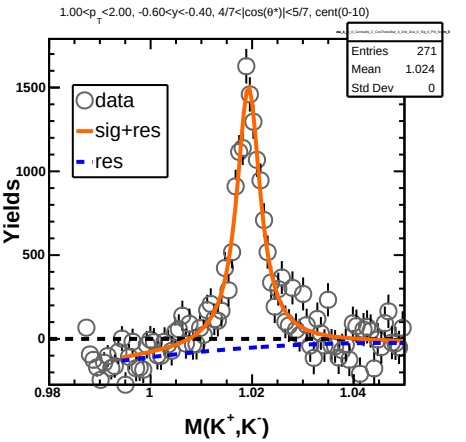
1.00<p_T<2.00, -0.60<y<-0.40, 4/7<|cos(θ*)|<5/7, cent(0-10)
Entries 271
Mean 1.024
Std Dev 0
data
sig+res
res
Yields
M(K+,K-)

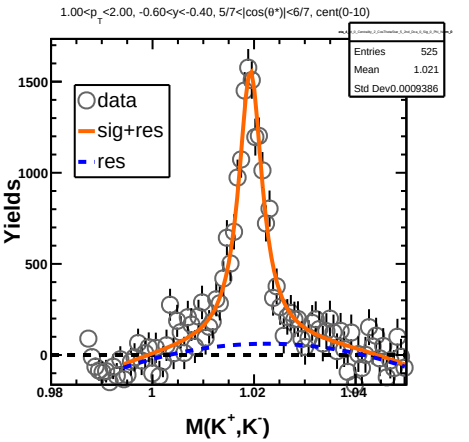
1.00<p_T<2.00, -0.60<y<-0.40, 5/7<|cos(θ*)|<6/7, cent(0-10)
Entries 525
Mean 1.021
Std Dev0.0009386
data
sig+res
res
Yields
M(K+,K-)

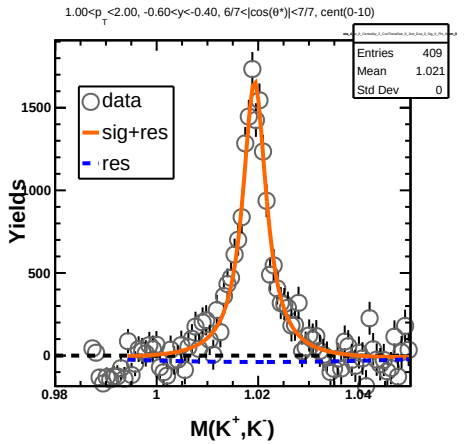
1.00<p_T<2.00, -0.60<y<-0.40, 6/7<|cos(θ*)|<7/7, cent(0-10)
Entries 409
Mean 1.021
Std Dev 0
data
sig+res
res
Yields
M(K+,K-)

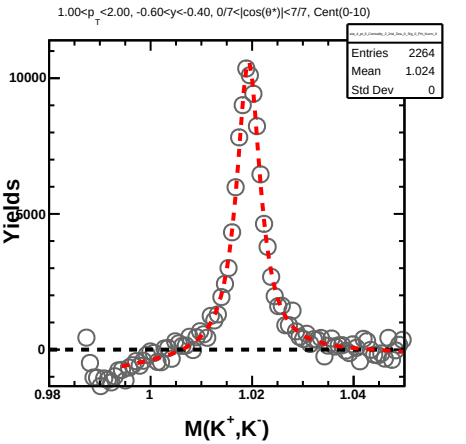
1.00<p_T<2.00, -0.60<y<-0.40, 0/7<|cos(θ*)|<7/7, Cent(0-10)
Entries 2264
Mean 1.024
Std Dev 0
Yields
M(K+,K-)

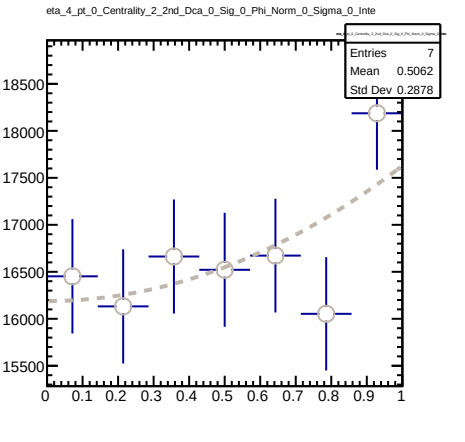
eta_4_pt_0_Centrality_2_2nd_Dca_0_Sig_0_Phi_Norm_0_Sigma_0_Inte
Entries 7
Mean 0.5062
Std Dev 0.2878

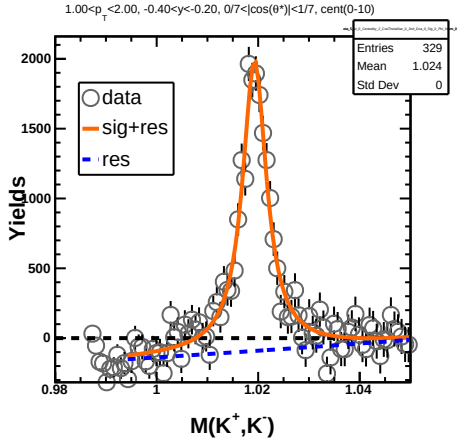
1.00<p_T<2.00, -0.40<y<-0.20, 0/7<|cos(θ*)|<1/7, cent(0-10)
Entries 329
Mean 1.024
Std Dev 0
data
sig+res
res
Yields
M(K+,K-)

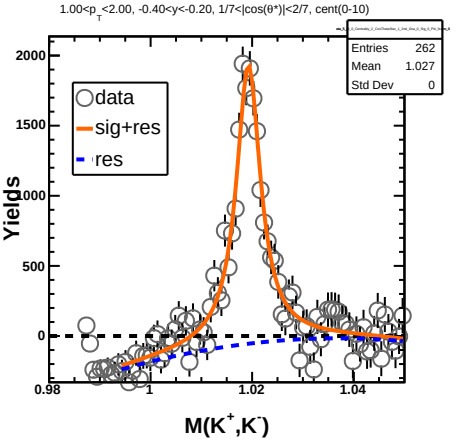
1.00<p_T<2.00, -0.40<y<-0.20, 1/7<|cos(θ*)|<2/7, cent(0-10)
Entries 262
Mean 1.027
Std Dev 0
data
sig+res
res
Yields
M(K+,K-)

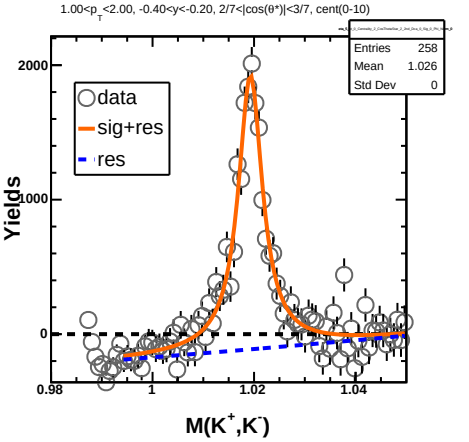
1.00<p_T<2.00, -0.40<y<-0.20, 2/7<|cos(θ*)|<3/7, cent(0-10)
Entries 258
Mean 1.026
Std Dev 0
data
sig+res
res
Yields
M(K+,K-)

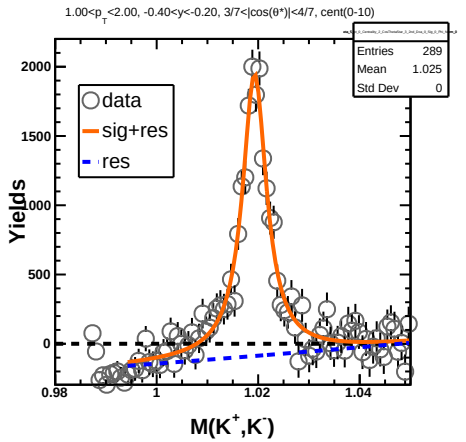
1.00<p_T<2.00, -0.40<y<-0.20, 3/7<|cos(θ*)|<4/7, cent(0-10)
Entries 289
Mean 1.025
Std Dev 0
data
sig+res
res
Yields
M(K+,K-)

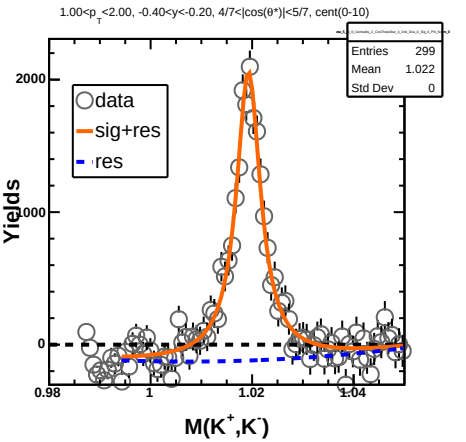
1.00<p_T<2.00, -0.40<y<-0.20, 4/7<|cos(θ*)|<5/7, cent(0-10)
Entries 299
Mean 1.022
Std Dev 0
data
sig+res
res
Yields
M(K+,K-)

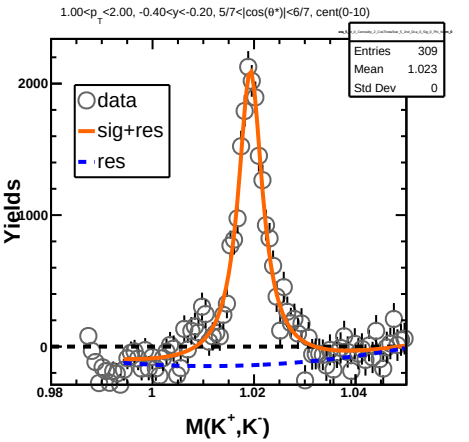
1.00<p_T<2.00, -0.40<y<-0.20, 5/7<|cos(θ*)|<6/7, cent(0-10)
Entries 309
Mean 1.023
Std Dev 0
data
sig+res
res
Yields
M(K+,K-)

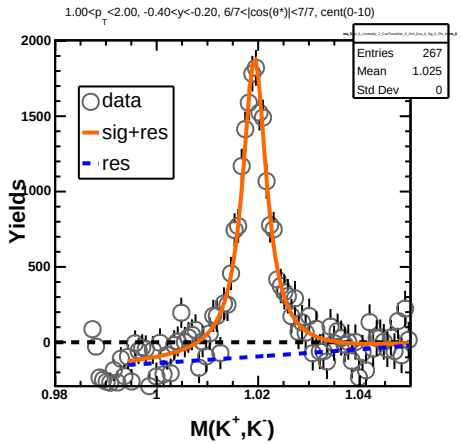
1.00<p_T<2.00, -0.40<y<-0.20, 6/7<|cos(θ*)|<7/7, cent(0-10)
Entries 267
Mean 1.025
Std Dev 0
data
sig+res
res
Yields
M(K+,K-)

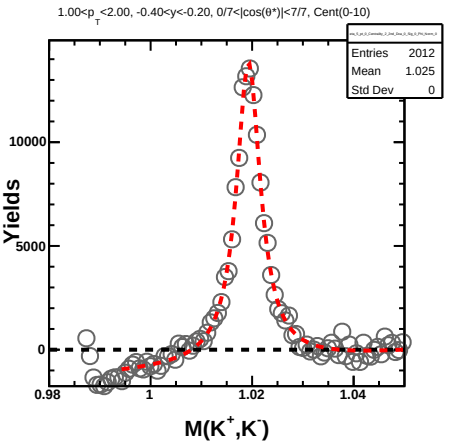
1.00<p_T<2.00, -0.40<y<-0.20, 0/7<|cos(θ*)|<7/7, Cent(0-10)
Entries 2012
Mean 1.025
Std Dev 0
Yields
M(K+,K-)

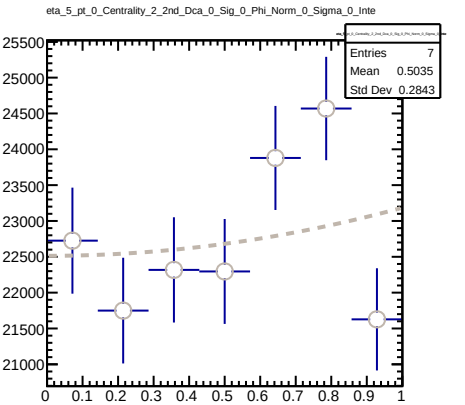
eta_5_pt_0_Centrality_2_2nd_Dca_0_Sig_0_Phi_Norm_0_Sigma_0_Inte
Entries 7
Mean 0.5035
Std Dev 0.2843

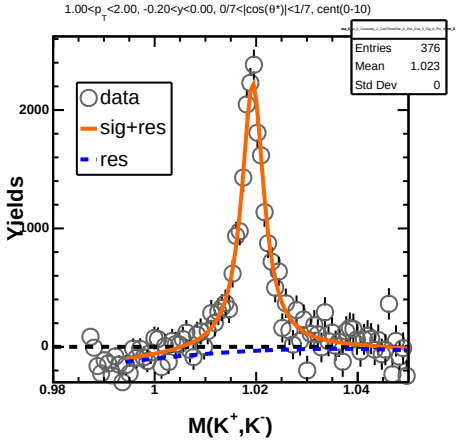
1.00<p_T<2.00, -0.20<y<0.00, 0/7<|cos(θ*)|<1/7, cent(0-10)
Entries 376
Mean 1.023
Std Dev 0
data
sig+res
res
Yields
M(K+,K-)

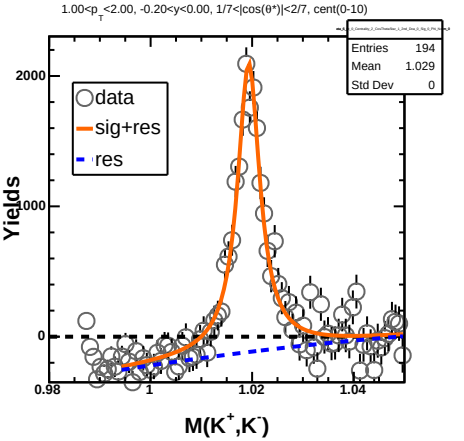
1.00<p_T<2.00, -0.20<y<0.00, 1/7<|cos(θ*)|<2/7, cent(0-10)
Entries 194
Mean 1.029
Std Dev 0
data
sig+res
res
Yields
M(K+,K-)

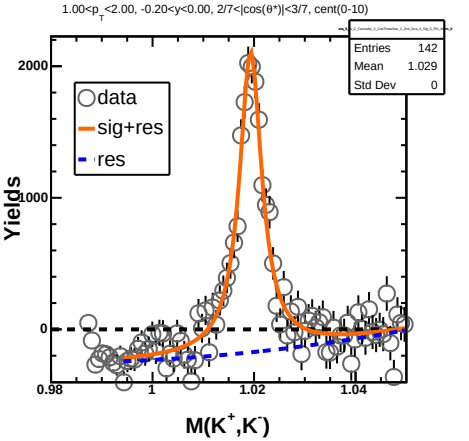
1.00<p_T<2.00, -0.20<y<0.00, 2/7<|cos(θ*)|<3/7, cent(0-10)
Entries 142
Mean 1.029
Std Dev 0
data
sig+res
res
Yields
M(K+,K-)

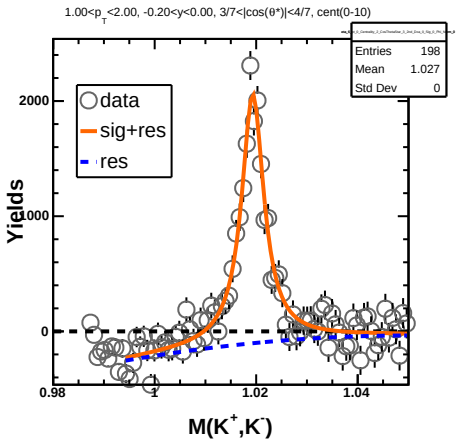
1.00<p_T<2.00, -0.20<y<0.00, 3/7<|cos(θ*)|<4/7, cent(0-10)
Entries 198
Mean 1.027
Std Dev 0
data
sig+res
res
Yields
M(K+,K-)

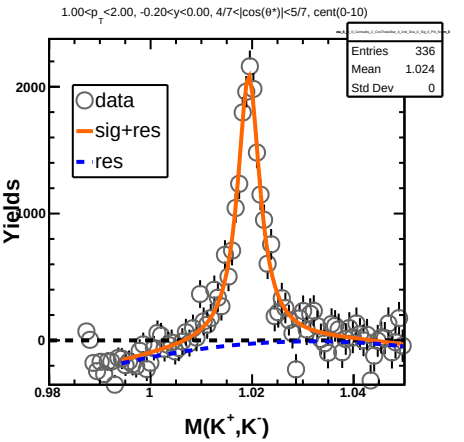
1.00<p_T<2.00, -0.20<y<0.00, 4/7<|cos(θ*)|<5/7, cent(0-10)
Entries 336
Mean 1.024
Std Dev 0
data
sig+res
res
Yields
M(K+,K-)

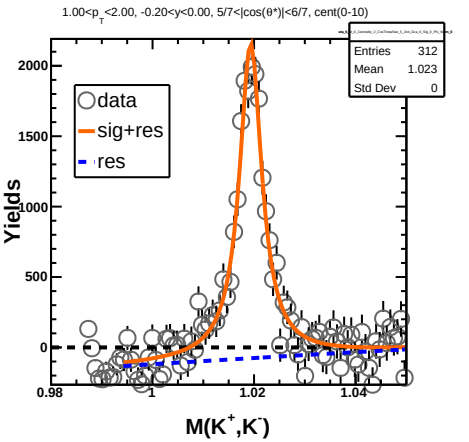
1.00<p_T<2.00, -0.20<y<0.00, 5/7<|cos(θ*)|<6/7, cent(0-10)
Entries 312
Mean 1.023
Std Dev 0
data
sig+res
res
Yields
M(K+,K-)

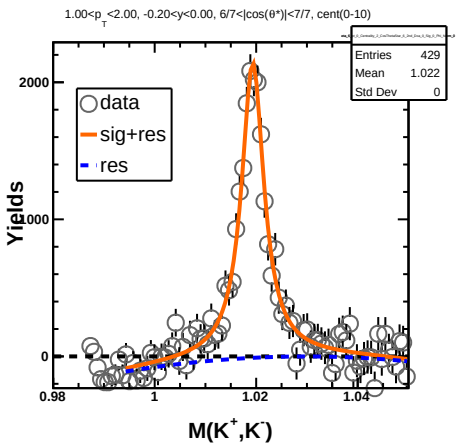
1.00<p_T<2.00, -0.20<y<0.00, 6/7<|cos(θ*)|<7/7, cent(0-10)
Entries 429
Mean 1.022
Std Dev 0
data
sig+res
res
Yields
M(K+,K-)

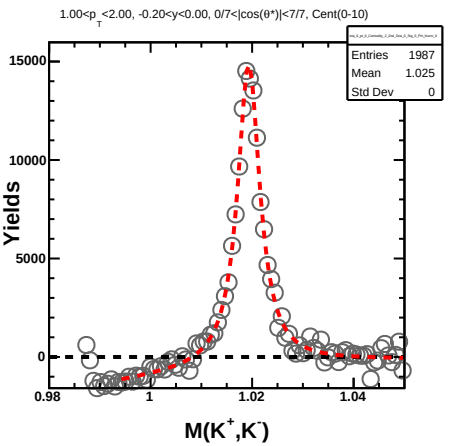
1.00<p_T<2.00, -0.20<y<0.00, 0/7<|cos(θ*)|<7/7, Cent(0-10)
Entries 1987
Mean 1.025
Std Dev 0
Yields
M(K+,K-)

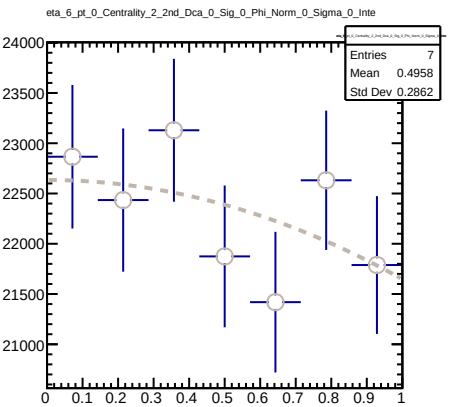
eta_6_pt_0_Centrality_2_2nd_Dca_0_Sig_0_Phi_Norm_0_Sigma_0_Inte
Entries 7
Mean 0.4958
Std Dev 0.2862

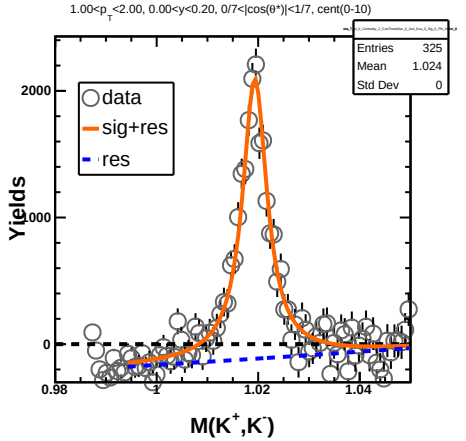
1.00<p_T<2.00, 0.00<y<0.20, 0/7<|cos(θ*)|<1/7, cent(0-10)
Entries 325
Mean 1.024
Std Dev 0
data
sig+res
res
Yields
M(K+,K-)

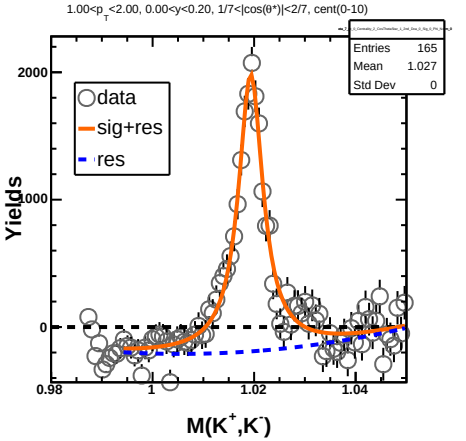
1.00<p_T<2.00, 0.00<y<0.20, 1/7<|cos(θ*)|<2/7, cent(0-10)
Entries 165
Mean 1.027
Std Dev 0
data
sig+res
res
Yields
M(K+,K-)

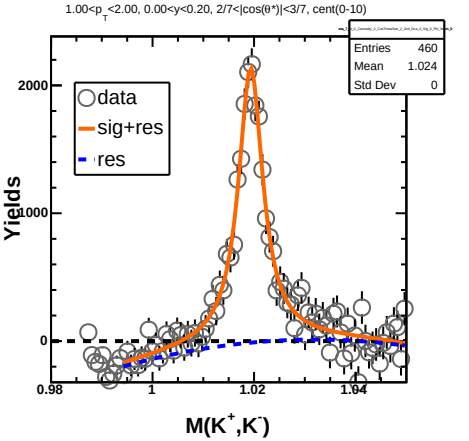
1.00<p_T<2.00, 0.00<y<0.20, 2/7<|cos(θ*)|<3/7, cent(0-10)
Entries 460
Mean 1.024
Std Dev 0
data
sig+res
res
Yields
M(K+,K-)

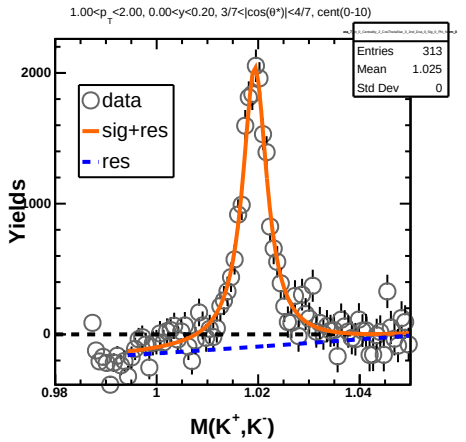
1.00<p_T<2.00, 0.00<y<0.20, 3/7<|cos(θ*)|<4/7, cent(0-10)
Entries 313
Mean 1.025
Std Dev 0
data
sig+res
res
Yields
M(K+,K-)

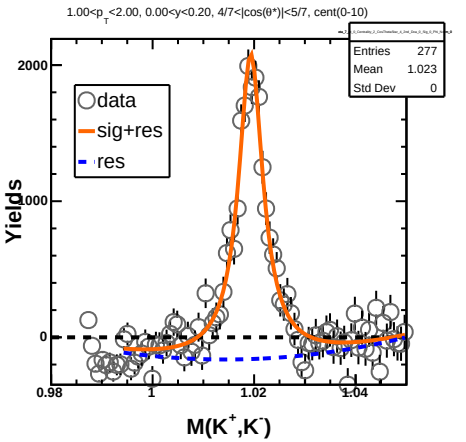
1.00<p_T<2.00, 0.00<y<0.20, 4/7<|cos(θ*)|<5/7, cent(0-10)
Entries 277
Mean 1.023
Std Dev 0
data
sig+res
res
Yields
M(K+,K-)

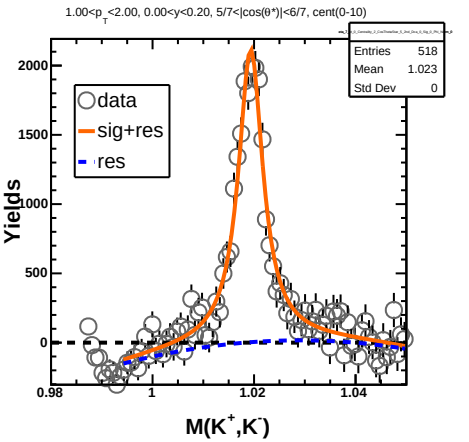
1.00<p_T<2.00, 0.00<y<0.20, 5/7<|cos(θ*)|<6/7, cent(0-10)
Entries 518
Mean 1.023
Std Dev 0
data
sig+res
res
Yields
M(K+,K-)

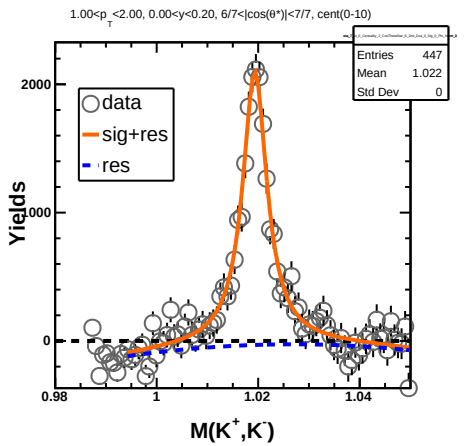
1.00<p_T<2.00, 0.00<y<0.20, 6/7<|cos(θ*)|<7/7, cent(0-10)
Entries 447
Mean 1.022
Std Dev 0
data
sig+res
res
Yields
M(K+,K-)

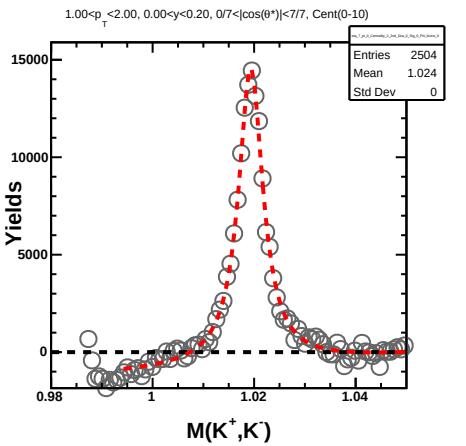
1.00<p_T<2.00, 0.00<y<0.20, 0/7<|cos(θ*)|<7/7, Cent(0-10)
Entries 2504
Mean 1.024
Std Dev 0
Yields
M(K+,K-)

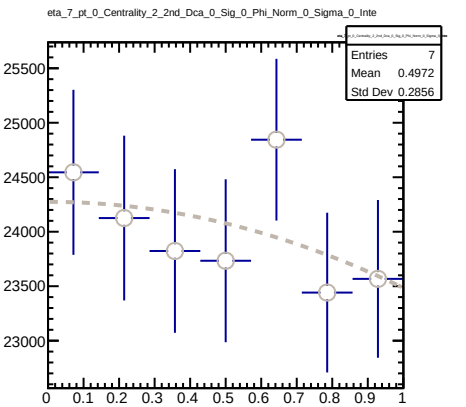
eta_7_pt_0_Centrality_2_2nd_Dca_0_Sig_0_Phi_Norm_0_Sigma_0_Inte
Entries 7
Mean 0.4972
Std Dev 0.2856

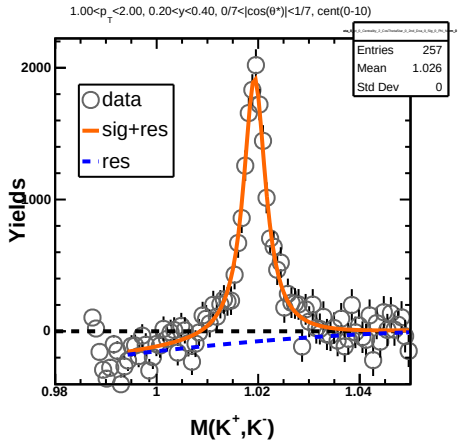
1.00<p_T<2.00, 0.20<y<0.40, 0/7<|cos(θ*)|<1/7, cent(0-10)
Entries 257
Mean 1.026
Std Dev 0
data
sig+res
res
Yields
M(K+,K-)

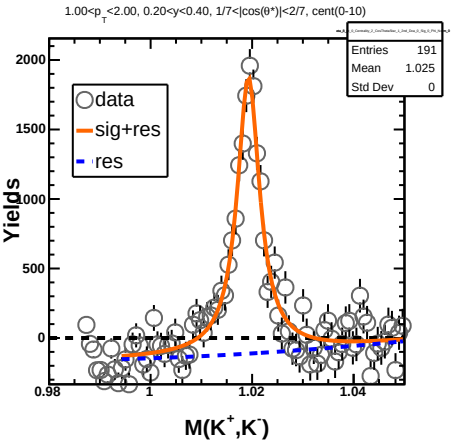
1.00<p_T<2.00, 0.20<y<0.40, 1/7<|cos(θ*)|<2/7, cent(0-10)
Entries 191
Mean 1.025
Std Dev 0
data
sig+res
res
Yields
M(K+,K-)

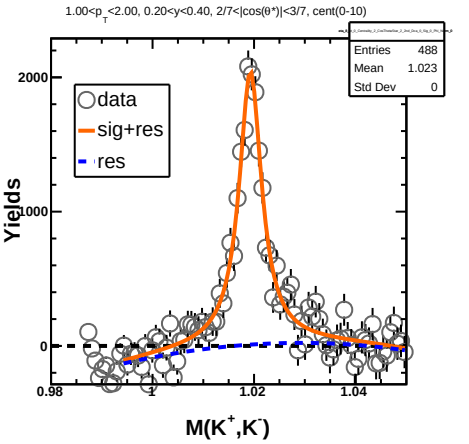
1.00<p_T<2.00, 0.20<y<0.40, 2/7<|cos(θ*)|<3/7, cent(0-10)
Entries 488
Mean 1.023
Std Dev 0
data
sig+res
res
Yields
M(K+,K-)

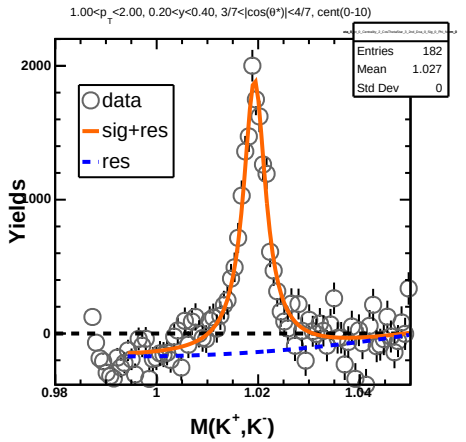
1.00<p_T<2.00, 0.20<y<0.40, 3/7<|cos(θ*)|<4/7, cent(0-10)
Entries 182
Mean 1.027
Std Dev 0
data
sig+res
res
Yields
M(K+,K-)

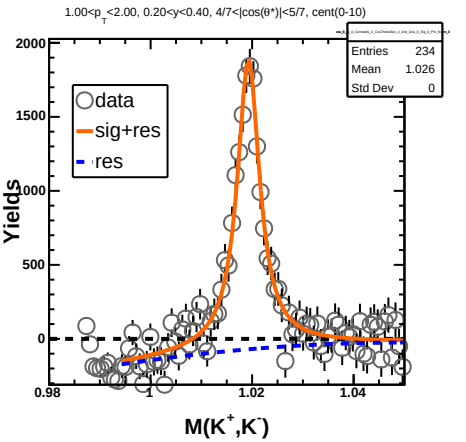
1.00<p_T<2.00, 0.20<y<0.40, 4/7<|cos(θ*)|<5/7, cent(0-10)
Entries 234
Mean 1.026
Std Dev 0
data
sig+res
res
Yields
M(K+,K-)

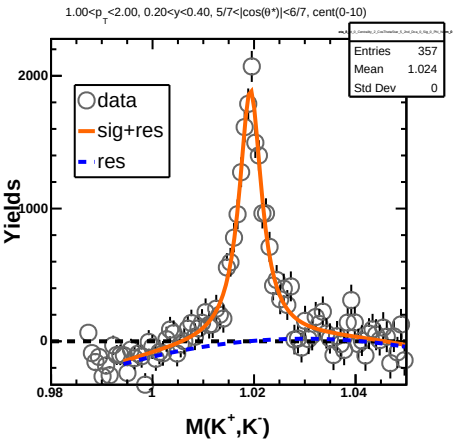
1.00<p_T<2.00, 0.20<y<0.40, 5/7<|cos(θ*)|<6/7, cent(0-10)
Entries 357
Mean 1.024
Std Dev 0
data
sig+res
res
Yields
M(K+,K-)

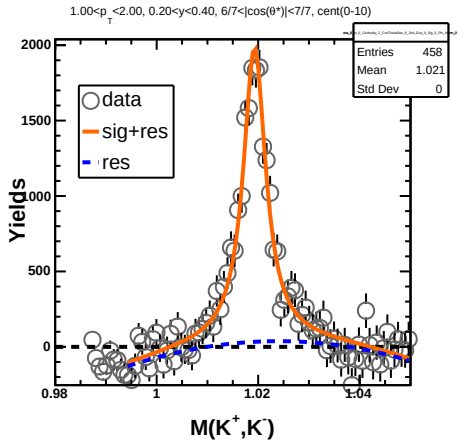
1.00<p_T<2.00, 0.20<y<0.40, 6/7<|cos(θ*)|<7/7, cent(0-10)
Entries 458
Mean 1.021
Std Dev 0
data
sig+res
res
Yields
M(K+,K-)

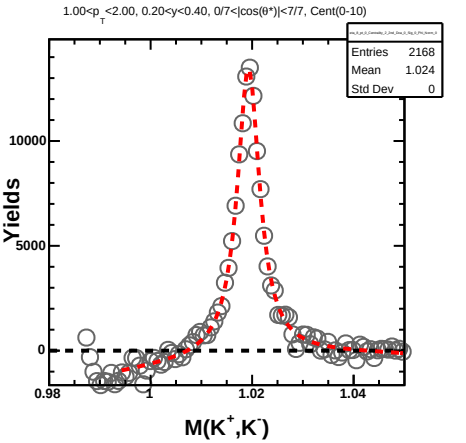
1.00<p_T<2.00, 0.20<y<0.40, 0/7<|cos(θ*)|<7/7, Cent(0-10)
Entries 2168
Mean 1.024
Std Dev 0
Yields
M(K+,K-)

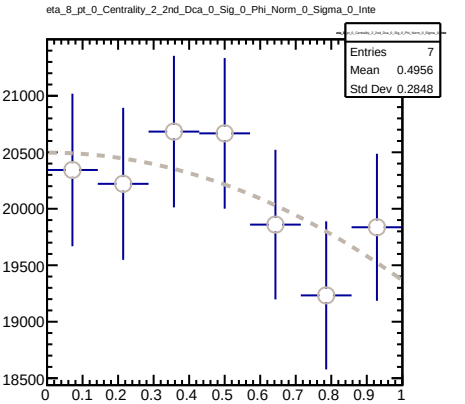
eta_8_pt_0_Centrality_2_2nd_Dca_0_Sig_0_Phi_Norm_0_Sigma_0_Inte
Entries 7
Mean 0.4956
Std Dev 0.2848

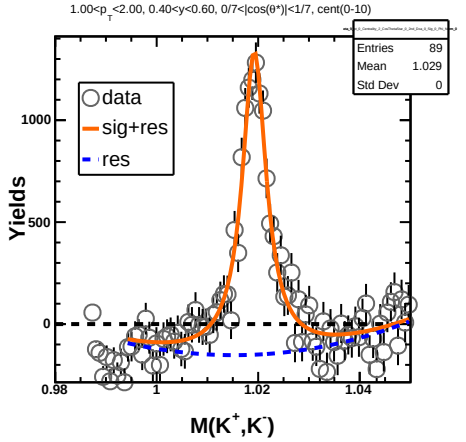
1.00<p_T<2.00, 0.40<y<0.60, 0/7<|cos(θ*)|<1/7, cent(0-10)
Entries 89
Mean 1.029
Std Dev 0
data
sig+res
res
Yields
M(K+,K-)

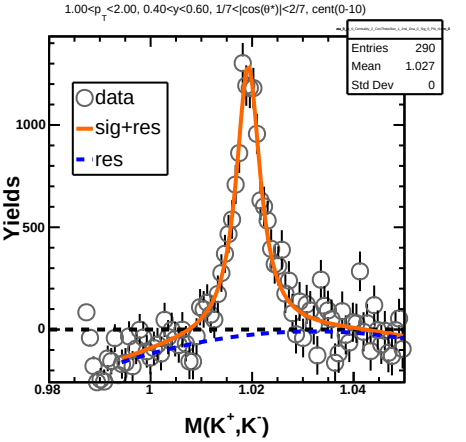
1.00<p_T<2.00, 0.40<y<0.60, 1/7<|cos(θ*)|<2/7, cent(0-10)
Entries 290
Mean 1.027
Std Dev 0
data
sig+res
res
Yields
M(K+,K-)

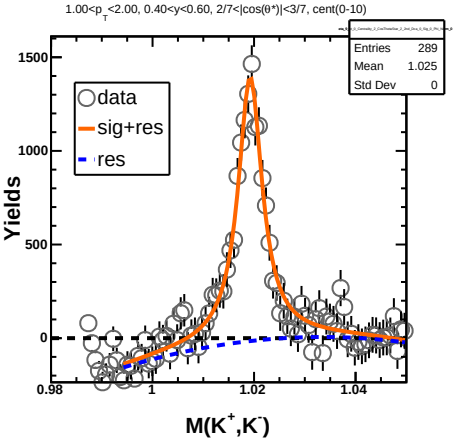
1.00<p_T<2.00, 0.40<y<0.60, 2/7<|cos(θ*)|<3/7, cent(0-10)
Entries 289
Mean 1.025
Std Dev 0
data
sig+res
res
Yields
M(K+,K-)

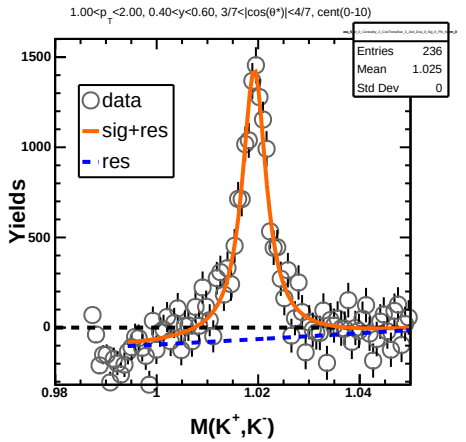
1.00<p_T<2.00, 0.40<y<0.60, 3/7<|cos(θ*)|<4/7, cent(0-10)
Entries 236
Mean 1.025
Std Dev 0
data
sig+res
res
Yields
M(K+,K-)

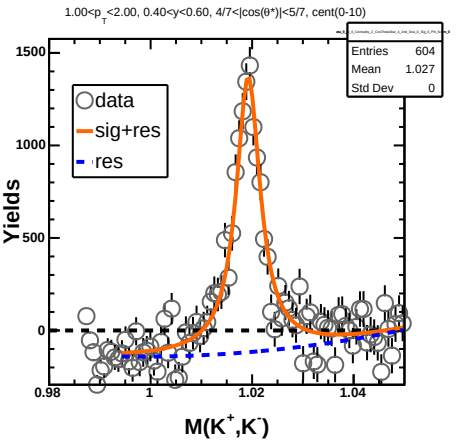
1.00<p_T<2.00, 0.40<y<0.60, 4/7<|cos(θ*)|<5/7, cent(0-10)
Entries 604
Mean 1.027
Std Dev 0
data
sig+res
res
Yields
M(K+,K-)

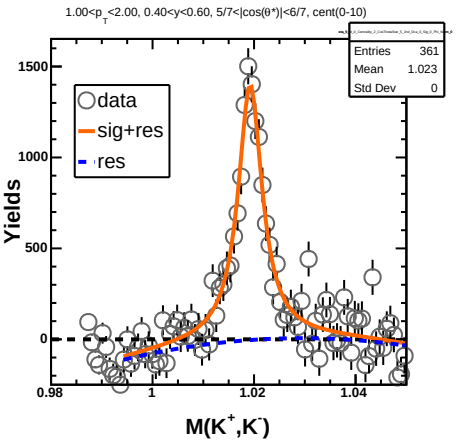
1.00<p_T<2.00, 0.40<y<0.60, 5/7<|cos(θ*)|<6/7, cent(0-10)
Entries 361
Mean 1.023
Std Dev 0
data
sig+res
res
Yields
M(K+,K-)

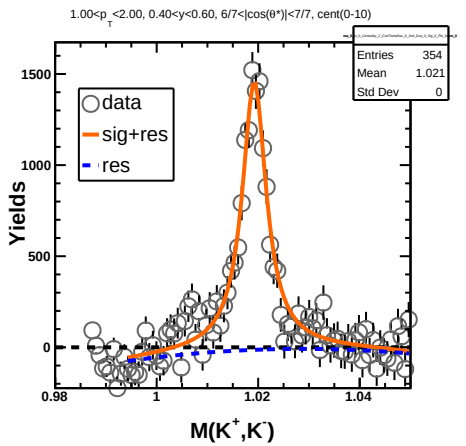
1.00<p_T<2.00, 0.40<y<0.60, 6/7<|cos(θ*)|<7/7, cent(0-10)
Entries 354
Mean 1.021
Std Dev 0
data
sig+res
res
Yields
M(K+,K-)

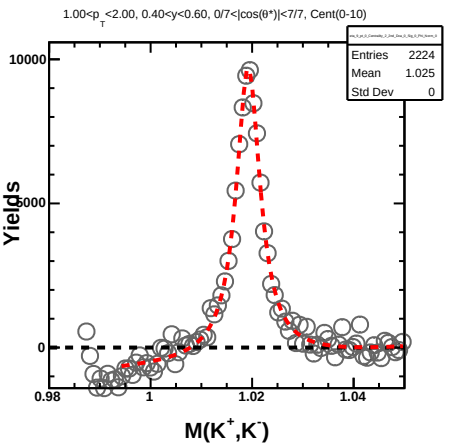
1.00<p_T<2.00, 0.40<y<0.60, 0/7<|cos(θ*)|<7/7, Cent(0-10)
Entries 2224
Mean 1.025
Std Dev 0
Yields
M(K+,K-)

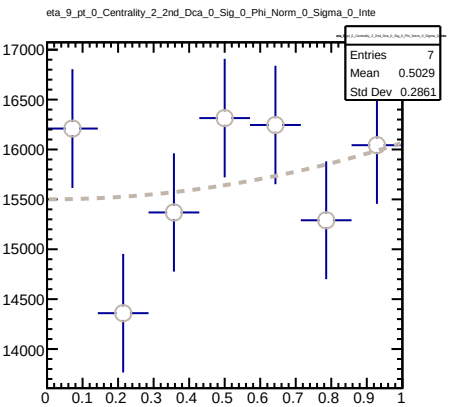
eta_9_pt_0_Centrality_2_2nd_Dca_0_Sig_0_Phi_Norm_0_Sigma_0_Inte
Entries 7
Mean 0.5029
Std Dev 0.2861

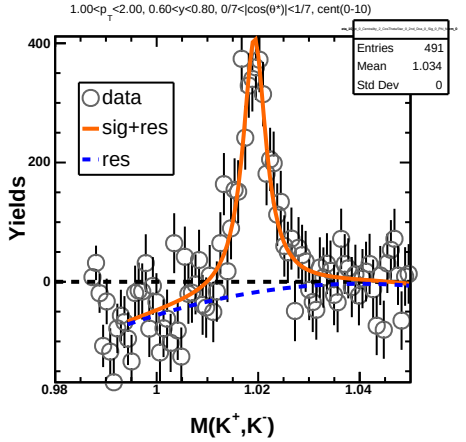
1.00<p_T<2.00, 0.60<y<0.80, 0/7<|cos(θ*)|<1/7, cent(0-10)
Entries 491
Mean 1.034
Std Dev 0
data
sig+res
res
Yields
M(K+,K-)

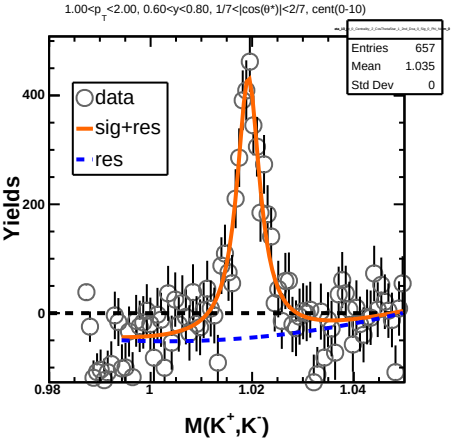
1.00<p_T<2.00, 0.60<y<0.80, 1/7<|cos(θ*)|<2/7, cent(0-10)
Entries 657
Mean 1.035
Std Dev 0
data
sig+res
res
Yields
M(K+,K-)

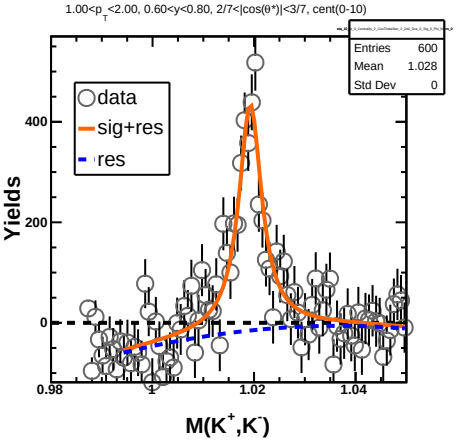
1.00<p_T<2.00, 0.60<y<0.80, 2/7<|cos(θ*)|<3/7, cent(0-10)
Entries 600
Mean 1.028
Std Dev 0
data
sig+res
res
Yields
M(K+,K-)

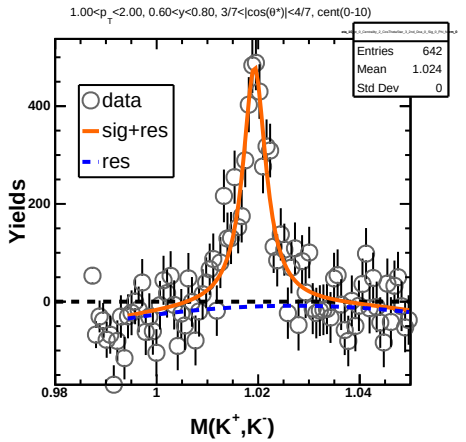
1.00<p_T<2.00, 0.60<y<0.80, 3/7<|cos(θ*)|<4/7, cent(0-10)
Entries 642
Mean 1.024
Std Dev 0
data
sig+res
res
Yields
M(K+,K-)

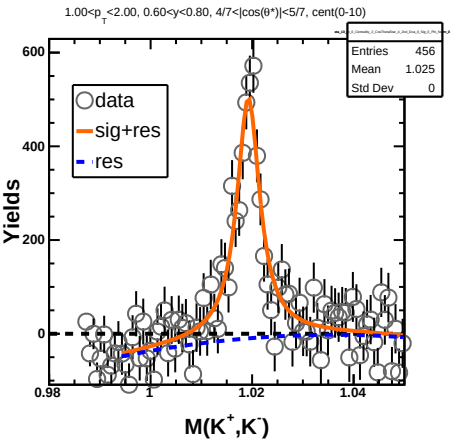
1.00<p_T<2.00, 0.60<y<0.80, 4/7<|cos(θ*)|<5/7, cent(0-10)
Entries 456
Mean 1.025
Std Dev 0
data
sig+res
res
Yields
M(K+,K-)

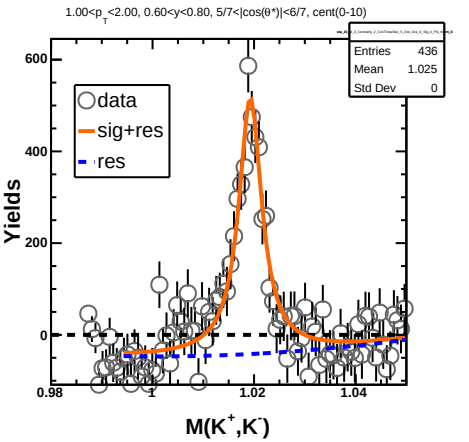
1.00<p_T<2.00, 0.60<y<0.80, 5/7<|cos(θ*)|<6/7, cent(0-10)
Entries 436
Mean 1.025
Std Dev 0
data
sig+res
res
Yields
M(K+,K-)

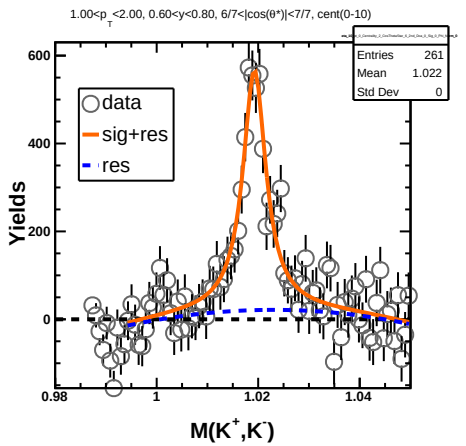
1.00<p_T<2.00, 0.60<y<0.80, 6/7<|cos(θ*)|<7/7, cent(0-10)
Entries 261
Mean 1.022
Std Dev 0
data
sig+res
res
Yields
M(K+,K-)

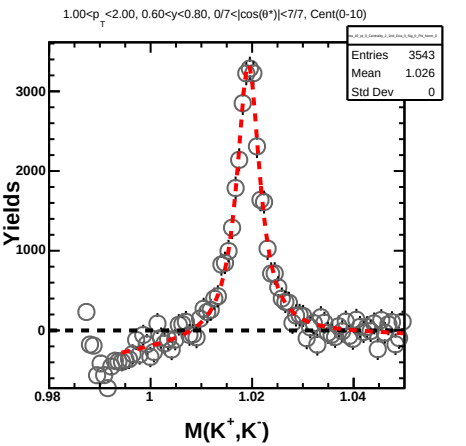
1.00<p_T<2.00, 0.60<y<0.80, 0/7<|cos(θ*)|<7/7, Cent(0-10)
Entries 3543
Mean 1.026
Std Dev 0
Yields
M(K+,K-)

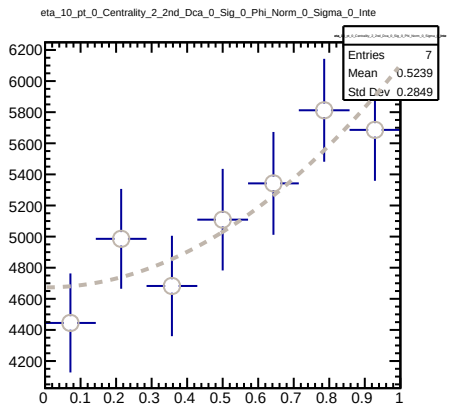
eta_10_pt_0_Centrality_2_2nd_Dca_0_Sig_0_Phi_Norm_0_Sigma_0_Inte
Entries 7
Mean 0.5239
Std Dev 0.2849

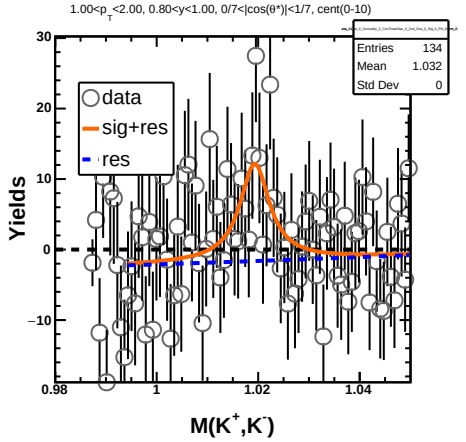
1.00<p_T<2.00, 0.80<y<1.00, 0/7<|cos(θ*)|<1/7, cent(0-10)
Entries 134
Mean 1.032
Std Dev 0
data
sig+res
res
Yields
M(K+,K-)

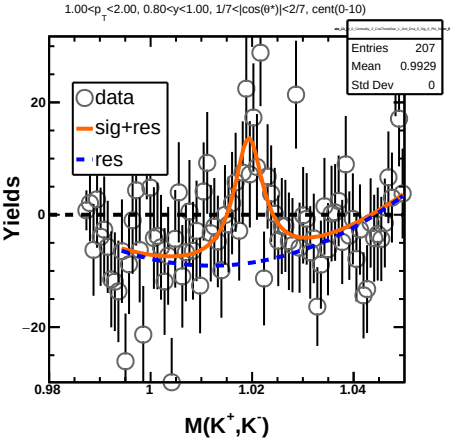
1.00<p_T<2.00, 0.80<y<1.00, 1/7<|cos(θ*)|<2/7, cent(0-10)
Entries 207
Mean 0.9929
Std Dev 0
data
sig+res
res
Yields
M(K+,K-)

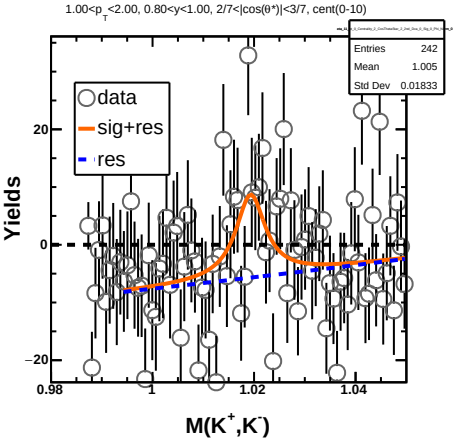
1.00<p_T<2.00, 0.80<y<1.00, 2/7<|cos(θ*)|<3/7, cent(0-10)
Entries 242
Mean 1.005
Std Dev 0.01833
data
sig+res
res
Yields
M(K+,K-)

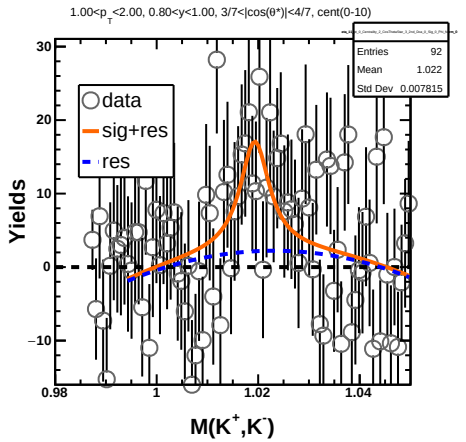
1.00<p_T<2.00, 0.80<y<1.00, 3/7<|cos(θ*)|<4/7, cent(0-10)
Entries 92
Mean 1.022
Std Dev 0.007815
data
sig+res
res
Yields
M(K+,K-)

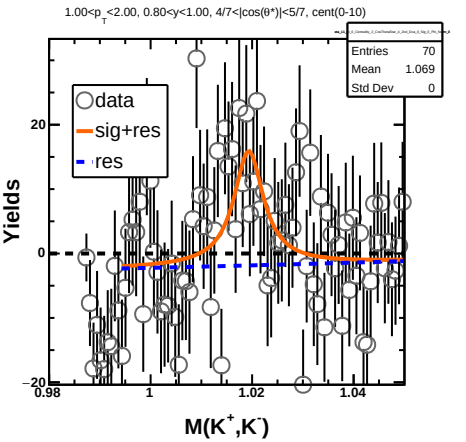
1.00<p_T<2.00, 0.80<y<1.00, 4/7<|cos(θ*)|<5/7, cent(0-10)
Entries 70
Mean 1.069
Std Dev 0
data
sig+res
res
Yields
M(K+,K-)

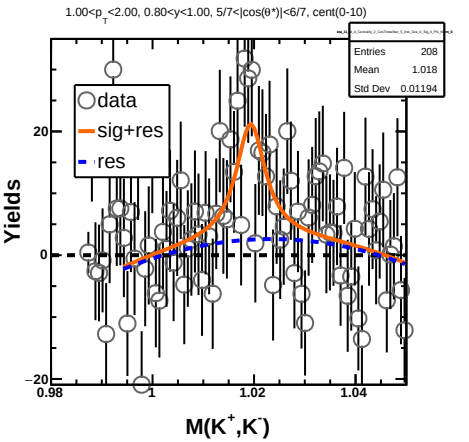
1.00<p_T<2.00, 0.80<y<1.00, 5/7<|cos(θ*)|<6/7, cent(0-10)
Entries 208
Mean 1.018
Std Dev 0.01194
data
sig+res
res
Yields
M(K+,K-)

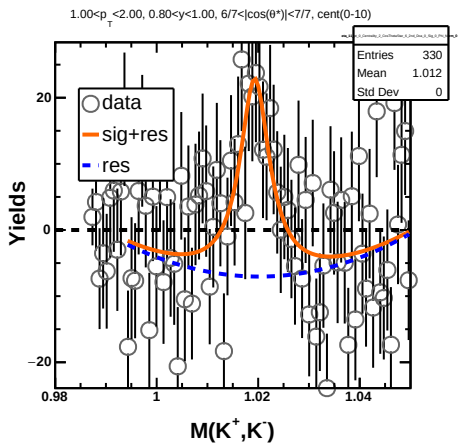
1.00<p_T<2.00, 0.80<y<1.00, 6/7<|cos(θ*)|<7/7, cent(0-10)
Entries 330
Mean 1.012
Std Dev 0
data
sig+res
res
Yields
M(K+,K-)

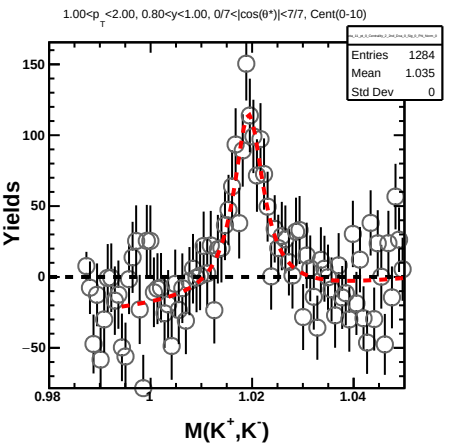
1.00<p_T<2.00, 0.80<y<1.00, 0/7<|cos(θ*)|<7/7, Cent(0-10)
Entries 1284
Mean 1.035
Std Dev 0
Yields
M(K+,K-)

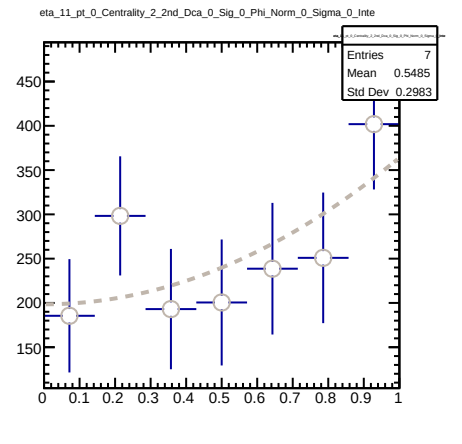
eta_11_pt_0_Centrality_2_2nd_Dca_0_Sig_0_Phi_Norm_0_Sigma_0_Inte
Entries 7
Mean 0.5485
Std Dev 0.2983

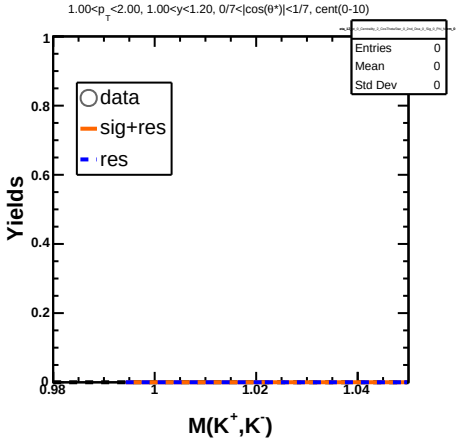
1.00<p_T<2.00, 1.00<y<1.20, 0/7<|cos(θ*)|<1/7, cent(0-10)
Entries 0
Mean 0
Std Dev 0
data
sig+res
res
Yields
M(K+,K-)

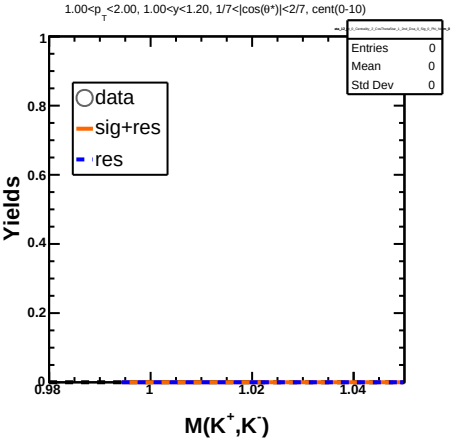
1.00<p_T<2.00, 1.00<y<1.20, 1/7<|cos(θ*)|<2/7, cent(0-10)
Entries 0
Mean 0
Std Dev 0
data
sig+res
res
Yields
M(K+,K-)

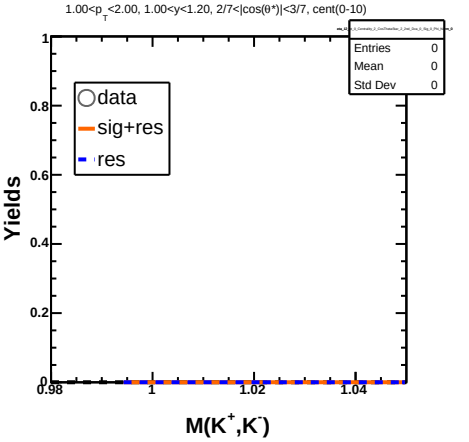
1.00<p_T<2.00, 1.00<y<1.20, 2/7<|cos(θ*)|<3/7, cent(0-10)
Entries 0
Mean 0
Std Dev 0
data
sig+res
res
Yields
M(K+,K-)

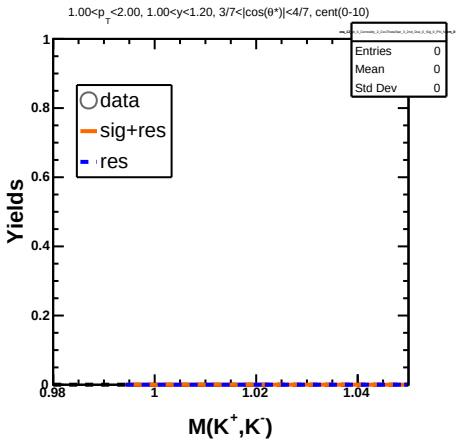
1.00<p_T<2.00, 1.00<y<1.20, 3/7<|cos(θ*)|<4/7, cent(0-10)
Entries 0
Mean 0
Std Dev 0
data
sig+res
res
Yields
M(K+,K-)

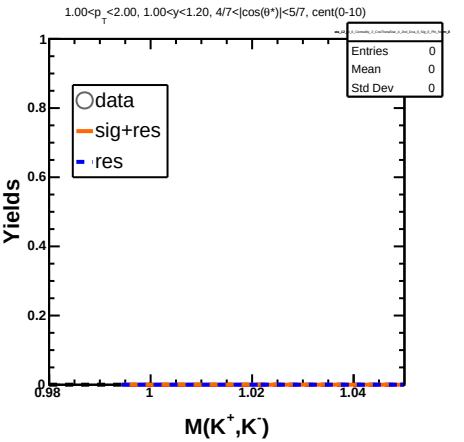
1.00<p_T<2.00, 1.00<y<1.20, 4/7<|cos(θ*)|<5/7, cent(0-10)
Entries 0
Mean 0
Std Dev 0
data
sig+res
res
Yields
M(K+,K-)

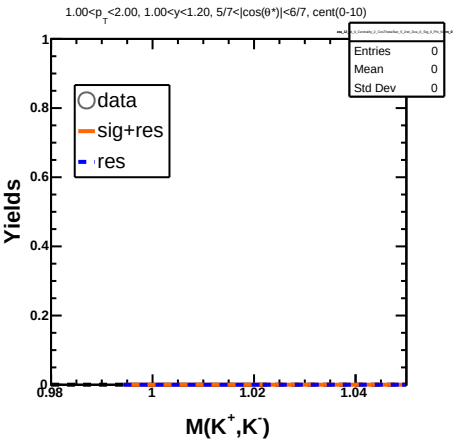
1.00<p_T<2.00, 1.00<y<1.20, 5/7<|cos(θ*)|<6/7, cent(0-10)
Entries 0
Mean 0
Std Dev 0
data
sig+res
res
Yields
M(K+,K-)

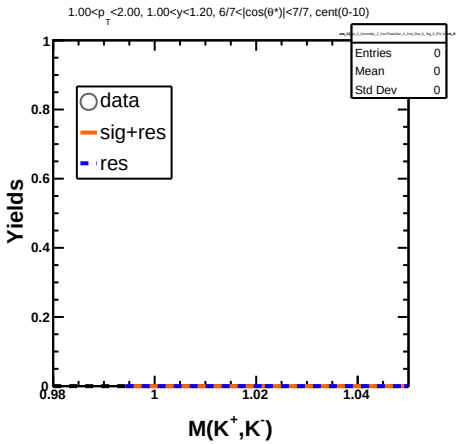
1.00<p_T<2.00, 1.00<y<1.20, 6/7<|cos(θ*)|<7/7, cent(0-10)
Entries 0
Mean 0
Std Dev 0
data
sig+res
res
Yields
M(K+,K-)

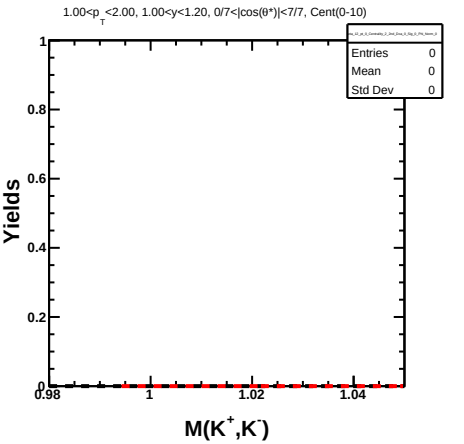
1.00<p_T<2.00, 1.00<y<1.20, 0/7<|cos(θ*)|<7/7, Cent(0-10)
Entries 0
Mean 0
Std Dev 0
Yields
M(K+,K-)

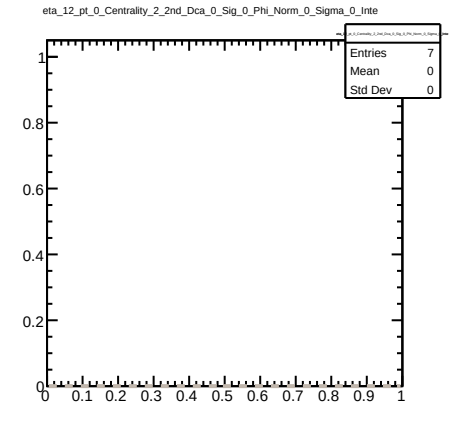
eta_12_pt_0_Centrality_2_2nd_Dca_0_Sig_0_Phi_Norm_0_Sigma_0_Inte
Entries 7
Mean 0
Std Dev 0

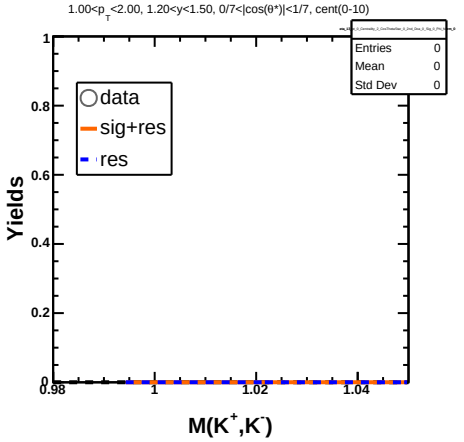
1.00<p_T<2.00, 1.20<y<1.50, 0/7<|cos(θ*)|<1/7, cent(0-10)
Entries 0
Mean 0
Std Dev 0
data
sig+res
res
Yields
M(K+,K-)

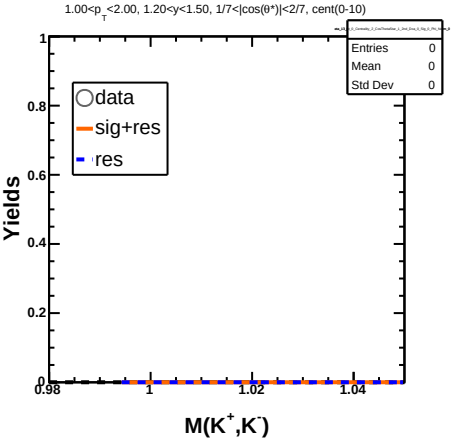
1.00<p_T<2.00, 1.20<y<1.50, 1/7<|cos(θ*)|<2/7, cent(0-10)
Entries 0
Mean 0
Std Dev 0
data
sig+res
res
Yields
M(K+,K-)

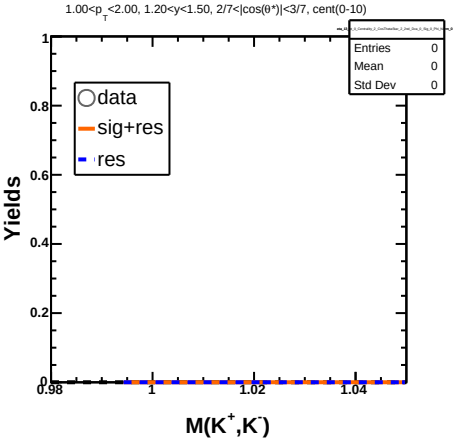
1.00<p_T<2.00, 1.20<y<1.50, 2/7<|cos(θ*)|<3/7, cent(0-10)
Entries 0
Mean 0
Std Dev 0
data
sig+res
res
Yields
M(K+,K-)

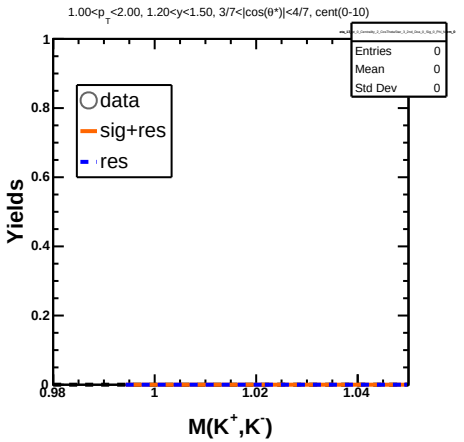
1.00<p_T<2.00, 1.20<y<1.50, 3/7<|cos(θ*)|<4/7, cent(0-10)
Entries 0
Mean 0
Std Dev 0
data
sig+res
res
Yields
M(K+,K-)

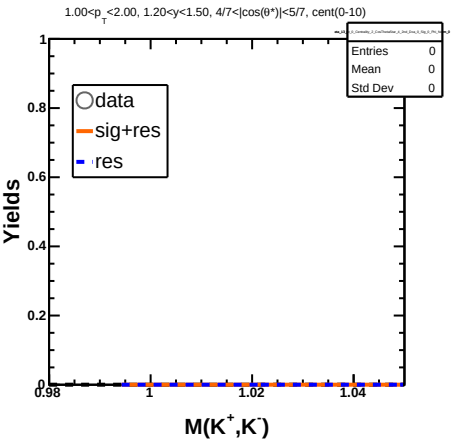
1.00<p_T<2.00, 1.20<y<1.50, 4/7<|cos(θ*)|<5/7, cent(0-10)
Entries 0
Mean 0
Std Dev 0
data
sig+res
res
Yields
M(K+,K-)

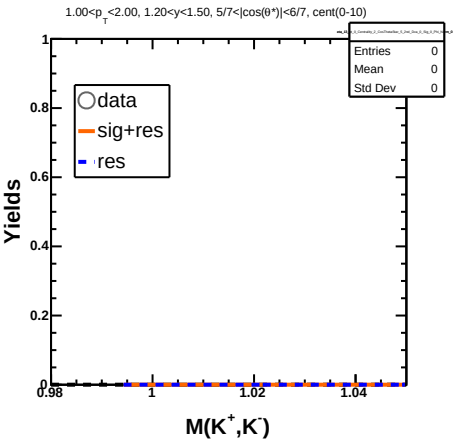
1.00<p_T<2.00, 1.20<y<1.50, 5/7<|cos(θ*)|<6/7, cent(0-10)
Entries 0
Mean 0
Std Dev 0
data
sig+res
res
Yields
M(K+,K-)

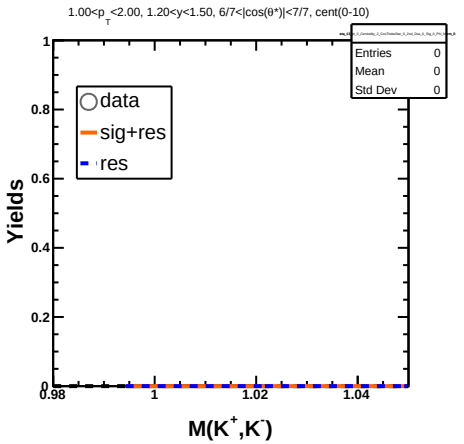
1.00<p_T<2.00, 1.20<y<1.50, 6/7<|cos(θ*)|<7/7, cent(0-10)
Entries 0
Mean 0
Std Dev 0
data
sig+res
res
Yields
M(K+,K-)

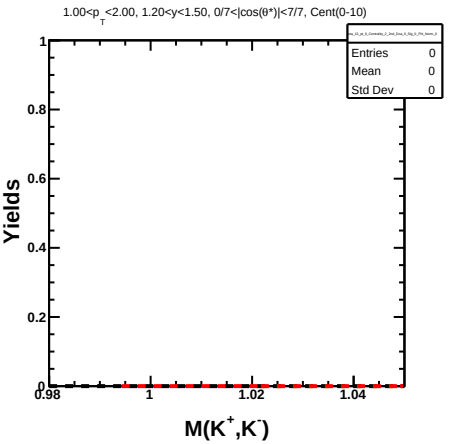
1.00<p_T<2.00, 1.20<y<1.50, 0/7<|cos(θ*)|<7/7, Cent(0-10)
Entries 0
Mean 0
Std Dev 0
Yields
M(K+,K-)

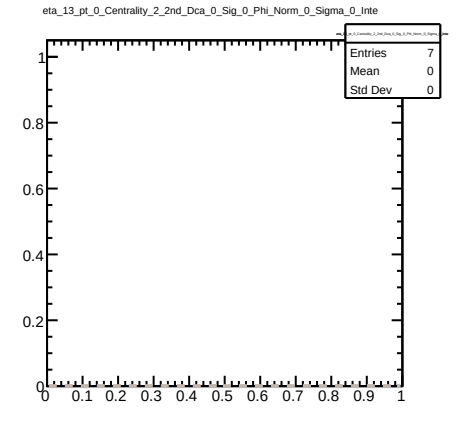
eta_13_pt_0_Centrality_2_2nd_Dca_0_Sig_0_Phi_Norm_0_Sigma_0_Inte
Entries 7
Mean 0
Std Dev 0

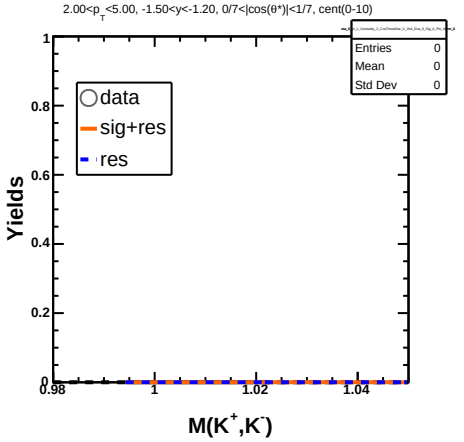
2.00<p_T<5.00, -1.50<y<-1.20, 0/7<|cos(θ*)|<1/7, cent(0-10)
Entries 0
Mean 0
Std Dev 0
data
sig+res
res
Yields
M(K+,K-)

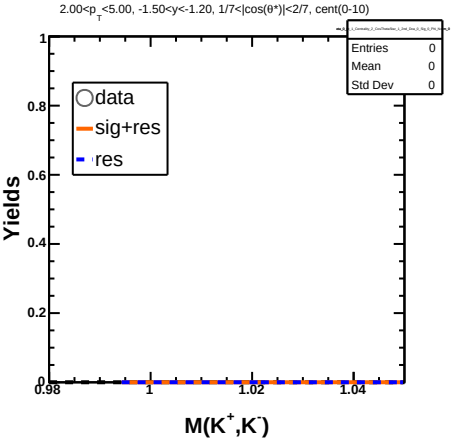
2.00<p_T<5.00, -1.50<y<-1.20, 1/7<|cos(θ*)|<2/7, cent(0-10)
Entries 0
Mean 0
Std Dev 0
data
sig+res
res
Yields
M(K+,K-)

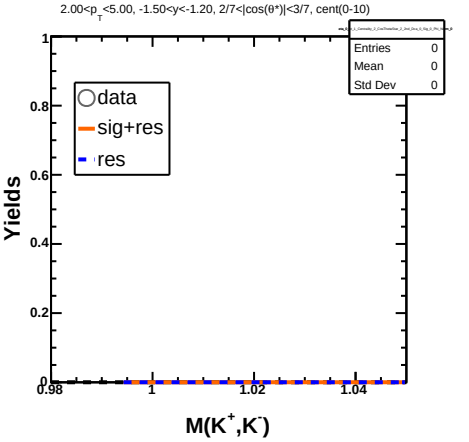
2.00<p_T<5.00, -1.50<y<-1.20, 2/7<|cos(θ*)|<3/7, cent(0-10)
Entries 0
Mean 0
Std Dev 0
data
sig+res
res
Yields
M(K+,K-)

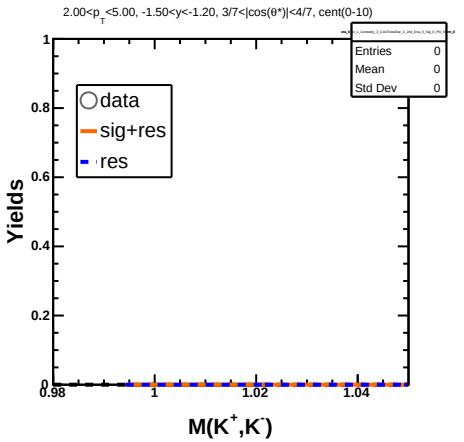
2.00<p_T<5.00, -1.50<y<-1.20, 3/7<|cos(θ*)|<4/7, cent(0-10)
Entries 0
Mean 0
Std Dev 0
data
sig+res
res
Yields
M(K+,K-)

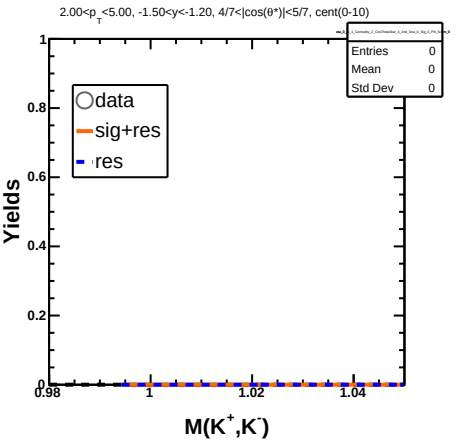
2.00<p_T<5.00, -1.50<y<-1.20, 4/7<|cos(θ*)|<5/7, cent(0-10)
Entries 0
Mean 0
Std Dev 0
data
sig+res
res
Yields
M(K+,K-)

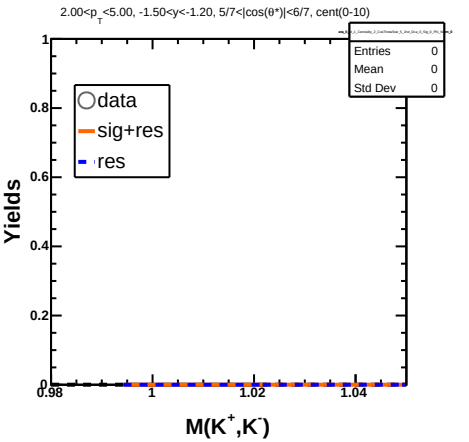
2.00<p_T<5.00, -1.50<y<-1.20, 5/7<|cos(θ*)|<6/7, cent(0-10)
Entries 0
Mean 0
Std Dev 0
data
sig+res
res
Yields
M(K+,K-)

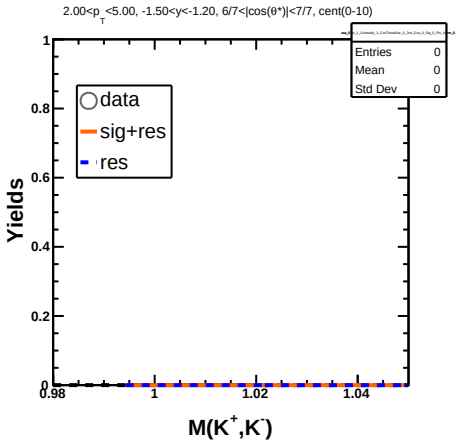
2.00<p_T<5.00, -1.50<y<-1.20, 6/7<|cos(θ*)|<7/7, cent(0-10)
Entries 0
Mean 0
Std Dev 0
data
sig+res
res
Yields
M(K+,K-)

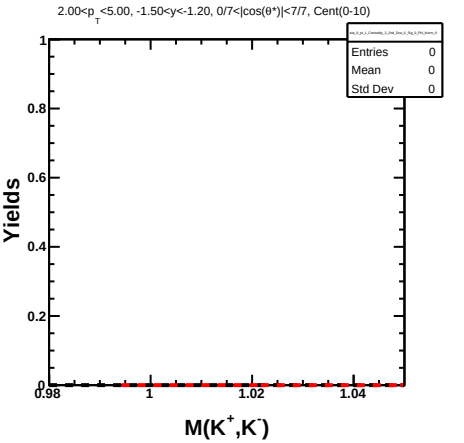
2.00<p_T<5.00, -1.50<y<-1.20, 0/7<|cos(θ*)|<7/7, Cent(0-10)
Entries 0
Mean 0
Std Dev 0
Yields
M(K+,K-)

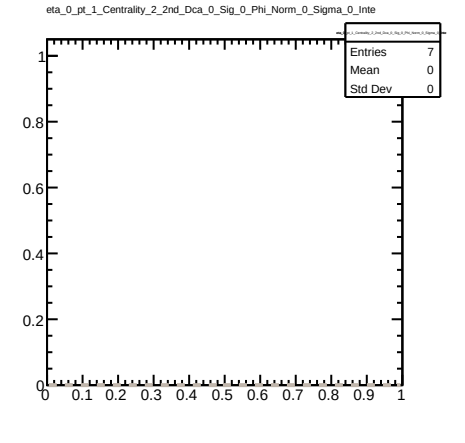
eta_0_pt_1_Centrality_2_2nd_Dca_0_Sig_0_Phi_Norm_0_Sigma_0_Inte
Entries 7
Mean 0
Std Dev 0

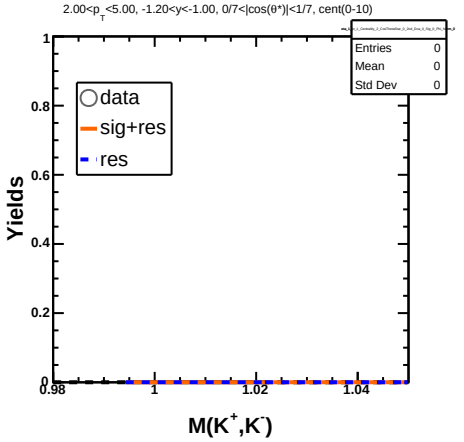
2.00<p_T<5.00, -1.20<y<-1.00, 0/7<|cos(θ*)|<1/7, cent(0-10)
Entries 0
Mean 0
Std Dev 0
data
sig+res
res
Yields
M(K+,K-)

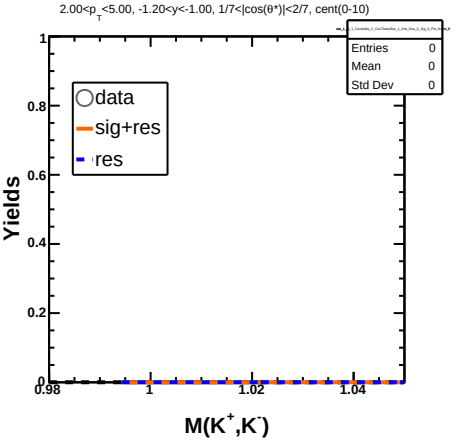
2.00<p_T<5.00, -1.20<y<-1.00, 1/7<|cos(θ*)|<2/7, cent(0-10)
Entries 0
Mean 0
Std Dev 0
data
sig+res
res
Yields
M(K+,K-)

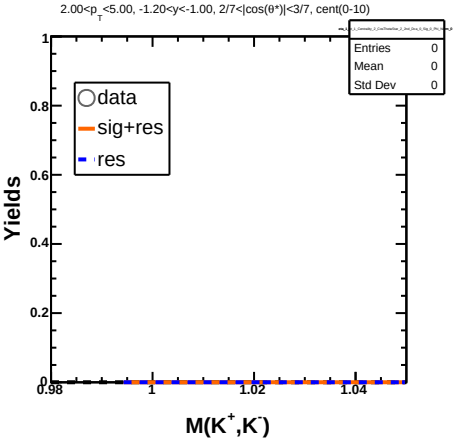
2.00<p_T<5.00, -1.20<y<-1.00, 2/7<|cos(θ*)|<3/7, cent(0-10)
Entries 0
Mean 0
Std Dev 0
data
sig+res
res
Yields
M(K+,K-)

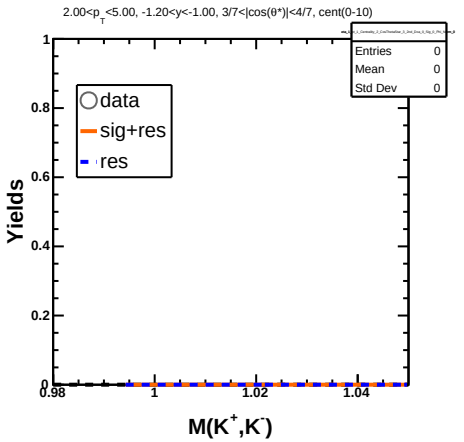
2.00<p_T<5.00, -1.20<y<-1.00, 3/7<|cos(θ*)|<4/7, cent(0-10)
Entries 0
Mean 0
Std Dev 0
data
sig+res
res
Yields
M(K+,K-)

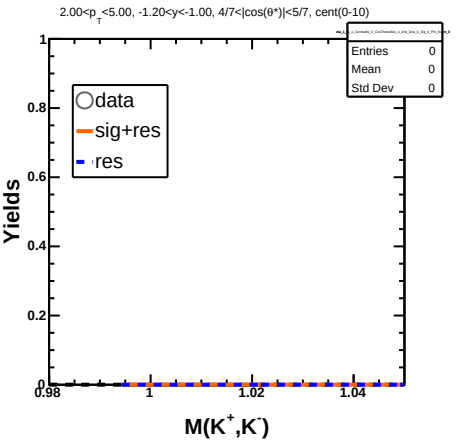
2.00<p_T<5.00, -1.20<y<-1.00, 4/7<|cos(θ*)|<5/7, cent(0-10)
Entries 0
Mean 0
Std Dev 0
data
sig+res
res
Yields
M(K+,K-)

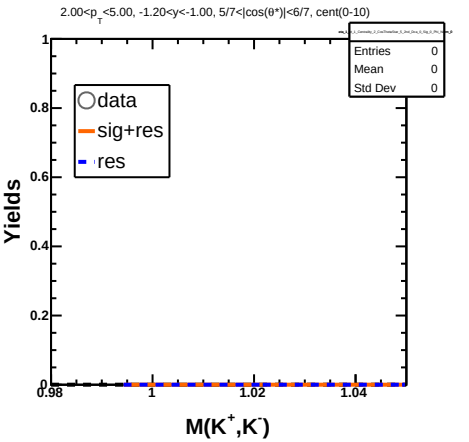
2.00<p_T<5.00, -1.20<y<-1.00, 5/7<|cos(θ*)|<6/7, cent(0-10)
Entries 0
Mean 0
Std Dev 0
data
sig+res
res
Yields
M(K+,K-)

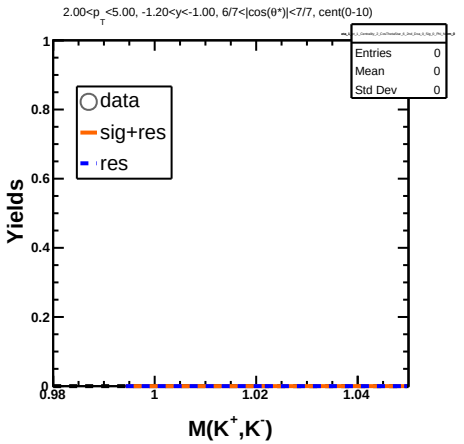
2.00<p_T<5.00, -1.20<y<-1.00, 6/7<|cos(θ*)|<7/7, cent(0-10)
Entries 0
Mean 0
Std Dev 0
data
sig+res
res
Yields
M(K+,K-)

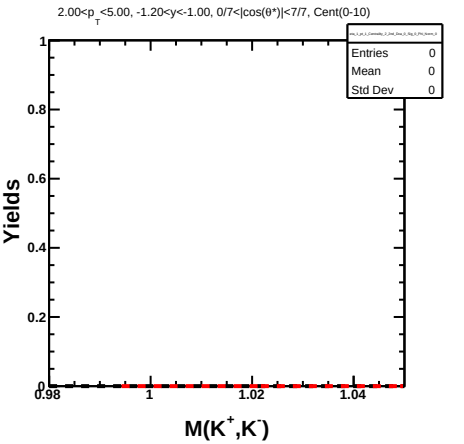
2.00<p_T<5.00, -1.20<y<-1.00, 0/7<|cos(θ*)|<7/7, Cent(0-10)
Entries 0
Mean 0
Std Dev 0
Yields
M(K+,K-)

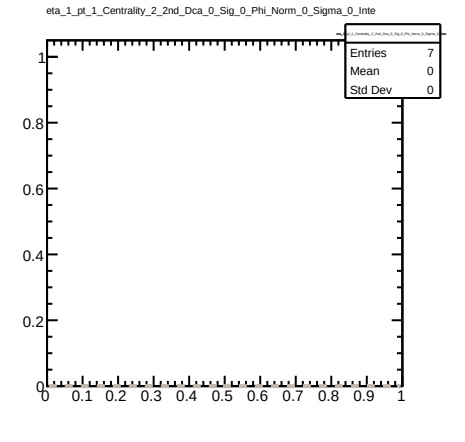
eta_1_pt_1_Centrality_2_2nd_Dca_0_Sig_0_Phi_Norm_0_Sigma_0_Inte
Entries 7
Mean 0
Std Dev 0

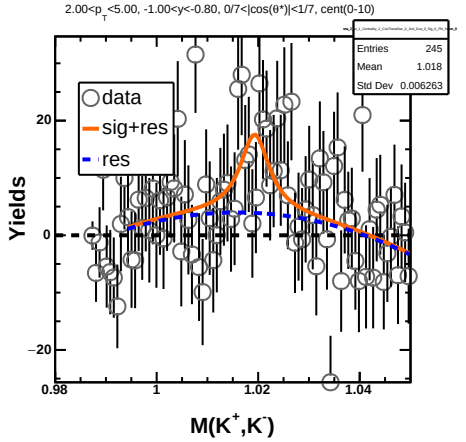
2.00<p_T<5.00, -1.00<y<-0.80, 0/7<|cos(θ*)|<1/7, cent(0-10)
Entries 245
Mean 1.018
Std Dev 0.006263
data
sig+res
res
Yields
M(K+,K-)

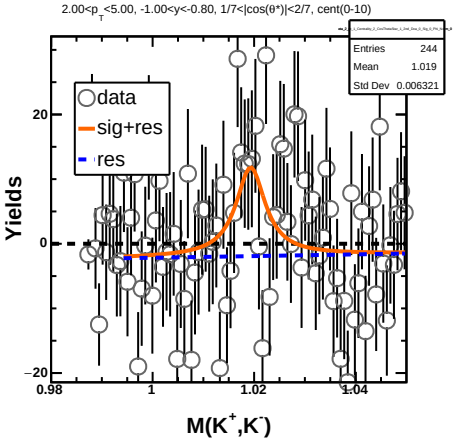
2.00<p_T<5.00, -1.00<y<-0.80, 1/7<|cos(θ*)|<2/7, cent(0-10)
Entries 244
Mean 1.019
Std Dev 0.006321
data
sig+res
res
Yields
M(K+,K-)

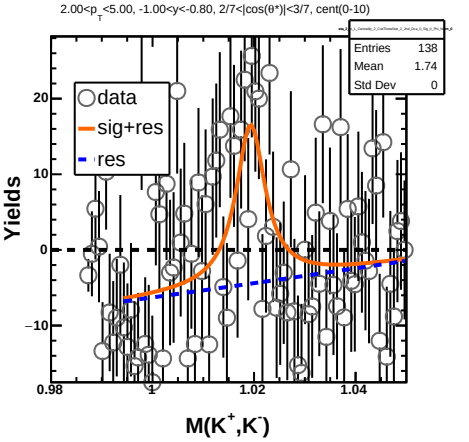
2.00<p_T<5.00, -1.00<y<-0.80, 2/7<|cos(θ*)|<3/7, cent(0-10)
Entries 138
Mean 1.74
Std Dev 0
data
sig+res
res
Yields
M(K+,K-)

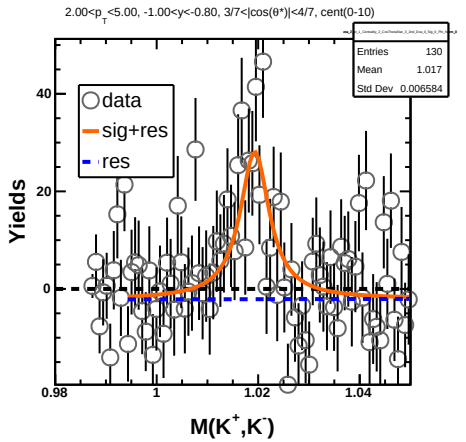
2.00<p_T<5.00, -1.00<y<-0.80, 3/7<|cos(θ*)|<4/7, cent(0-10)
Entries 130
Mean 1.017
Std Dev 0.006584
data
sig+res
res
Yields
M(K+,K-)

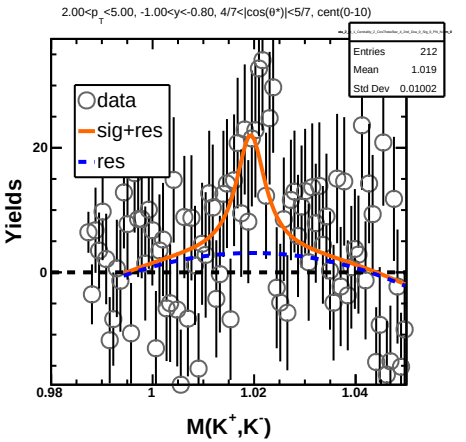
2.00<p_T<5.00, -1.00<y<-0.80, 4/7<|cos(θ*)|<5/7, cent(0-10)
Entries 212
Mean 1.019
Std Dev 0.01002
data
sig+res
res
Yields
M(K+,K-)

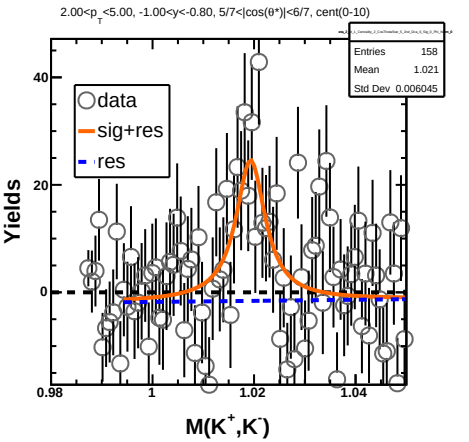
2.00<p_T<5.00, -1.00<y<-0.80, 5/7<|cos(θ*)|<6/7, cent(0-10)
Entries 158
Mean 1.021
Std Dev 0.006045
data
sig+res
res
Yields
M(K+,K-)

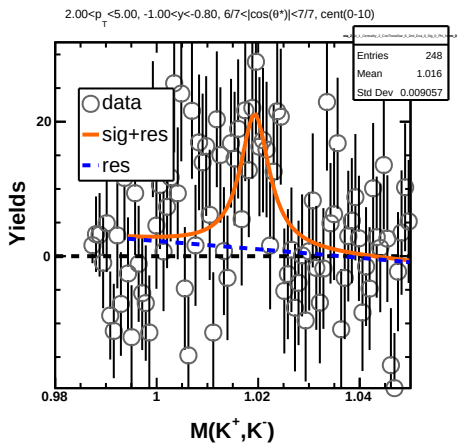
2.00<p_T<5.00, -1.00<y<-0.80, 6/7<|cos(θ*)|<7/7, cent(0-10)
Entries 248
Mean 1.016
Std Dev 0.009057
data
sig+res
res
Yields
M(K+,K-)

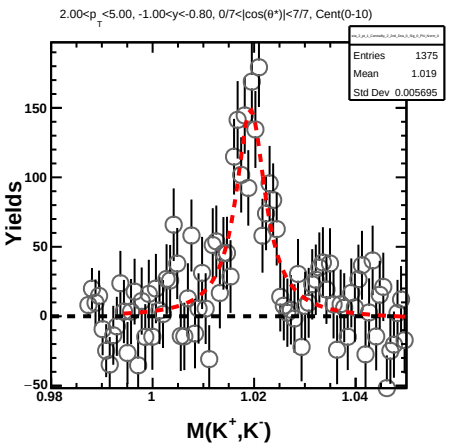
2.00<p_T<5.00, -1.00<y<-0.80, 0/7<|cos(θ*)|<7/7, Cent(0-10)
Entries 1375
Mean 1.019
Std Dev 0.005695
Yields
M(K+,K-)

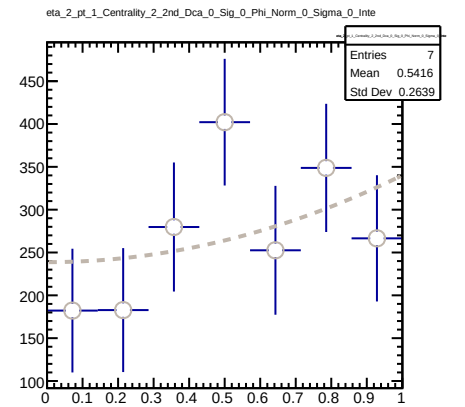
eta_2_pt_1_Centrality_2_2nd_Dca_0_Sig_0_Phi_Norm_0_Sigma_0_Inte
Entries 7
Mean 0.5416
Std Dev 0.2639

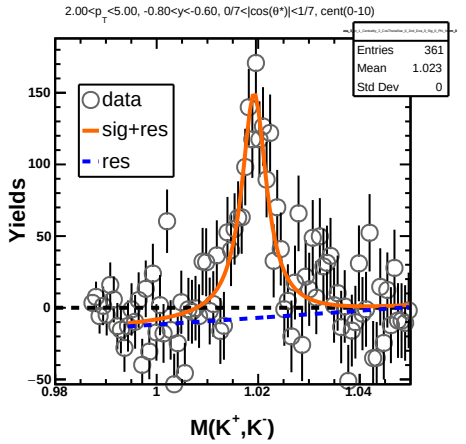
2.00<p_T<5.00, -0.80<y<-0.60, 0/7<|cos(θ*)|<1/7, cent(0-10)
Entries 361
Mean 1.023
Std Dev 0
data
sig+res
res
Yields
M(K+,K-)

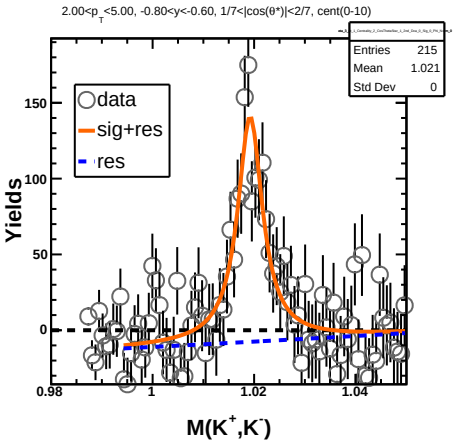
2.00<p_T<5.00, -0.80<y<-0.60, 1/7<|cos(θ*)|<2/7, cent(0-10)
Entries 215
Mean 1.021
Std Dev 0
data
sig+res
res
Yields
M(K+,K-)

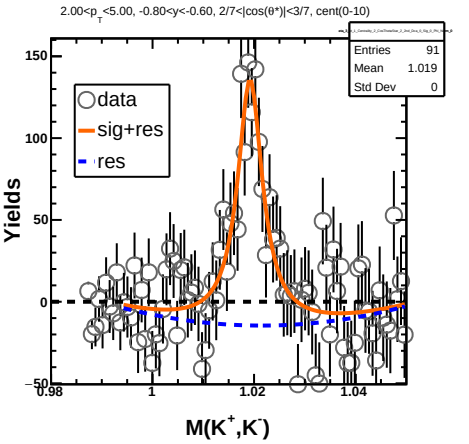
2.00<p_T<5.00, -0.80<y<-0.60, 2/7<|cos(θ*)|<3/7, cent(0-10)
Entries 91
Mean 1.019
Std Dev 0
data
sig+res
res
Yields
M(K+,K-)

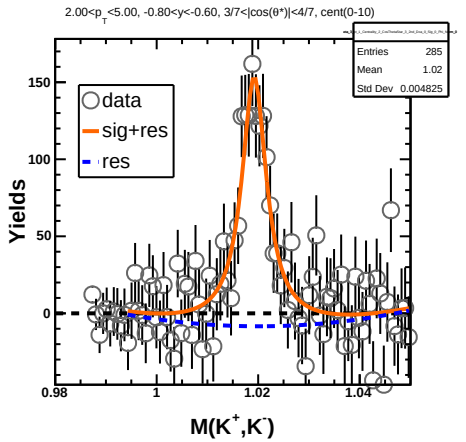
2.00<p_T<5.00, -0.80<y<-0.60, 3/7<|cos(θ*)|<4/7, cent(0-10)
Entries 285
Mean 1.02
Std Dev 0.004825
data
sig+res
res
Yields
M(K+,K-)

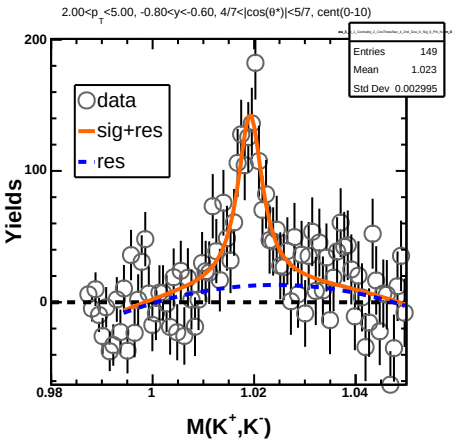
2.00<p_T<5.00, -0.80<y<-0.60, 4/7<|cos(θ*)|<5/7, cent(0-10)
Entries 149
Mean 1.023
Std Dev 0.002995
data
sig+res
res
Yields
M(K+,K-)

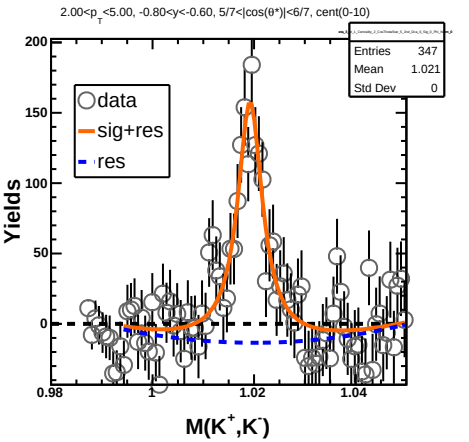
2.00<p_T<5.00, -0.80<y<-0.60, 5/7<|cos(θ*)|<6/7, cent(0-10)
Entries 347
Mean 1.021
Std Dev 0
data
sig+res
res
Yields
M(K+,K-)

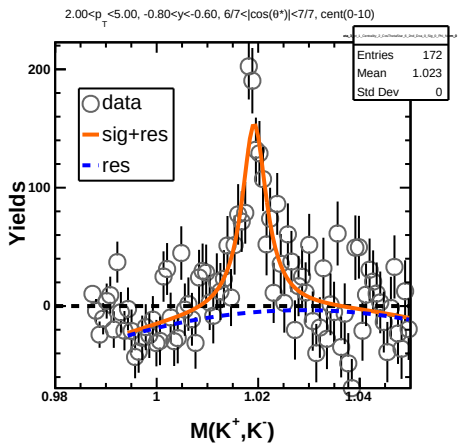
2.00<p_T<5.00, -0.80<y<-0.60, 6/7<|cos(θ*)|<7/7, cent(0-10)
Entries 172
Mean 1.023
Std Dev 0
data
sig+res
res
Yields
M(K+,K-)

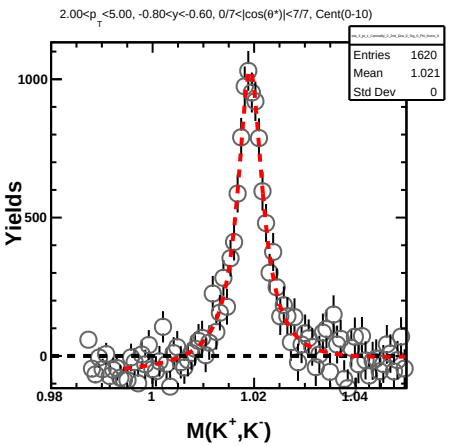
2.00<p_T<5.00, -0.80<y<-0.60, 0/7<|cos(θ*)|<7/7, Cent(0-10)
Entries 1620
Mean 1.021
Std Dev 0
Yields
M(K+,K-)

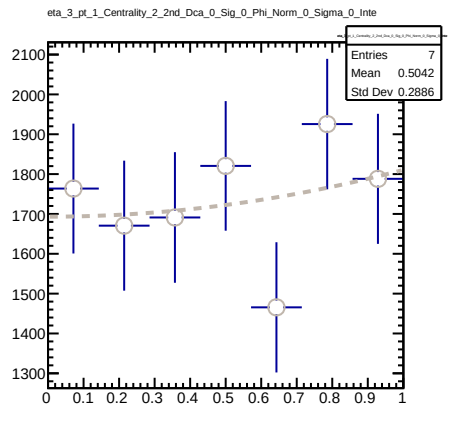
eta_3_pt_1_Centrality_2_2nd_Dca_0_Sig_0_Phi_Norm_0_Sigma_0_Inte
Entries 7
Mean 0.5042
Std Dev 0.2886

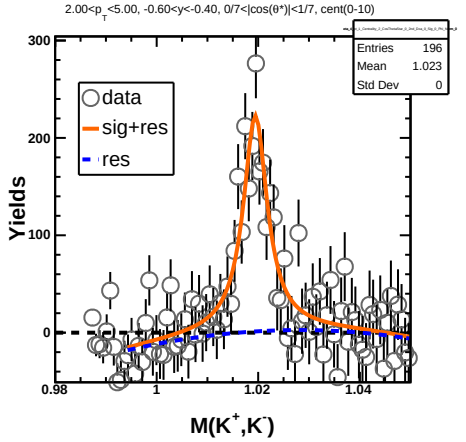
2.00<p_T<5.00, -0.60<y<-0.40, 0/7<|cos(θ*)|<1/7, cent(0-10)
Entries 196
Mean 1.023
Std Dev 0
data
sig+res
res
Yields
M(K+,K-)

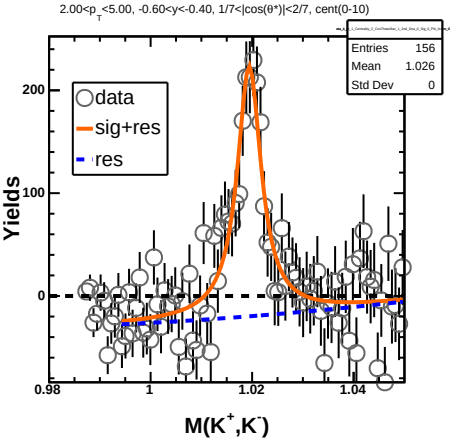
2.00<p_T<5.00, -0.60<y<-0.40, 1/7<|cos(θ*)|<2/7, cent(0-10)
Entries 156
Mean 1.026
Std Dev 0
data
sig+res
res
Yields
M(K+,K-)

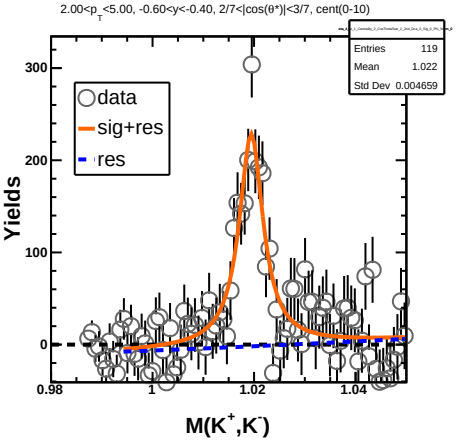
2.00<p_T<5.00, -0.60<y<-0.40, 2/7<|cos(θ*)|<3/7, cent(0-10)
Entries 119
Mean 1.022
Std Dev 0.004659
data
sig+res
res
Yields
M(K+,K-)

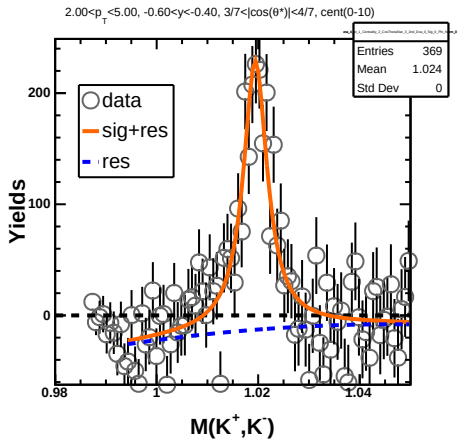
2.00<p_T<5.00, -0.60<y<-0.40, 3/7<|cos(θ*)|<4/7, cent(0-10)
Entries 369
Mean 1.024
Std Dev 0
data
sig+res
res
Yields
M(K+,K-)

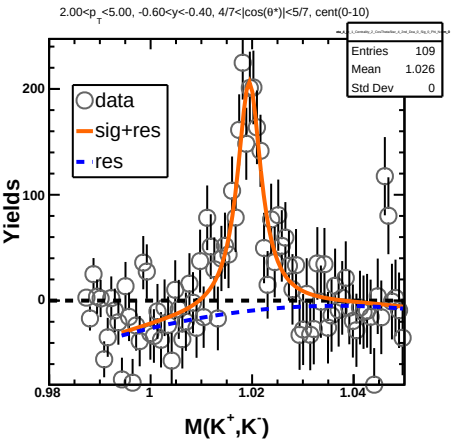
2.00<p_T<5.00, -0.60<y<-0.40, 4/7<|cos(θ*)|<5/7, cent(0-10)
Entries 109
Mean 1.026
Std Dev 0
data
sig+res
res
Yields
M(K+,K-)

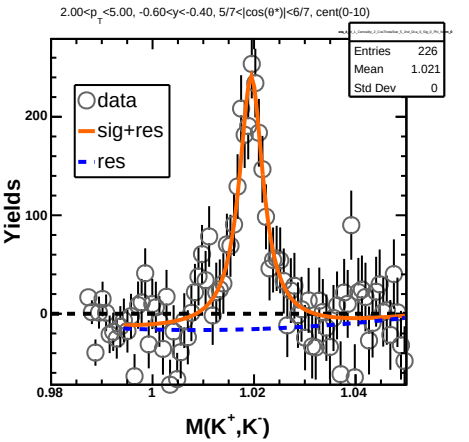
2.00<p_T<5.00, -0.60<y<-0.40, 5/7<|cos(θ*)|<6/7, cent(0-10)
Entries 226
Mean 1.021
Std Dev 0
data
sig+res
res
Yields
M(K+,K-)

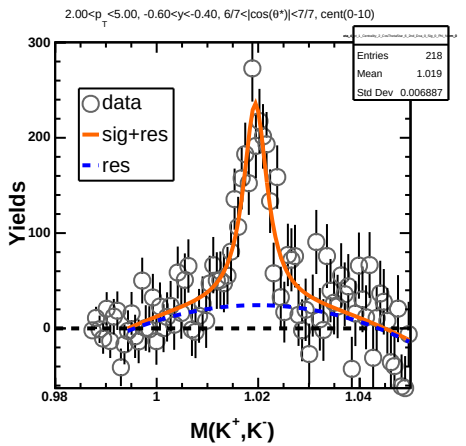
2.00<p_T<5.00, -0.60<y<-0.40, 6/7<|cos(θ*)|<7/7, cent(0-10)
Entries 218
Mean 1.019
Std Dev 0.006887
data
sig+res
res
Yields
M(K+,K-)

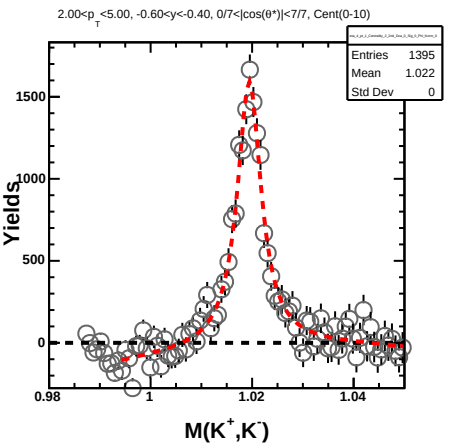
2.00<p_T<5.00, -0.60<y<-0.40, 0/7<|cos(θ*)|<7/7, Cent(0-10)
Entries 1395
Mean 1.022
Std Dev 0
Yields
M(K+,K-)

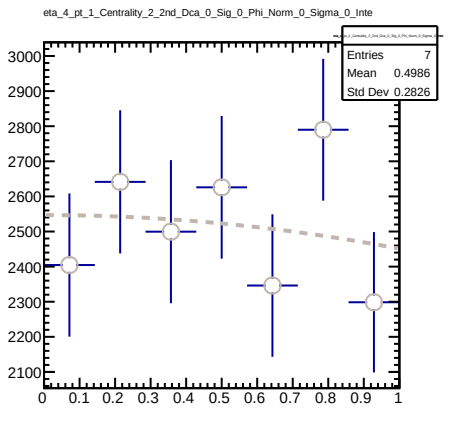
eta_4_pt_1_Centrality_2_2nd_Dca_0_Sig_0_Phi_Norm_0_Sigma_0_Inte
Entries 7
Mean 0.4986
Std Dev 0.2826

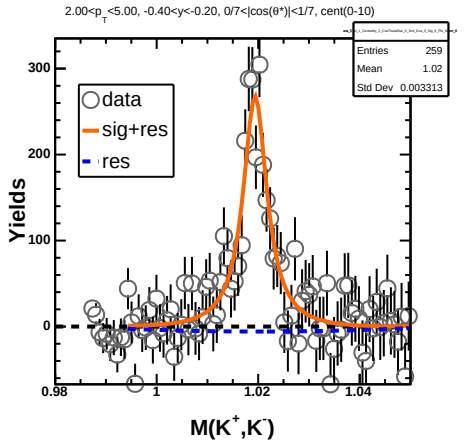
2.00<p_T<5.00, -0.40<y<-0.20, 0/7<|cos(θ*)|<1/7, cent(0-10)
Entries 259
Mean 1.02
Std Dev 0.003313
data
sig+res
res
Yields
M(K+,K-)

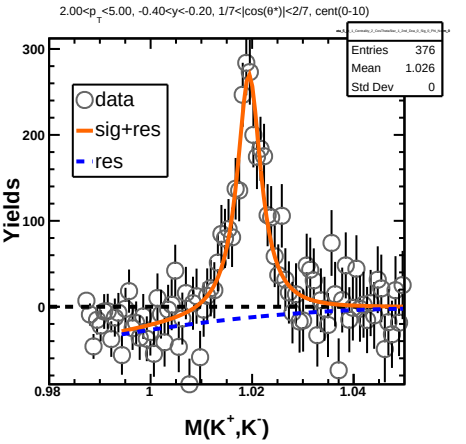
2.00<p_T<5.00, -0.40<y<-0.20, 1/7<|cos(θ*)|<2/7, cent(0-10)
Entries 376
Mean 1.026
Std Dev 0
data
sig+res
res
Yields
M(K+,K-)

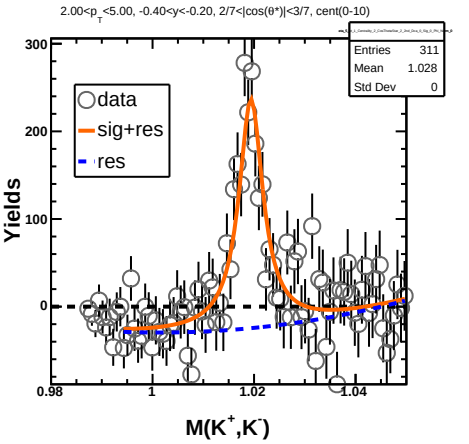
2.00<p_T<5.00, -0.40<y<-0.20, 2/7<|cos(θ*)|<3/7, cent(0-10)
Entries 311
Mean 1.028
Std Dev 0
data
sig+res
res
Yields
M(K+,K-)

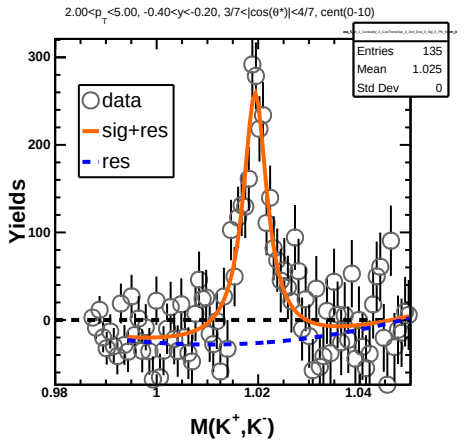
2.00<p_T<5.00, -0.40<y<-0.20, 3/7<|cos(θ*)|<4/7, cent(0-10)
Entries 135
Mean 1.025
Std Dev 0
data
sig+res
res
Yields
M(K+,K-)

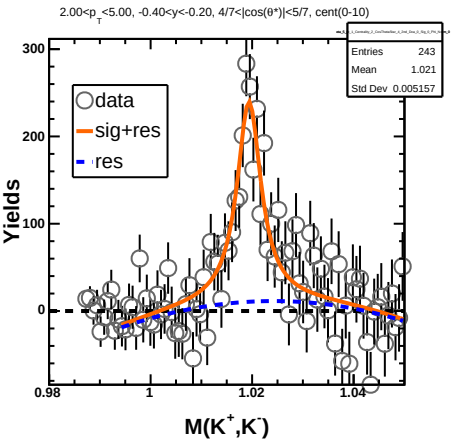
2.00<p_T<5.00, -0.40<y<-0.20, 4/7<|cos(θ*)|<5/7, cent(0-10)
Entries 243
Mean 1.021
Std Dev 0.005157
data
sig+res
res
Yields
M(K+,K-)

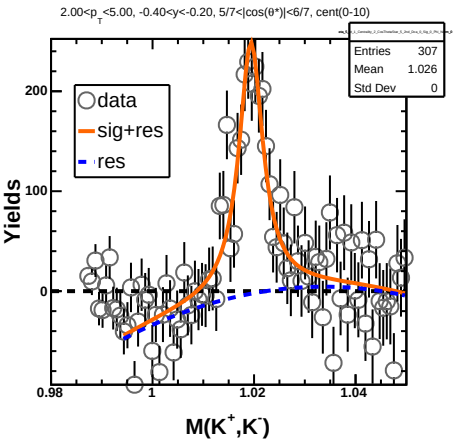
2.00<p_T<5.00, -0.40<y<-0.20, 5/7<|cos(θ*)|<6/7, cent(0-10)
Entries 307
Mean 1.026
Std Dev 0
data
sig+res
res
Yields
M(K+,K-)

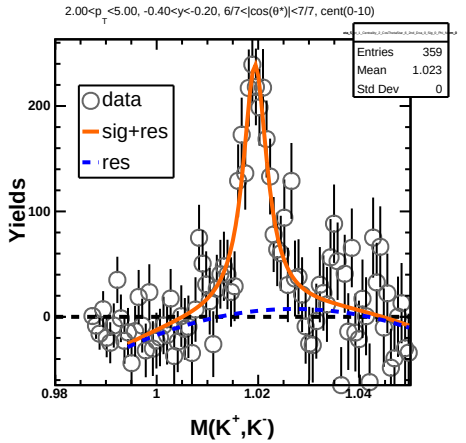
2.00<p_T<5.00, -0.40<y<-0.20, 6/7<|cos(θ*)|<7/7, cent(0-10)
Entries 359
Mean 1.023
Std Dev 0
data
sig+res
res
Yields
M(K+,K-)

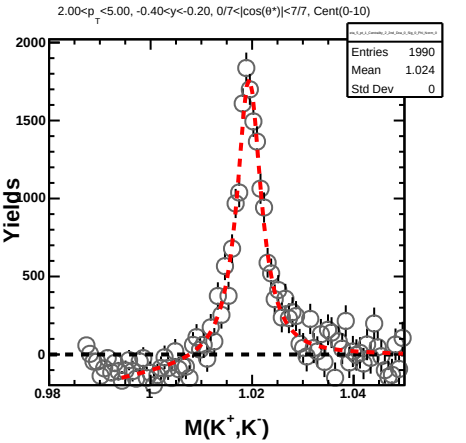
2.00<p_T<5.00, -0.40<y<-0.20, 0/7<|cos(θ*)|<7/7, Cent(0-10)
Entries 1990
Mean 1.024
Std Dev 0
Yields
M(K+,K-)

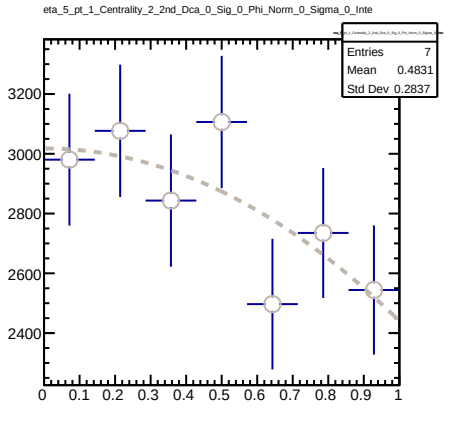
eta_5_pt_1_Centrality_2_2nd_Dca_0_Sig_0_Phi_Norm_0_Sigma_0_Inte
Entries 7
Mean 0.4831
Std Dev 0.2837

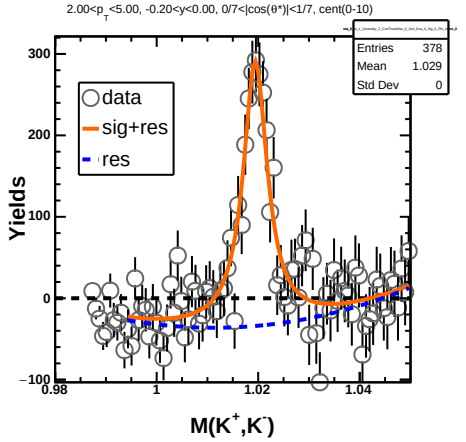
2.00<p_T<5.00, -0.20<y<0.00, 0/7<|cos(θ*)|<1/7, cent(0-10)
Entries 378
Mean 1.029
Std Dev 0
data
sig+res
res
Yields
M(K+,K-)

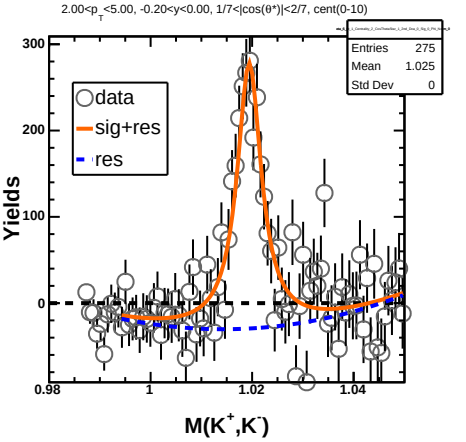
2.00<p_T<5.00, -0.20<y<0.00, 1/7<|cos(θ*)|<2/7, cent(0-10)
Entries 275
Mean 1.025
Std Dev 0
data
sig+res
res
Yields
M(K+,K-)

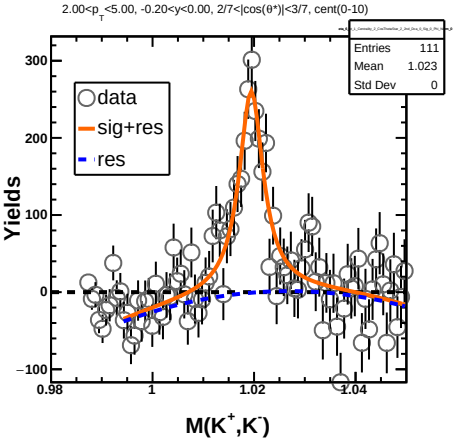
2.00<p_T<5.00, -0.20<y<0.00, 2/7<|cos(θ*)|<3/7, cent(0-10)
Entries 111
Mean 1.023
Std Dev 0
data
sig+res
res
Yields
M(K+,K-)

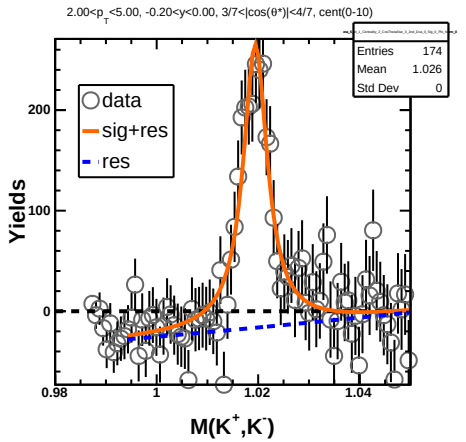
2.00<p_T<5.00, -0.20<y<0.00, 3/7<|cos(θ*)|<4/7, cent(0-10)
Entries 174
Mean 1.026
Std Dev 0
data
sig+res
res
Yields
M(K+,K-)

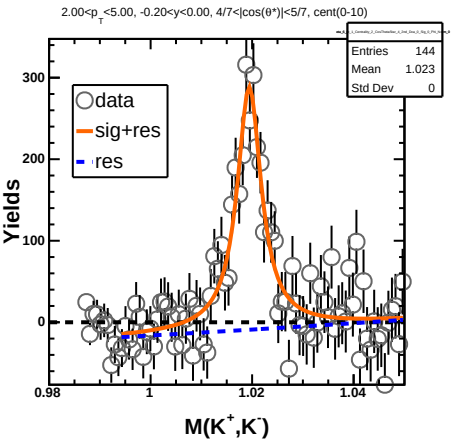
2.00<p_T<5.00, -0.20<y<0.00, 4/7<|cos(θ*)|<5/7, cent(0-10)
Entries 144
Mean 1.023
Std Dev 0
data
sig+res
res
Yields
M(K+,K-)

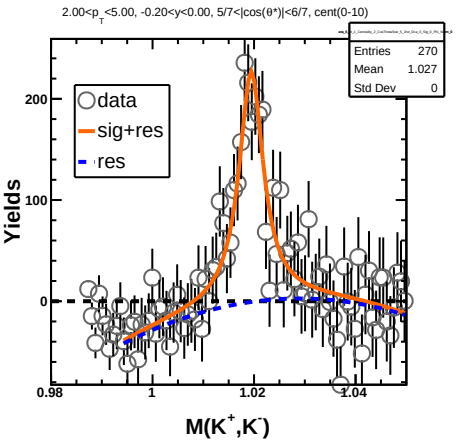
2.00<p_T<5.00, -0.20<y<0.00, 5/7<|cos(θ*)|<6/7, cent(0-10)
Entries 270
Mean 1.027
Std Dev 0
data
sig+res
res
Yields
M(K+,K-)

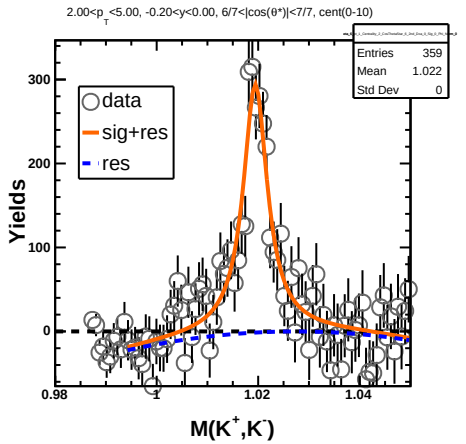
2.00<p_T<5.00, -0.20<y<0.00, 6/7<|cos(θ*)|<7/7, cent(0-10)
Entries 359
Mean 1.022
Std Dev 0
data
sig+res
res
Yields
M(K+,K-)

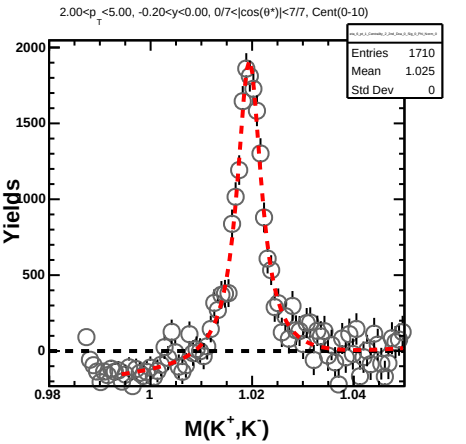
2.00<p_T<5.00, -0.20<y<0.00, 0/7<|cos(θ*)|<7/7, Cent(0-10)
Entries 1710
Mean 1.025
Std Dev 0
Yields
M(K+,K-)

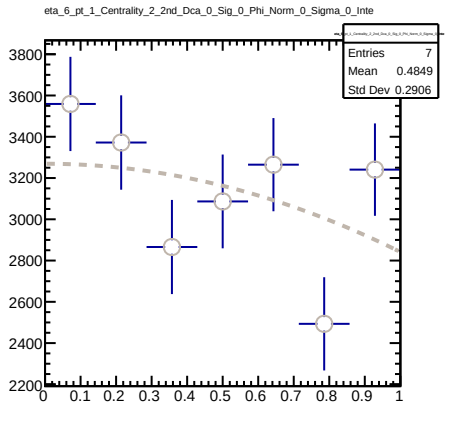
eta_6_pt_1_Centrality_2_2nd_Dca_0_Sig_0_Phi_Norm_0_Sigma_0_Inte
Entries 7
Mean 0.4849
Std Dev 0.2906

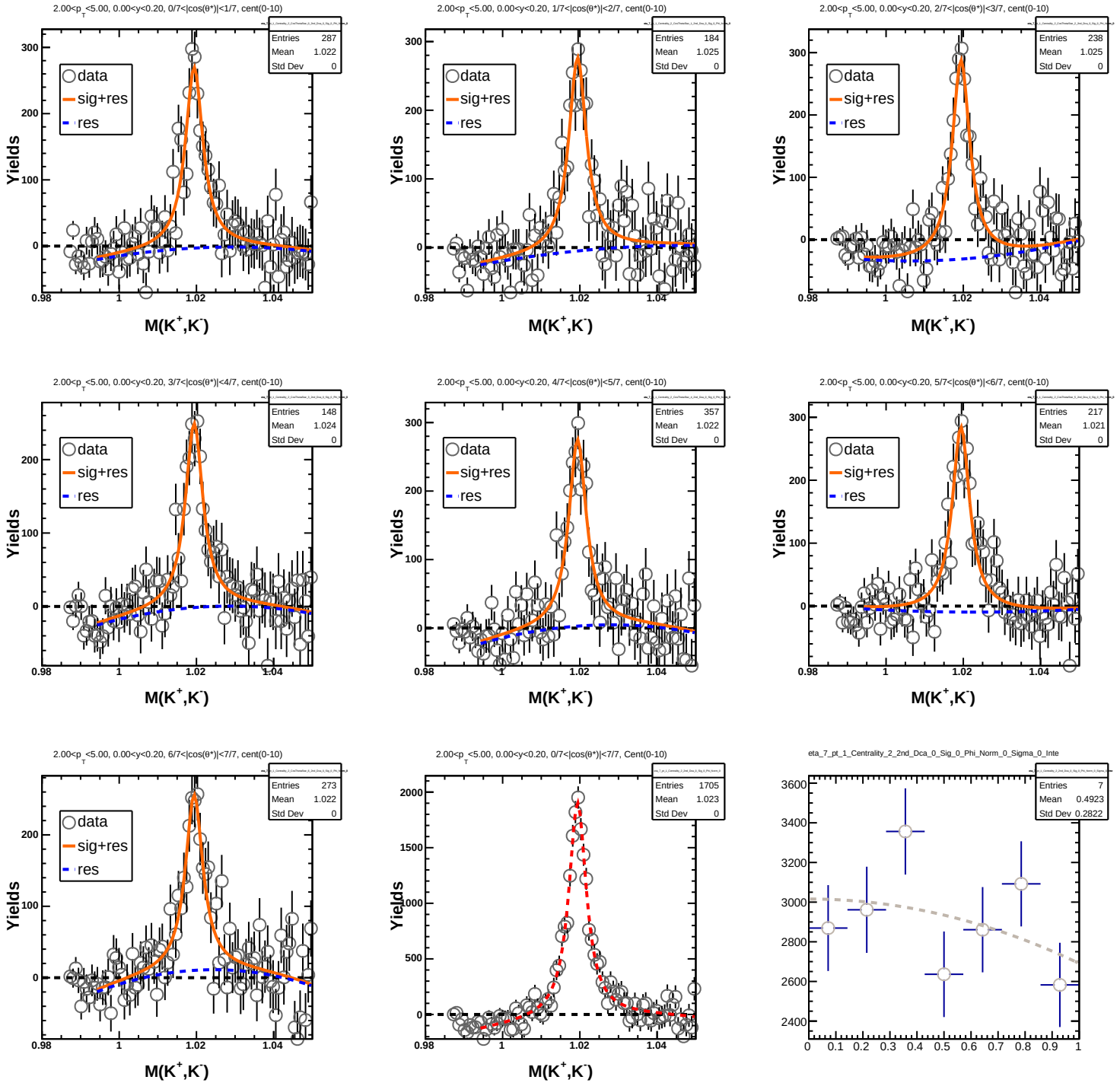
2.00<p_T<5.00, 0.00<y<0.20, 0/7<|cos(θ*)|<1/7, cent(0-10)
Entries 287
Mean 1.022
Std Dev 0
2.00<p_T<5.00, 0.00<y<0.20, 1/7<|cos(θ*)|<2/7, cent(0-10)
Entries 184
Mean 1.025
Std Dev 0
2.00<p_T<5.00, 0.00<y<0.20, 2/7<|cos(θ*)|<3/7, cent(0-10)
Entries 238
Mean 1.025
Std Dev 0
2.00<p_T<5.00, 0.00<y<0.20, 3/7<|cos(θ*)|<4/7, cent(0-10)
Entries 148
Mean 1.024
Std Dev 0
2.00<p_T<5.00, 0.00<y<0.20, 4/7<|cos(θ*)|<5/7, cent(0-10)
Entries 357
Mean 1.022
Std Dev 0
2.00<p_T<5.00, 0.00<y<0.20, 5/7<|cos(θ*)|<6/7, cent(0-10)
Entries 217
Mean 1.021
Std Dev 0
2.00<p_T<5.00, 0.00<y<0.20, 6/7<|cos(θ*)|<7/7, cent(0-10)
Entries 273
Mean 1.022
Std Dev 0
2.00<p_T<5.00, 0.00<y<0.20, 0/7<|cos(θ*)|<7/7, Cent(0-10)
Entries 1705
Mean 1.023
Std Dev 0
eta_7_pt_1_Centrality_2_2nd_Dca_0_Sig_0_Phi_Norm_0_Sigma_0_Inte
Entries 7
Mean 0.4923
Std Dev 0.2822
data
sig+res
res
Yields
M(K+,K-)

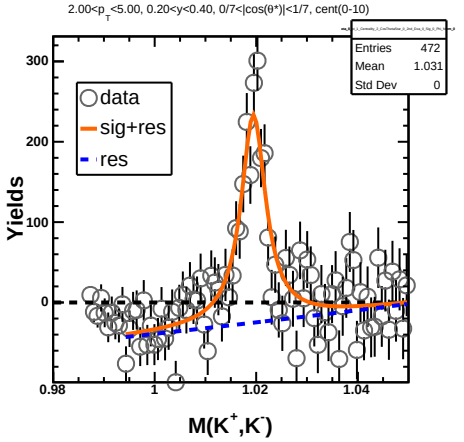
2.00<p_T<5.00, 0.20<y<0.40, 0/7<|cos(θ*)|<1/7, cent(0-10)
Entries 472
Mean 1.031
Std Dev 0
data
sig+res
res
Yields
M(K+,K-)

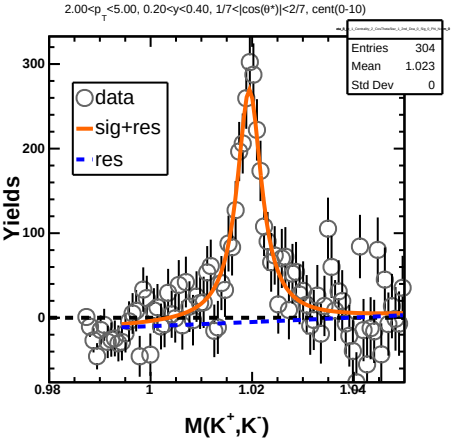
2.00<p_T<5.00, 0.20<y<0.40, 1/7<|cos(θ*)|<2/7, cent(0-10)
Entries 304
Mean 1.023
Std Dev 0
data
sig+res
res
Yields
M(K+,K-)

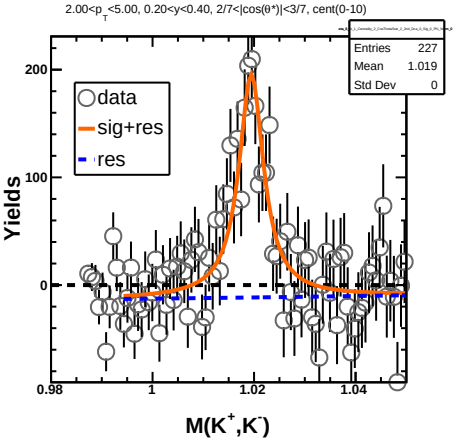
2.00<p_T<5.00, 0.20<y<0.40, 2/7<|cos(θ*)|<3/7, cent(0-10)
Entries 227
Mean 1.019
Std Dev 0
data
sig+res
res
Yields
M(K+,K-)

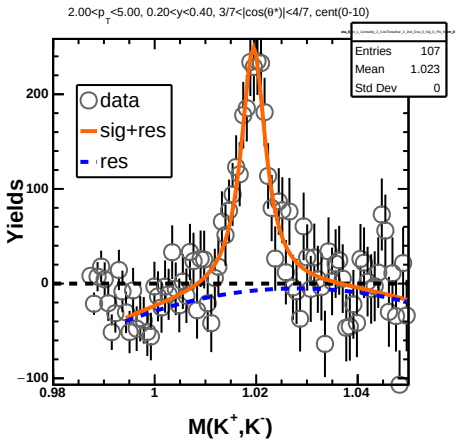
2.00<p_T<5.00, 0.20<y<0.40, 3/7<|cos(θ*)|<4/7, cent(0-10)
Entries 107
Mean 1.023
Std Dev 0
data
sig+res
res
Yields
M(K+,K-)

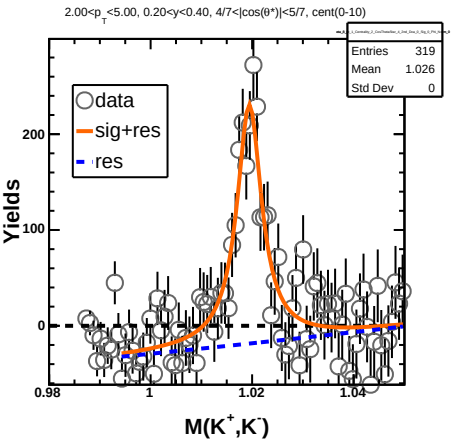
2.00<p_T<5.00, 0.20<y<0.40, 4/7<|cos(θ*)|<5/7, cent(0-10)
Entries 319
Mean 1.026
Std Dev 0
data
sig+res
res
Yields
M(K+,K-)

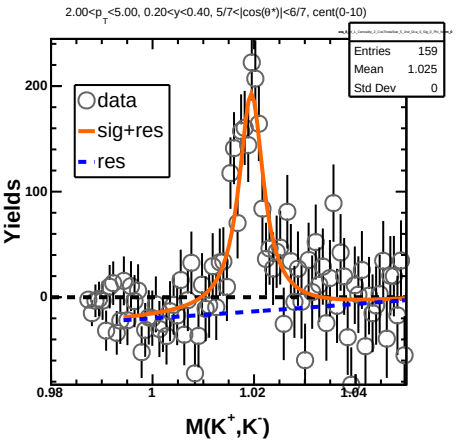
2.00<p_T<5.00, 0.20<y<0.40, 5/7<|cos(θ*)|<6/7, cent(0-10)
Entries 159
Mean 1.025
Std Dev 0
data
sig+res
res
Yields
M(K+,K-)

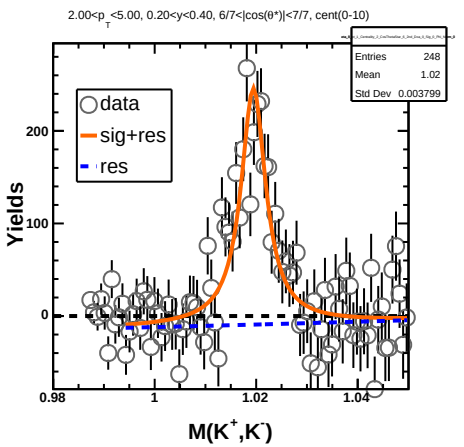
2.00<p_T<5.00, 0.20<y<0.40, 6/7<|cos(θ*)|<7/7, cent(0-10)
Entries 248
Mean 1.02
Std Dev 0.003799
data
sig+res
res
Yields
M(K+,K-)

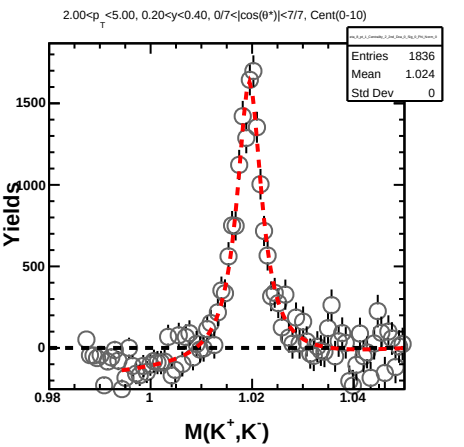
2.00<p_T<5.00, 0.20<y<0.40, 0/7<|cos(θ*)|<7/7, Cent(0-10)
Entries 1836
Mean 1.024
Std Dev 0
Yields
M(K+,K-)

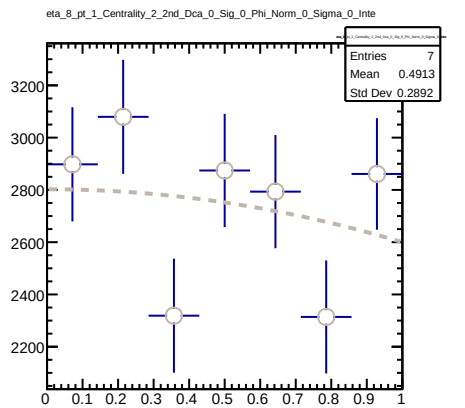
eta_8_pt_1_Centrality_2_2nd_Dca_0_Sig_0_Phi_Norm_0_Sigma_0_Inte
Entries 7
Mean 0.4913
Std Dev 0.2892

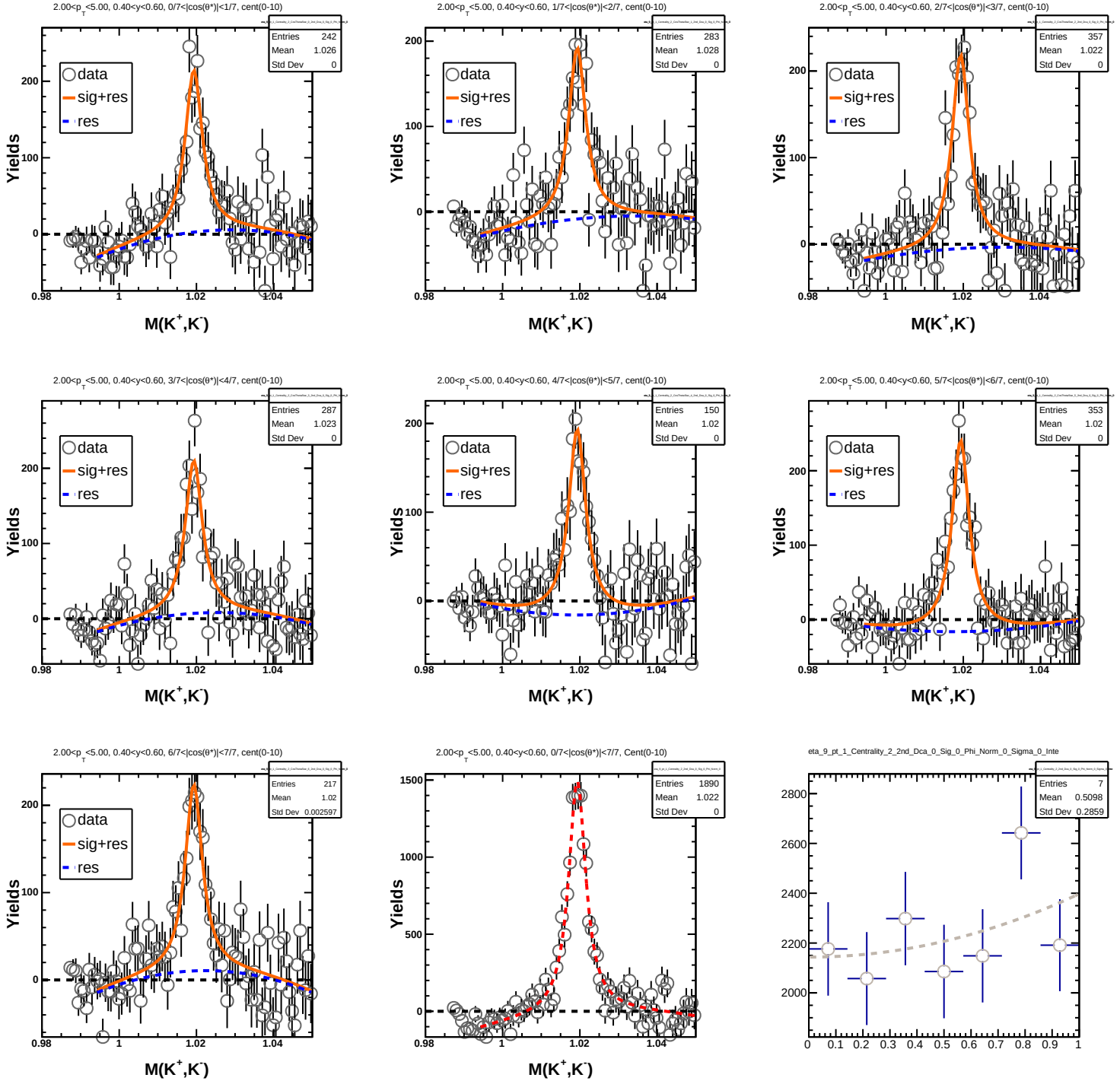
2.00<p_T<5.00, 0.40<y<0.60, 0/7<|cos(θ*)|<1/7, cent(0-10)
Entries 242
Mean 1.026
Std Dev 0
2.00<p_T<5.00, 0.40<y<0.60, 1/7<|cos(θ*)|<2/7, cent(0-10)
Entries 283
Mean 1.028
Std Dev 0
2.00<p_T<5.00, 0.40<y<0.60, 2/7<|cos(θ*)|<3/7, cent(0-10)
Entries 357
Mean 1.022
Std Dev 0
2.00<p_T<5.00, 0.40<y<0.60, 3/7<|cos(θ*)|<4/7, cent(0-10)
Entries 287
Mean 1.023
Std Dev 0
2.00<p_T<5.00, 0.40<y<0.60, 4/7<|cos(θ*)|<5/7, cent(0-10)
Entries 150
Mean 1.02
Std Dev 0
2.00<p_T<5.00, 0.40<y<0.60, 5/7<|cos(θ*)|<6/7, cent(0-10)
Entries 353
Mean 1.02
Std Dev 0
2.00<p_T<5.00, 0.40<y<0.60, 6/7<|cos(θ*)|<7/7, cent(0-10)
Entries 217
Mean 1.02
Std Dev 0.002597
2.00<p_T<5.00, 0.40<y<0.60, 0/7<|cos(θ*)|<7/7, Cent(0-10)
Entries 1890
Mean 1.022
Std Dev 0
eta_9_pt_1_Centrality_2_2nd_Dca_0_Sig_0_Phi_Norm_0_Sigma_0_Inte
Entries 7
Mean 0.5098
Std Dev 0.2859
data
sig+res
res
Yields
M(K+,K-)

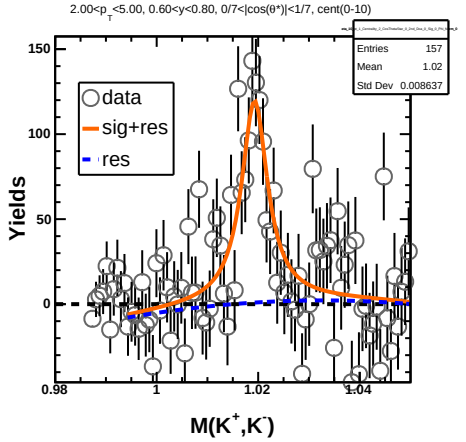
2.00<p_T<5.00, 0.60<y<0.80, 0/7<|cos(θ*)|<1/7, cent(0-10)
Entries 157
Mean 1.02
Std Dev 0.008637
data
sig+res
res
Yields
M(K+,K-)

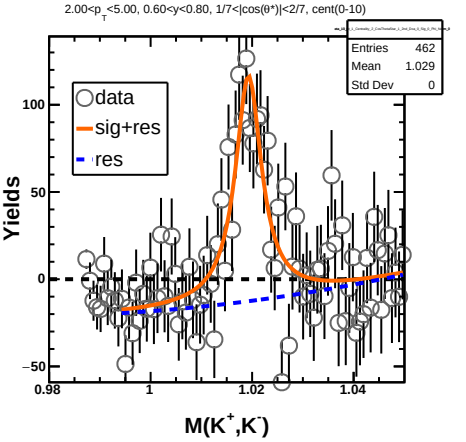
2.00<p_T<5.00, 0.60<y<0.80, 1/7<|cos(θ*)|<2/7, cent(0-10)
Entries 462
Mean 1.029
Std Dev 0
data
sig+res
res
Yields
M(K+,K-)

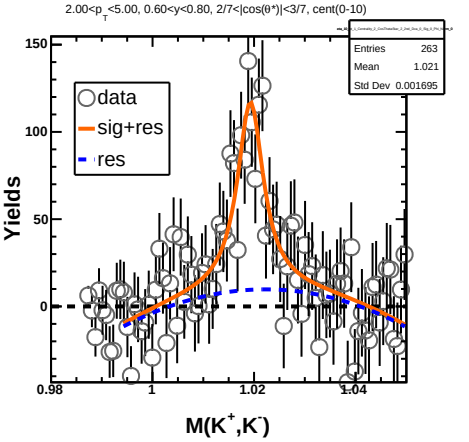
2.00<p_T<5.00, 0.60<y<0.80, 2/7<|cos(θ*)|<3/7, cent(0-10)
Entries 263
Mean 1.021
Std Dev 0.001695
data
sig+res
res
Yields
M(K+,K-)

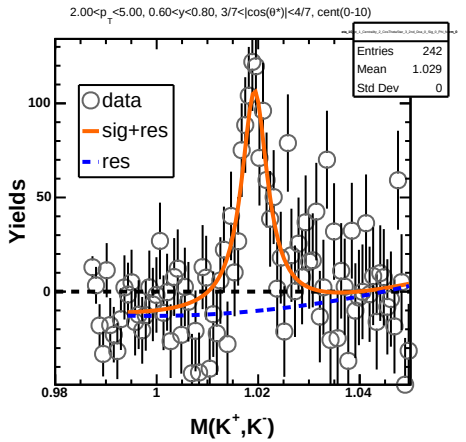
2.00<p_T<5.00, 0.60<y<0.80, 3/7<|cos(θ*)|<4/7, cent(0-10)
Entries 242
Mean 1.029
Std Dev 0
data
sig+res
res
Yields
M(K+,K-)

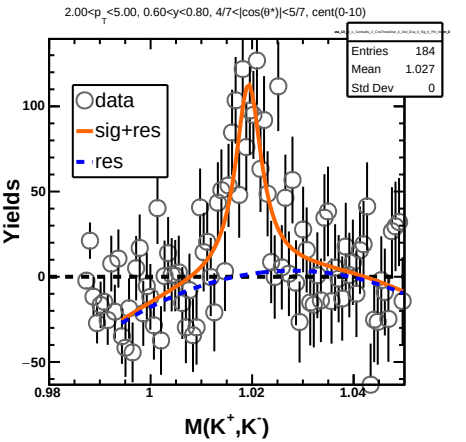
2.00<p_T<5.00, 0.60<y<0.80, 4/7<|cos(θ*)|<5/7, cent(0-10)
Entries 184
Mean 1.027
Std Dev 0
data
sig+res
res
Yields
M(K+,K-)

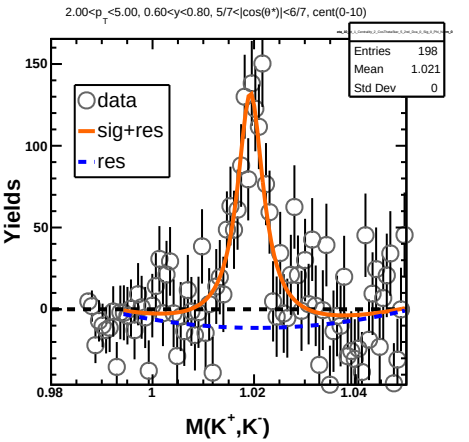
2.00<p_T<5.00, 0.60<y<0.80, 5/7<|cos(θ*)|<6/7, cent(0-10)
Entries 198
Mean 1.021
Std Dev 0
data
sig+res
res
Yields
M(K+,K-)

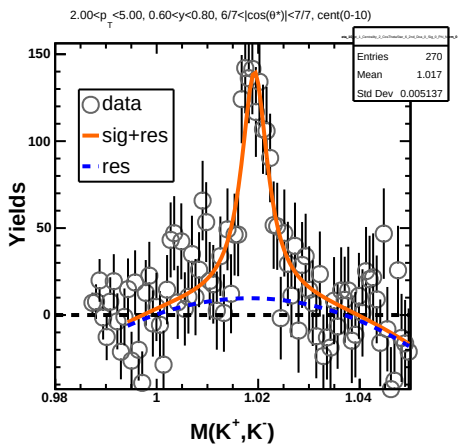
2.00<p_T<5.00, 0.60<y<0.80, 6/7<|cos(θ*)|<7/7, cent(0-10)
Entries 270
Mean 1.017
Std Dev 0.005137
data
sig+res
res
Yields
M(K+,K-)

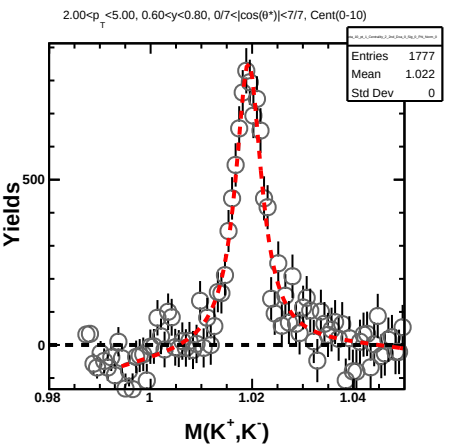
2.00<p_T<5.00, 0.60<y<0.80, 0/7<|cos(θ*)|<7/7, Cent(0-10)
Entries 1777
Mean 1.022
Std Dev 0
Yields
M(K+,K-)

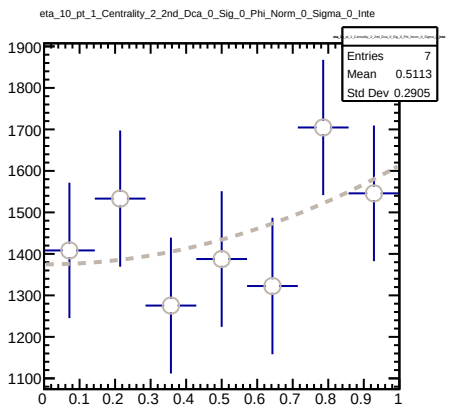
eta_10_pt_1_Centrality_2_2nd_Dca_0_Sig_0_Phi_Norm_0_Sigma_0_Inte
Entries 7
Mean 0.5113
Std Dev 0.2905

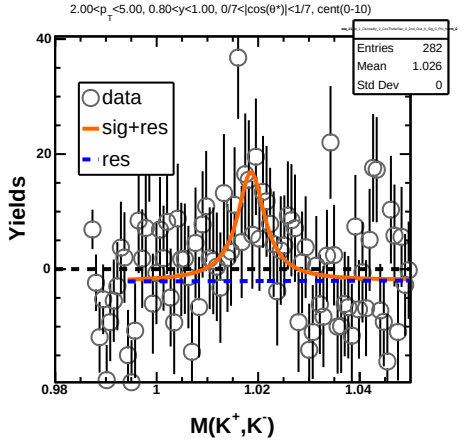
2.00<p_T<5.00, 0.80<y<1.00, 0/7<|cos(θ*)|<1/7, cent(0-10)
Entries 282
Mean 1.026
Std Dev 0
data
sig+res
res
Yields
M(K+,K-)

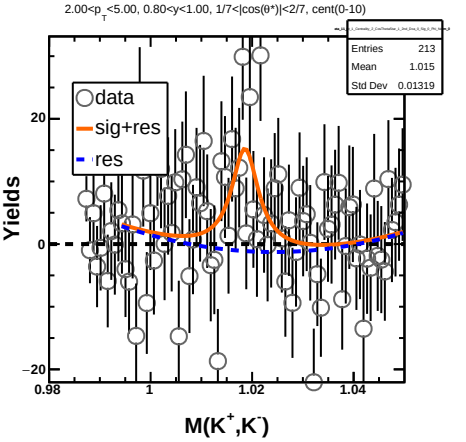
2.00<p_T<5.00, 0.80<y<1.00, 1/7<|cos(θ*)|<2/7, cent(0-10)
Entries 213
Mean 1.015
Std Dev 0.01319
data
sig+res
res
Yields
M(K+,K-)

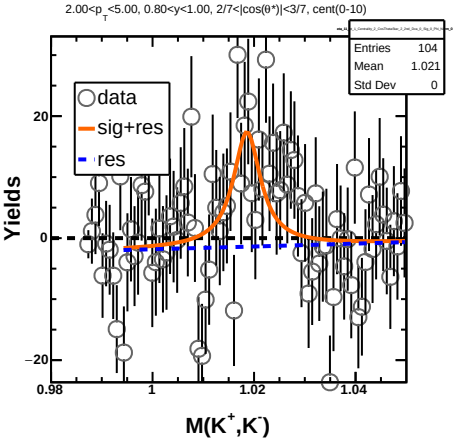
2.00<p_T<5.00, 0.80<y<1.00, 2/7<|cos(θ*)|<3/7, cent(0-10)
Entries 104
Mean 1.021
Std Dev 0
data
sig+res
res
Yields
M(K+,K-)

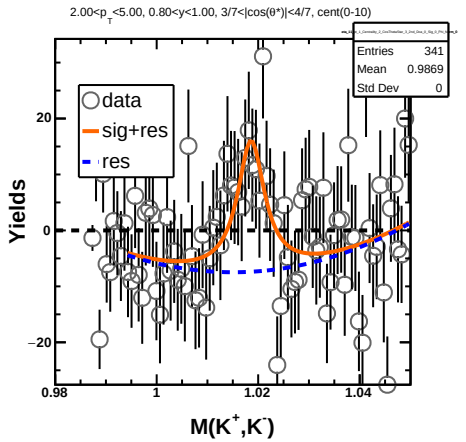
2.00<p_T<5.00, 0.80<y<1.00, 3/7<|cos(θ*)|<4/7, cent(0-10)
Entries 341
Mean 0.9869
Std Dev 0
data
sig+res
res
Yields
M(K+,K-)

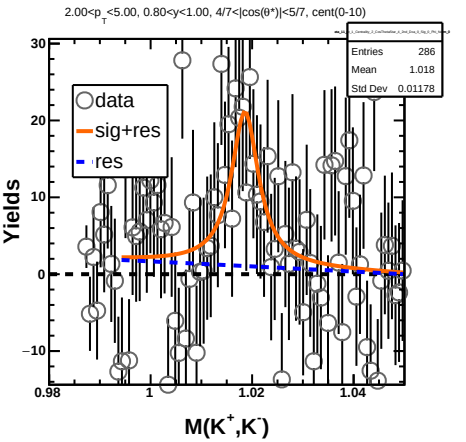
2.00<p_T<5.00, 0.80<y<1.00, 4/7<|cos(θ*)|<5/7, cent(0-10)
Entries 286
Mean 1.018
Std Dev 0.01178
data
sig+res
res
Yields
M(K+,K-)

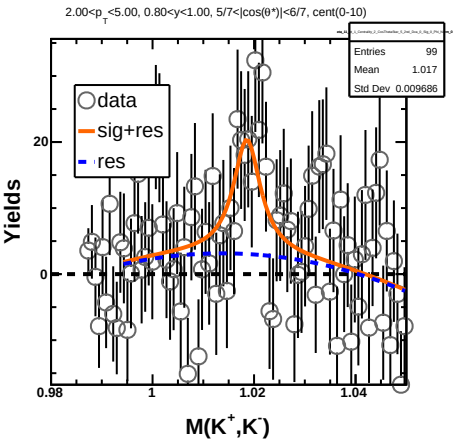
2.00<p_T<5.00, 0.80<y<1.00, 5/7<|cos(θ*)|<6/7, cent(0-10)
Entries 99
Mean 1.017
Std Dev 0.009686
data
sig+res
res
Yields
M(K+,K-)

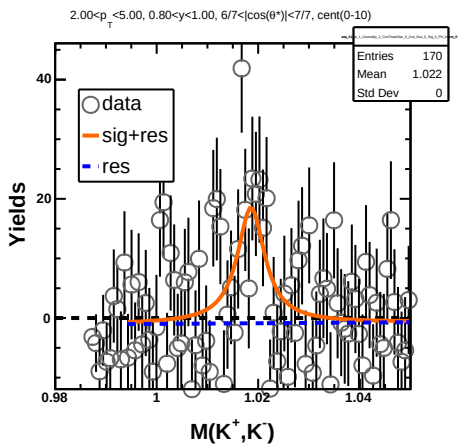
2.00<p_T<5.00, 0.80<y<1.00, 6/7<|cos(θ*)|<7/7, cent(0-10)
Entries 170
Mean 1.022
Std Dev 0
data
sig+res
res
Yields
M(K+,K-)

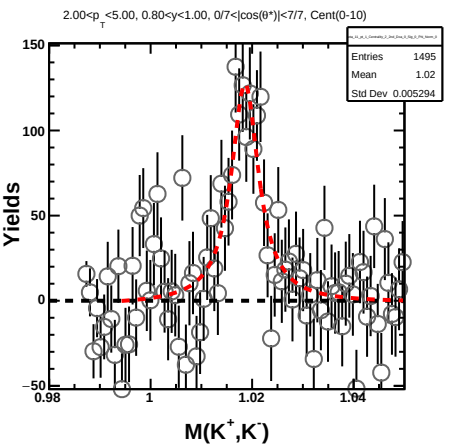
2.00<p_T<5.00, 0.80<y<1.00, 0/7<|cos(θ*)|<7/7, Cent(0-10)
Entries 1495
Mean 1.02
Std Dev 0.005294
Yields
M(K+,K-)

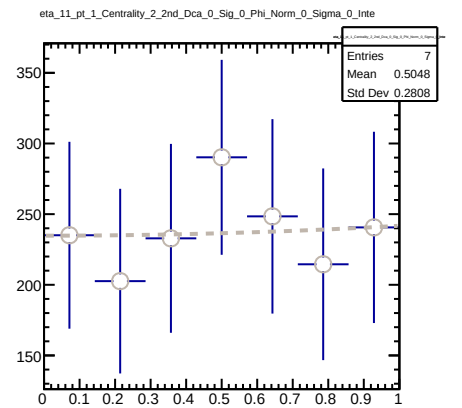
eta_11_pt_1_Centrality_2_2nd_Dca_0_Sig_0_Phi_Norm_0_Sigma_0_Inte
Entries 7
Mean 0.5048
Std Dev 0.2808

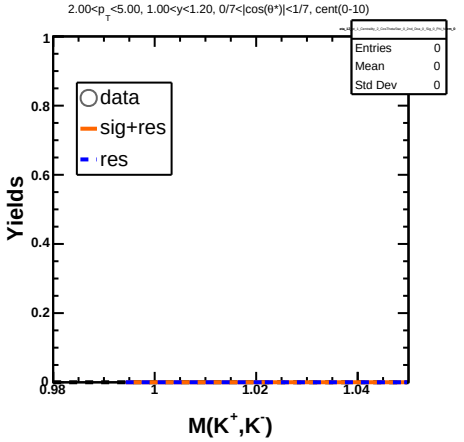
2.00<p_T<5.00, 1.00<y<1.20, 0/7<|cos(θ*)|<1/7, cent(0-10)
Entries 0
Mean 0
Std Dev 0
data
sig+res
res
Yields
M(K+,K-)

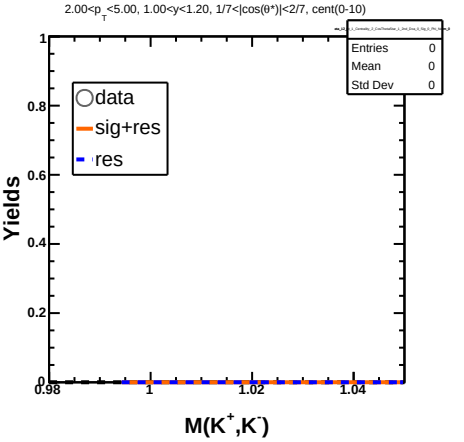
2.00<p_T<5.00, 1.00<y<1.20, 1/7<|cos(θ*)|<2/7, cent(0-10)
Entries 0
Mean 0
Std Dev 0
data
sig+res
res
Yields
M(K+,K-)

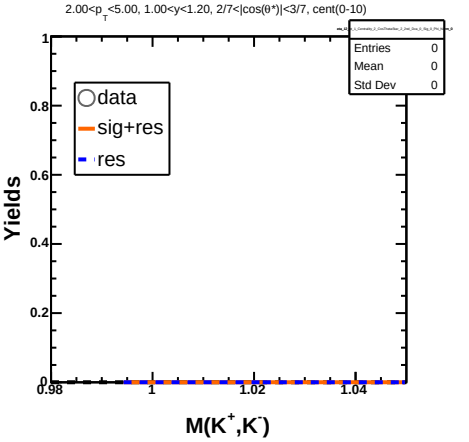
2.00<p_T<5.00, 1.00<y<1.20, 2/7<|cos(θ*)|<3/7, cent(0-10)
Entries 0
Mean 0
Std Dev 0
data
sig+res
res
Yields
M(K+,K-)

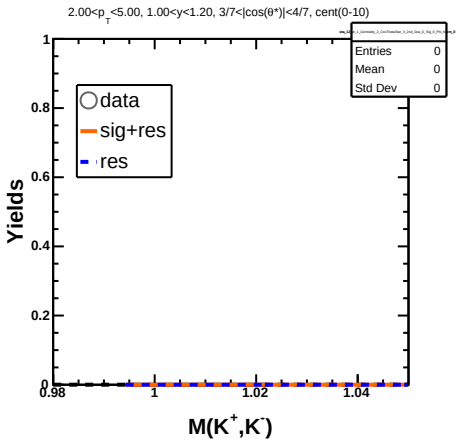
2.00<p_T<5.00, 1.00<y<1.20, 3/7<|cos(θ*)|<4/7, cent(0-10)
Entries 0
Mean 0
Std Dev 0
data
sig+res
res
Yields
M(K+,K-)

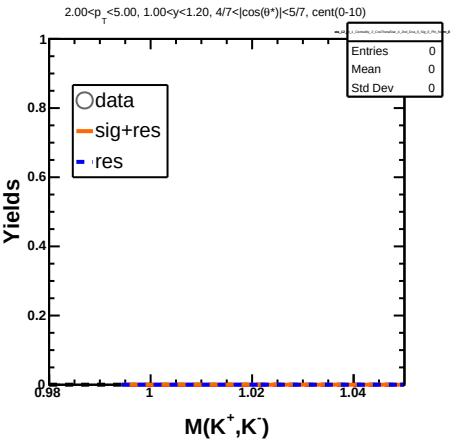
2.00<p_T<5.00, 1.00<y<1.20, 4/7<|cos(θ*)|<5/7, cent(0-10)
Entries 0
Mean 0
Std Dev 0
data
sig+res
res
Yields
M(K+,K-)

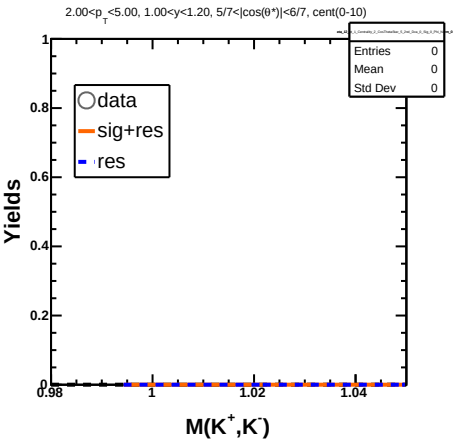
2.00<p_T<5.00, 1.00<y<1.20, 5/7<|cos(θ*)|<6/7, cent(0-10)
Entries 0
Mean 0
Std Dev 0
data
sig+res
res
Yields
M(K+,K-)

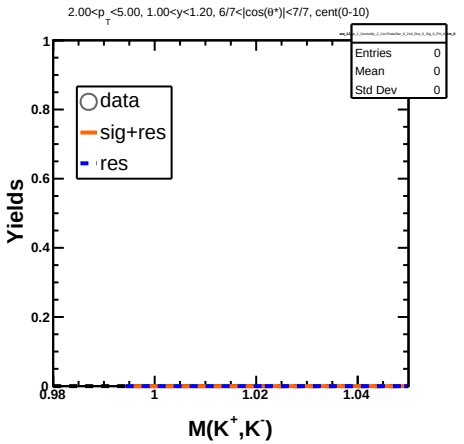
2.00<p_T<5.00, 1.00<y<1.20, 6/7<|cos(θ*)|<7/7, cent(0-10)
Entries 0
Mean 0
Std Dev 0
data
sig+res
res
Yields
M(K+,K-)

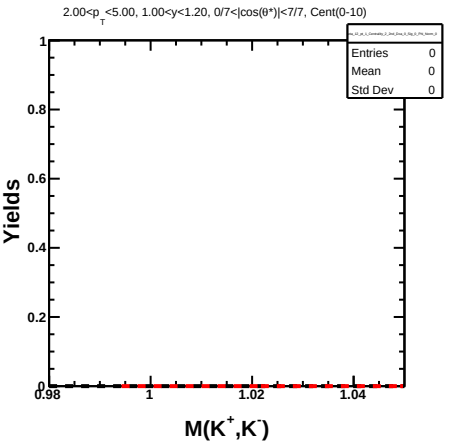
2.00<p_T<5.00, 1.00<y<1.20, 0/7<|cos(θ*)|<7/7, Cent(0-10)
Entries 0
Mean 0
Std Dev 0
Yields
M(K+,K-)

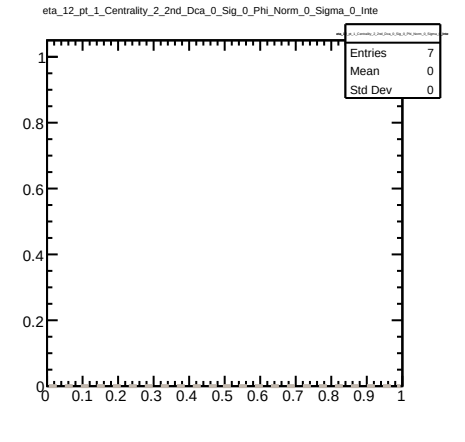
eta_12_pt_1_Centrality_2_2nd_Dca_0_Sig_0_Phi_Norm_0_Sigma_0_Inte
Entries 7
Mean 0
Std Dev 0

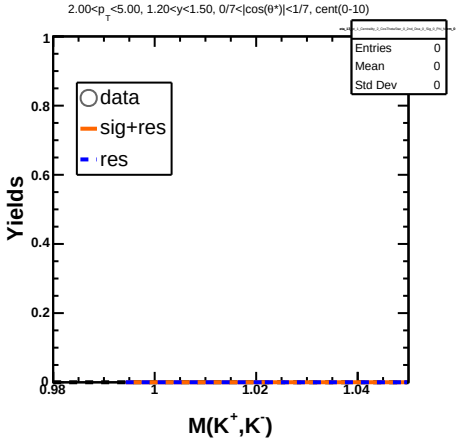
2.00<p_T<5.00, 1.20<y<1.50, 0/7<|cos(θ*)|<1/7, cent(0-10)
Entries 0
Mean 0
Std Dev 0
data
sig+res
res
Yields
M(K+,K-)

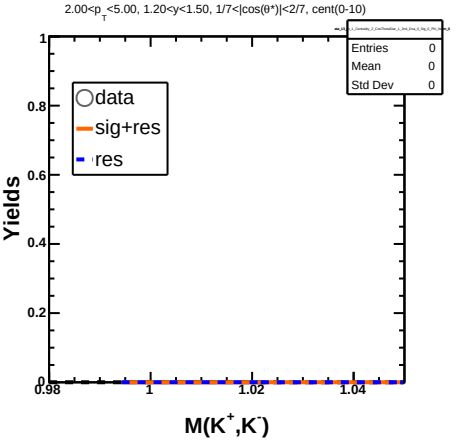
2.00<p_T<5.00, 1.20<y<1.50, 1/7<|cos(θ*)|<2/7, cent(0-10)
Entries 0
Mean 0
Std Dev 0
data
sig+res
res
Yields
M(K+,K-)

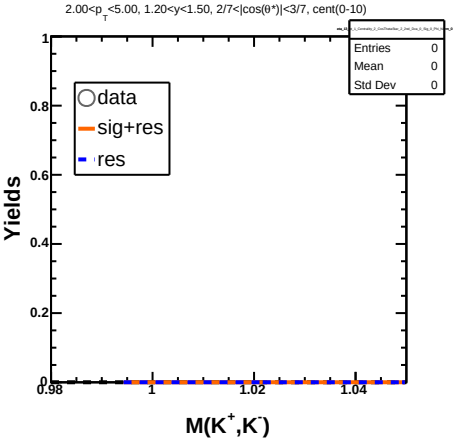
2.00<p_T<5.00, 1.20<y<1.50, 2/7<|cos(θ*)|<3/7, cent(0-10)
Entries 0
Mean 0
Std Dev 0
data
sig+res
res
Yields
M(K+,K-)

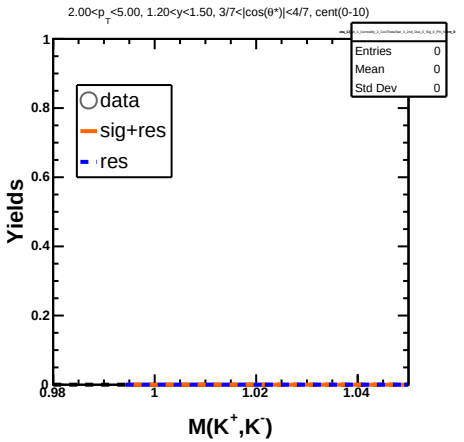
2.00<p_T<5.00, 1.20<y<1.50, 3/7<|cos(θ*)|<4/7, cent(0-10)
Entries 0
Mean 0
Std Dev 0
data
sig+res
res
Yields
M(K+,K-)

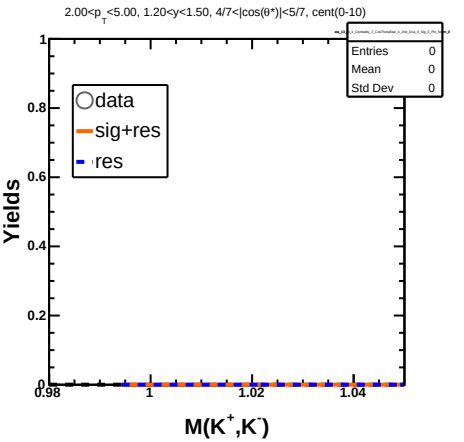
2.00<p_T<5.00, 1.20<y<1.50, 4/7<|cos(θ*)|<5/7, cent(0-10)
Entries 0
Mean 0
Std Dev 0
data
sig+res
res
Yields
M(K+,K-)

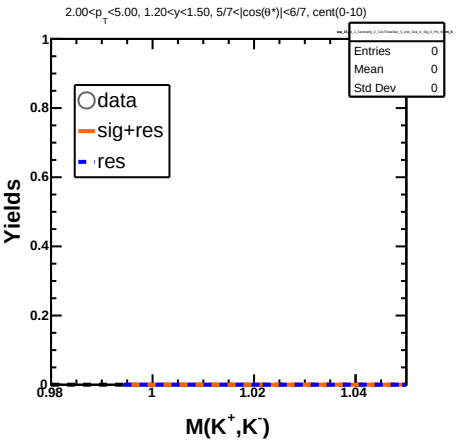
2.00<p_T<5.00, 1.20<y<1.50, 5/7<|cos(θ*)|<6/7, cent(0-10)
Entries 0
Mean 0
Std Dev 0
data
sig+res
res
Yields
M(K+,K-)

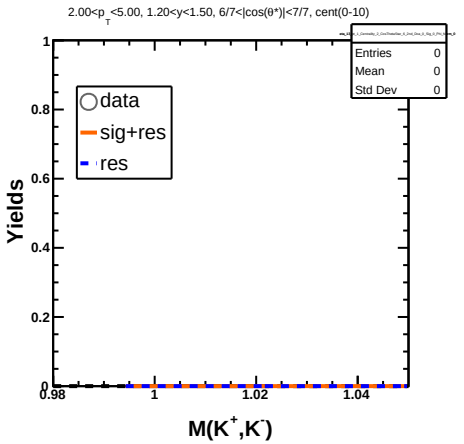
2.00<p_T<5.00, 1.20<y<1.50, 6/7<|cos(θ*)|<7/7, cent(0-10)
Entries 0
Mean 0
Std Dev 0
data
sig+res
res
Yields
M(K+,K-)

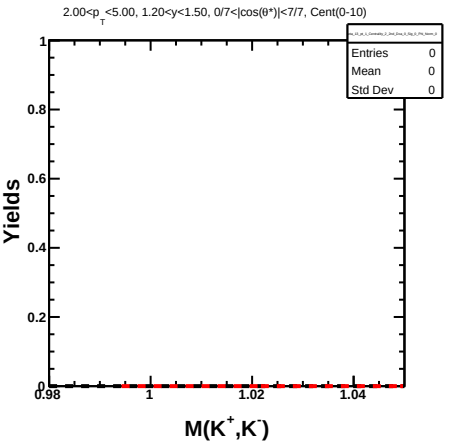
2.00<p_T<5.00, 1.20<y<1.50, 0/7<|cos(θ*)|<7/7, Cent(0-10)
Entries 0
Mean 0
Std Dev 0
Yields
M(K+,K-)

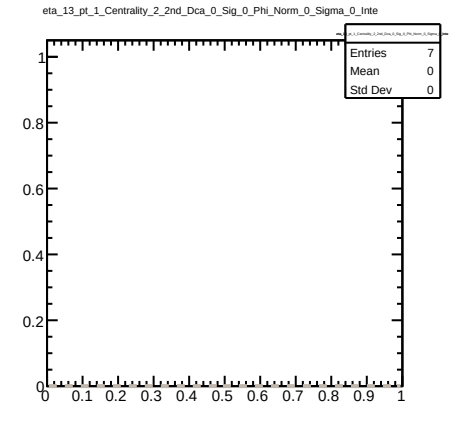
eta_13_pt_1_Centrality_2_2nd_Dca_0_Sig_0_Phi_Norm_0_Sigma_0_Inte
Entries 7
Mean 0
Std Dev 0